



# SW-XT24/3.0

LED Strips - Static White Extreme Temperature



- Wet rated extreme temperature static white LED strip
- Suitable for saunas and steam rooms
- Ambient or mounting surface temperature must not be lower than -40° or higher than 195°F

1	2	3	4	5	6	7	8
V/WATTS	RATED	CCT	CONNECTOR/WIRE IN	CONNECTOR/WIRE OUT	WIRE COLOR	WIRE TYPE	ILLUMINATED LENGTH
SW-XT24/3.0	WET					CL2	

Sample Part Number: **SW-XT24/3.0-WET-30-BW-BW-WH-CL2-48"**

1

V/WATTS

SW-XT24/3.0

Voltage: 24VDC  
Wattage: 3.0W/ft  
See following  
pages for  
compatible power  
supplies.

2

RATED

WET IP67

3

CCT

22 2000K  
24 2400K  
27 2700K  
30 3000K  
35 3500K  
40 4000K

4

CONNECTOR/WIRE IN

BW Bare Wire (Standard 24")  
CON6 Connector 6"  
CON24 Connector 24"

Connector/Wire In not needed to specify product.  
Typical selection is BW.  
BW: Standard length is 24", Max length is 120".  
Request custom length by writing in part number  
next to BW (example: BW48)

5

CONNECTOR/WIRE OUT

BW Bare Wire (Standard 24")  
CLS Closed End (No feed)  
CON6 Connector 6"  
CON24 Connector 24"

Connector/Wire Out not needed to specify  
product. Typical selection is CLS or BW.  
BW: Standard length is 24", Max length is 120".  
Request custom length by writing in part number  
next to BW (example: BW48)

6

WIRE COLOR

WH White  
BK Black

7

WIRE TYPE

CL2 Class 2

8

ILLUMINATED LENGTH

WET: 2"-360" in 2" increments

## COMPATIBLE EXTRUSIONS

The lenses in these extrusions are only rated for applications below 150°F.  
Extrusions without lenses are useful for shielding, glare control, and improving aesthetics.

	WIDE	ROUND	TORQ	TRE3	LALO	TALO	ARKA	TELA	VEVE	FLUR	EMBD	LATO	MDIN	OPTI-FLAT	OPTI-OPTICS	THIN
DRY																
DMP																
WET	✓ NO LENS			✓ WITH LENS	✓ NO LENS	✓ WITH OR WITHOUT LENS					✓ WITH OR WITHOUT LENS EXCLUDES 30", 45", 60" LENS					

5 year warranty | Warranty only valid with QTL power supplies | Field modifications must comply with QTL's installation methods otherwise warranty is null & void | All data has +/- 5% tolerance | UL Listed | Title 24 - JAB-2019 Strips: WET rated, 2700K and above



# SW-XT24/3.0

LED Strips - Static White Extreme Temperature

## 3 CCT – LUMENS/CRI - DELIVERED LUMENS

### WET

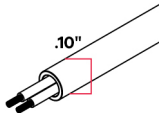
[Calculated L70 = 140000 hrs]  
Tested with SW-XT24/3.0-WET

CCT	Lumen/ft	Luminous Efficacy	CRI Ra	CRI R9	TM30 Rf	TM30 Rg
2200K	188	60 Lm/W	92	51	92	98
2400K	201	64 Lm/W	91	51	91	98
2700K	232	76 Lm/W	93	60	91	99
3000K	236	76 Lm/W	91	52	90	98
3500K	259	83 Lm/W	91	53	89	98
4000K	263	84 Lm/W	91	54	87	95

## 4 / 5 CONNECTOR/WIRE – IN/OUT

Connector/Wire In or Out not needed to specify product. Standard configuration is BW for Wire In and CLS for Wire out


**BW**



.10"

Bare Wire 24"  
Stranded 22 AWG

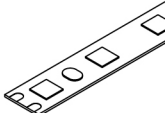
**CON6/CON24**



1.63"  
.38"  
1.34"  
.39"

6" or 24" Overall  
Wire Connector | 22 AWG  
IP67 Rated, UL Listed

**CLS**



Not soldered

## 6 WIRE COLOR

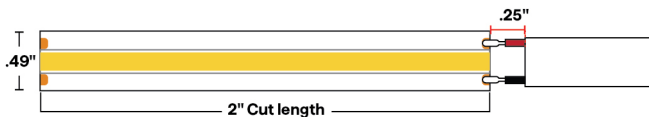


White




Black

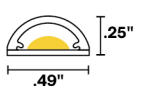
## 8 ILLUMINATED LENGTH - DIMENSIONS



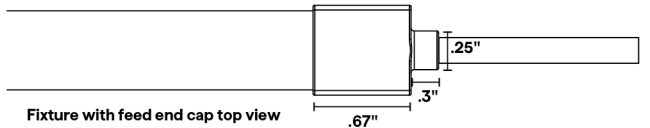
.25"  
.49"  
2" Cut length



.29"  
.56"  
End cap profile view



.25"  
.49"  
Fixture profile view



.25"  
.3"  
.67"  
Fixture with feed end cap top view



SW-XT24/3.0

LED Strips - Static White Extreme Temperature

COMPATIBLE POWER SUPPLIES

See power supplies cut sheets for more information. Data subject to change, all data has +/- 5% tolerance. Power supply must be located outside of sauna or steam room.

DIM TO LEVEL	INDOOR	OUTDOOR
	SW-XT	SW-XT
Dim to Black	Q6M-DC+CAP QTM-DC+CAP IQ-PH+QD1	QOM-DC+CAP QOM-PH
0.1%	QT-CAB-QZ-PH/0-10V QT-CAB-eLED+0-10V QT-CAB-eLED+0-10V-AWN QT-CAB-eLED+DALI-DT6 QT-CAB-eLED+DALI-DT6-AWN QTM-eLED+0-10V QTM-eLED+0-10V-AWN QTM-eLED+DALI-DT6 QTM-eLED+DALI-DT6-AWN QZ-BOWTIE+DIMMER QZ-DMX QZ-PH/0-10V QZ-STICK-PH/0-10V QZLP	Q-SET-QZ-DMX Q-SET-QZ-PH/0-10V Q-SET-eLED+0-10V QOM-eLED+0-10V QOM-eLED+DALI-DT6 QZ-DMX QZ-PH/0-10V
1%	QTM-eLED(E) QZ-DALI-DT6	Q-SET+QZ-DALI-DT6 QZ-DALI-DT6
10%	Non-Dim Power Supply with SW App Dongle	Q-HEX-mini-DC Q-SET-mLED




# SW-XT24/3.0

LED Strips - Static White Extreme Temperature

DIMMING PROTOCOL	INDOOR	OUTDOOR
	SW-XT	SW-XT
Non-Dim	QT-CAB-eLED-ND QTM-eLED-ND QZ-ND	Q-SET-QZ-ND Q-SET-eLED-ND QOM-eLED-ND QZ-ND
Phase	Q6M-DC+CAP QT-CAB-QZ-PH/0-10V QTM-DC+CAP QTM-eLED(E) QZ-BOWTIE+DIMMER QZ-PH/0-10V QZ-STICK-PH/0-10V QZLP iQ-PH+QD1	Q-HEX-mini-DC Q-SET-QZ-PH/0-10V Q-SET-mLED QOM-DC+CAP QOM-PH QZ-PH/0-10V
0-10V	QT-CAB-QZ-PH/0-10V QT-CAB-eLED+0-10V QT-CAB-eLED+0-10V-AWN QTM-eLED+0-10V QTM-eLED+0-10V-AWN QZ-PH/0-10V QZ-STICK-PH/0-10V QZLP	Q-SET-QZ-PH/0-10V Q-SET-eLED+0-10V QOM-eLED+0-10V QZ-PH/0-10V
Lutron Athena	QT-CAB-eLED+0-10V-AWN QT-CAB-eLED+DALI-DT6-AWN QTM-eLED+0-10V-AWN QTM-eLED+DALI-DT6-AWN	
ECO System	QTM-eLED(E)	
DMX	QZ-DMX	Q-SET-QZ-DMX QZ-DMX
DALI-2: DT6	QT-CAB-eLED+DALI-DT6 QT-CAB-eLED+DALI-DT6-AWN QTM-eLED+DALI-DT6 QTM-eLED+DALI-DT6-AWN QZ-DALI-DT6	Q-SET+QZ-DALI-DT6 QOM-eLED+DALI-DT6 QZ-DALI-DT6
SCENE App Dimmed	Non-Dim Power Supply with SW App Dongle	


## COMPATIBLE MOUNTING ACCESSORIES

BL-GRAZER




Backwards L Mounting Bracket

BL-MICRO




Backwards L Mounting Bracket

BL-LARGE




Backwards L Mounting Bracket

SD-L-LARGE




L Mounting Bracket

SD-L-MEDIUM




L Mounting Bracket

SD-L-MICRO



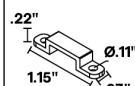
L Mounting Bracket

SD-J-LARGE



J Mounting Bracket


PLC-XT-01



Translucent plastic mounting clip/strap

## COMPATIBLE WIRING ACCESSORIES

Q-mini-J5



UL Listed miniature junction box, DRY/DMP (WET rated with silicone)