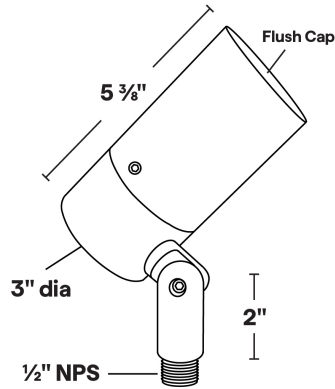




AL-23

120V GU10 35W Halogen/8W LED Accent Light



- Flush lens cap; holds up to two accessories
- 6061 Marine Grade Aluminum components are anodized, then a polyester powder coat finish is applied.
- Stainless steel hardware.
- 10' of 18ga. Teflon coated wire leads.
- Clear tempered glass lens, glued in.
- High-temperature silicone O-ring seal used to seal the cap against the body
- Maximum Wattage: 35W Halogen/ 8W LED
- Input Voltage: 120V
- Socket: GU10 Porcelain
- Wet Listed
- Specification-grade, wet-location landscape luminaire for adjustable flood or accent lighting applications. Suitable for uplighting or downlighting. Can be utilized for ground mounted, tree mounted, or surface mounted installations.

AL-23 Shown in Bronze Texture Powder Coat Finish (BZT)
Knuckle: Tapered & Positive Locking

Dimensions: 3" dia. x 5 3/8"

1	2	3
PRODUCT	MATERIAL	FINISH
AL-23	A	

Sample Part Number: AL-23-A-BK

1	2	3
PRODUCT	MATERIAL	FINISH
AL-23	A Aluminum	<div><div>BG</div>Beige<div>BB</div>Black Bronze<div>BK</div>Black<div>BKT</div>Black Texture<div>BZ</div>Bronze<div>BZT</div>Bronze Texture<div>SL</div>Silver<div>WH</div>White</div>

5 year warranty | Warranty only valid with QTL power supplies | Field modifications void warranty | Data subject to change, all data has +/- 5% tolerance

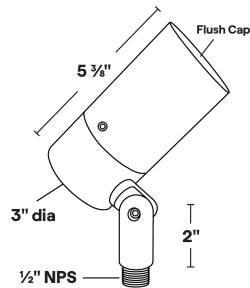


AL-23

120V GU10 35W Halogen/8W LED Accent Light

1

PRODUCT - DIMENSIONS



2

MATERIAL




Aluminum

3


FINISH

Eight Standard TGIC Free powder coat finishes available



ACCESSORIES - MOUNTING

1/2" NPS; Mount options must be ordered separately







AL-23

120V GU10 35W Halogen/8W LED Accent Light

LAMPS

MR16 Halogen or LED; GU10 Porcelain
Maximum wattage: 35W Halogen/8W LED

GU10	GU10
	
EMERY ALLEN 7.0W	EMERY ALLEN 3.0W AMBER