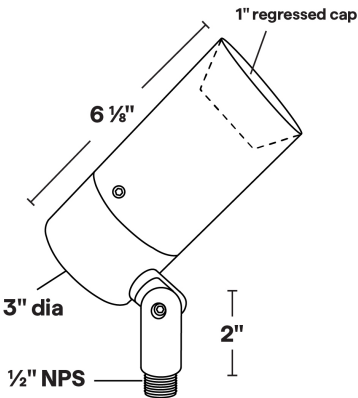




**AL-24**  
120V GU10 35W Halogen/8W LED Accent  
Light



- 1" regressed lens cap; holds up to three accessories
- 6061 Marine Grade Aluminum components are anodized, then a polyester powder coat finish is applied.
- Stainless steel hardware.
- 10' of 18ga. Teflon coated wire leads
- Clear tempered glass lens, glued in.
- High-temperature silicone O-ring seal used to seal the cap against the body.
- Maximum Wattage: 35W Halogen/8W LED
- Input Voltage: 120V
- Socket: GU10 Porcelain
- Wet Listed
- Specification-grade, wet-location landscape luminaire for adjustable flood or accent lighting applications. Suitable for uplighting or downlighting. Can be utilized for ground mounted, tree mounted, or surface mounted installations.

AL-24 Shown in Bronze Texture Powder Coat  
Finish (BZT)  
Knuckle: Tapered & Positive Locking

Dimensions: 3" dia. x 6 1/8"

1	2	3
PRODUCT	MATERIAL	FINISH
AL-24	A	

Sample Part Number: AL-24-A-BK

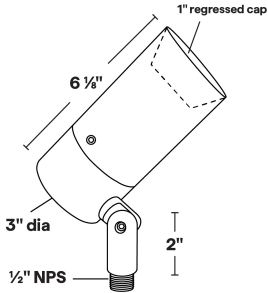
1	2	3
PRODUCT	MATERIAL	FINISH
AL-24	A Aluminum	<div><div>BG</div>Beige</div> <div><div>BB</div>Black Bronze</div> <div><div>BK</div>Black</div> <div><div>BKT</div>Black Texture</div> <div><div>BZ</div>Bronze</div> <div><div>BZT</div>Bronze Texture</div> <div><div>SL</div>Silver</div> <div><div>WH</div>White</div>

5 year warranty | Warranty only valid with QTL power supplies | Field modifications void warranty | Data subject to change, all data has +/- 5% tolerance



**AL-24**  
120V GU10 35W Halogen/8W LED Accent Light

1 **PRODUCT - DIMENSIONS**




2 **MATERIAL**



3 **FINISH**

Eight Standard TGIC Free powder coat finishes available



**ACCESSORIES - MOUNTING**

1/2" NPS; Mount options must be ordered separately







**AL-24**

120V GU10 35W Halogen/8W LED Accent Light

**LAMPS**

MR16 Halogen or LED; GU10 Porcelain  
Maximum wattage: 35W Halogen/8W LED

GU10	GU10
	
EMERY ALLEN 7.0W	EMERY ALLEN 3.0W AMBER