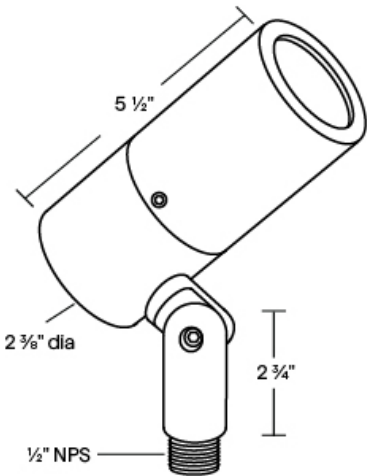




AL-3
12V MR16 Accent Light



- Machined 6061-T6 copper-free aluminum. Aluminum components are black anodized, then a polyester powder coat finish is applied.
- Stainless steel hardware.
- 2ft. 18/2 LV wire leads.
- Clear tempered glass lens, glued in.
- High-temperature silicone O-ring seal used to seal the cap against the body.
- Molded silicone wire pass-thru attached to socket wire prevents wicking and water leaking into the lamp compartment.
- Maximum Wattage: 50 watt, 8 watt LED
- Input Voltage: 12V (remote transformer required)
- Socket: GY-6.35 Bi Pin Porcelain
- IP Rating: 66
- Specification-grade landscape lighting, wet-location luminaire for flood or accent lighting applications.

AL-3 Shown in Bronze Powder Coat Finish (BZ)
Knuckle: Tapered & Positive Locking

Weight: 1.6 lbs
Dimensions: 2 3/8" dia. x 5 1/2" overall

1	2	3
PRODUCT	MATERIAL	FINISH
AL-3	A	

Sample Part Number: **AL-3-A-BK**

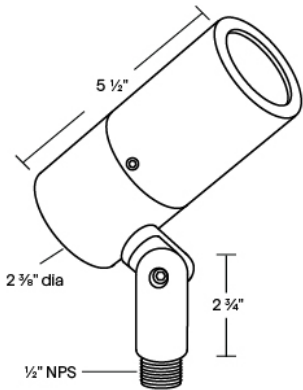
1	2	3
PRODUCT	MATERIAL	FINISH
AL-3	A 6061 - T6 Aluminum	<div><div>AC</div>Aged Copper</div> <div><div>BG</div>Beige</div> <div><div>BK</div>Black</div> <div><div>BKT</div>Black Texture</div> <div><div>BZ</div>Bronze</div> <div><div>BZT</div>Bronze Texture</div> <div><div>CA</div>Clear Anodized</div> <div><div>SL</div>Silver</div> <div><div>WH</div>White</div>

10 year warranty for Aluminum | Warranty only valid with QTL power supplies | Field modifications void warranty | Data subject to change, all data has +/- 5% tolerance

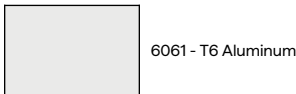


AL-3
12V MR16 Accent Light

1 PRODUCT - DIMENSIONS



2 MATERIAL



3 FINISH

Standard TGIC powder coat finishes and Clear Anodized finish available



ACCESSORIES - COLOR FILTERS

Holds up to three accessories. Wire Filter Holder is included for each color filter to hold filter in place.

BL	LB	PK	AM	MV	RD	GR	DA
Blue Glass Filter	Light Blue Glass Filter	Pink Glass Filter	Amber Glass Filter	Mercury Vapor Glass Filter	Red Glass Filter	Green Glass Filter	Dichroic Amber Glass Filter
To order separately use AY-2-MR16-BL	To order separately use AY-2-MR16-LB	To order separately use AY-2-MR16-PK	To order separately use AY-2-MR16-AM	To order separately use AY-2-MR16-MV	To order separately use AY-2-MR16-RD	To order separately use AY-2-MR-16GR	To order separately use AY-2-MR16-DA









AL-3

12V MR16 Accent Light

ACCESSORIES - LENS

Holds up to three accessories

SP  Spread Lens To order separately use AY-1-MR16-1	LI  Linear Lens To order separately use AY-1-MR16-2	SO  Softening Lens To order separately use AY-1-MR16-3	LV  Louver Lens To order separately use AY-1-MR16-4	WI  Wire Holder To order separately use AY-1-MR16-5	FR  Frosted Lens To order separately use AY-1-MR16-6
---------------------------------------------------------------------------------------------------------------------------------------------------------	---------------------------------------------------------------------------------------------------------------------------------------------------------	------------------------------------------------------------------------------------------------------------------------------------------------------------	---------------------------------------------------------------------------------------------------------------------------------------------------------	---------------------------------------------------------------------------------------------------------------------------------------------------------	------------------------------------------------------------------------------------------------------------------------------------------------------------

ACCESSORIES - MOUNTING

1/2" NPS; Mount options must be order separately

MT-1  Ground Stake	MT-2  Adjustable Ground Stake	MT-6  Stainless Steel Ground Spike	MT-7  Stainless Steel Ground Spike	MT-8  Stainless Steel Ground Spike
------------------------------------------------------------------------------------------------------------------	-----------------------------------------------------------------------------------------------------------------------------	----------------------------------------------------------------------------------------------------------------------------------	----------------------------------------------------------------------------------------------------------------------------------	----------------------------------------------------------------------------------------------------------------------------------

LAMPS

MR16 Halogen or LED; GY-6.35 Bi Pin Porcelain
Maximum wattage: 50 Watt, 8 Watt LED

MR16  SORAA	MR16  ELI	MR16  BRILLIANCE	MR16  EMERY ALLEN
-------------------------------------------------------------------------------------------------------------	-----------------------------------------------------------------------------------------------------------	------------------------------------------------------------------------------------------------------------------	-------------------------------------------------------------------------------------------------------------------

COMPATIBLE POWER SUPPLIES

See power supplies cut sheets for more information. Data subject to change, all data has +/- 5% tolerance.

DIMMING PROTOCOL	OUTDOOR
	LANDSCAPE LIGHTING
Phase	Q-HEX Q-SET-1 Q-SET-2 Q-SET-3 QOMD QOMS