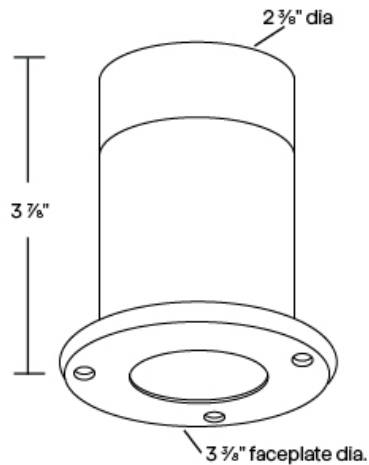




DL-1

12V MR16 35W, 8W LED Recessed Down Light

5 YEAR
WARRANTY



- Aluminum components are black anodized, then a polyester powder coat finish is applied.
- Stainless steel hardware.
- 12" 18ga. Teflon coated wire leads.
- Clear tempered glass lens, glued in.
- High-temperature silicone O-ring seal used to seal the cap against the body.
- Molded silicone wire pass-thru attached to socket wire prevents wicking and water leaking into the lamp compartment.
- Maximum Wattage: 35 watt, 8 watt LED
- Input Voltage: 12V (remote transformer required)
- Socket: GY 6.35 Bi Pin Porcelain
- Wet Listed
- Specification-grade landscape lighting, wet-location luminaire for downlighting applications.

DL-1 Shown in Black Texture Finish (BKT)
Knuckle: Tapered & Positive Locking

Dimensions: 3 3/8" dia. faceplate x 2 3/8" dia. body
x 3 7/8" overall length

①	②	③
PRODUCT	MATERIAL	FINISH
DL-1	A	

Sample Part Number: DL-1-A-BK

①	②	③
PRODUCT	MATERIAL	FINISH
DL-1	A Aluminum	<div><div>BG</div>Beige</div> <div><div>BB</div>Black Bronze</div> <div><div>BK</div>Black</div> <div><div>BKT</div>Black Texture</div> <div><div>BZ</div>Bronze</div> <div><div>BZT</div>Bronze Texture</div> <div><div>SL</div>Silver</div> <div><div>WH</div>White</div>

5 year warranty | Warranty only valid with QTL power supplies | Field modifications void warranty | Data subject to change, all data has +/- 5% tolerance

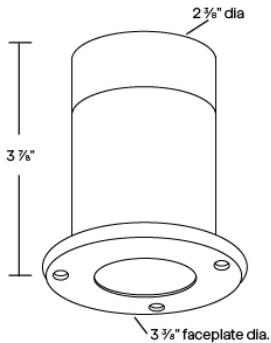


DL-1

12V MR16 35W, 8W LED Recessed Down Light

1

PRODUCT - DIMENSIONS



2

MATERIAL




Aluminum

3

FINISH

Eight Standard TGIC powder coat finishes available



ACCESSORIES - COLOR FILTERS

Holds up to two accessories. Wire Filter Holder is included for each color filter to hold filter in place.

BL	LB	PK	AM	MV	RD	GR	DA
Blue Glass Filter	Light Blue Glass Filter	Pink Glass Filter	Amber Glass Filter	Mercury Vapor Glass Filter	Red Glass Filter	Green Glass Filter	Dichroic Amber Glass Filter
To order separately use AY-2-MR16-BL	To order separately use AY-2-MR16-LB	To order separately use AY-2-MR16-PK	To order separately use AY-2-MR16-AM	To order separately use AY-2-MR16-MV	To order separately use AY-2-MR16-RD	To order separately use AY-2-MR-16GR	To order separately use AY-2-MR16-DA









DL-1

12V MR16 35W, 8W LED Recessed Down Light

ACCESSORIES - LENS

Holds up to two accessories

<div>SP</div> <div></div> <div>Spread Lens</div> <div>To order separately use AY-1-MR16-1</div>	<div>LI</div> <div></div> <div>Linear Lens</div> <div>To order separately use AY-1-MR16-2</div>	<div>SO</div> <div></div> <div>Softening Lens</div> <div>To order separately use AY-1-MR16-3</div>	<div>LV</div> <div></div> <div>Louver Lens</div> <div>To order separately use AY-1-MR16-4</div>	<div>WI</div> <div></div> <div>Wire Holder</div> <div>To order separately use AY-1-MR16-5</div>	<div>FR</div> <div></div> <div>Frosted Lens</div> <div>To order separately use AY-1-MR16-6</div>
--	--	---	--	--	---

LAMPS

MR16 Halogen or LED; GY-6.35 Bi-Pin Porcelain Maximum wattage: 35 Watt, 8 Watt LED

MR16



EMERY ALLEN

1.0W, 3.0W, 5.0W,
7.0W

COMPATIBLE POWER SUPPLIES

See power supplies cut sheets for more information. Data subject to change, all data has +/- 5% tolerance.

DIMMING PROTOCOL	OUTDOOR
	LANDSCAPE LIGHTING
Phase	Q-HEX Q-SET-1 Q-SET-2 Q-SET-3 QOMD QOMS