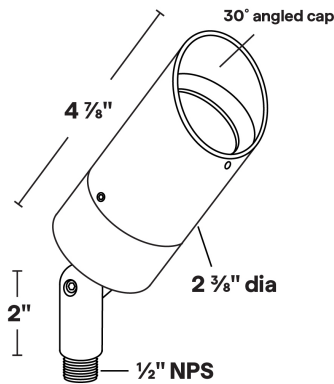




FA-6
12V MR16 35W Halogen/8W LED
Flood/Accent



FA-6 Shown in Bronze Texture Powder Coat Finish (BZT)
Knuckle: Tapered & Positive Locking

Dimensions: 2 3/8" dia. x 4 7/8"

- 30° angled lens cap; holds up to three accessories.
- 6061 Marine Grade Aluminum components are anodized, then a polyester powder coat finish is applied.
- Stainless steel hardware.
- 2' of 18/2 LV wire leads.
- Clear tempered glass lens, glued in.
- High-temperature silicone O-ring seal used to seal the cap against the body.
- Molded silicone wire pass-thru attached to socket wire prevents wicking and water leaking into the lamp compartment.
- Maximum Wattage: 35W Halogen/8W LED
- Input Voltage: 12V (remote transformer required)
- Socket: GU5.3 Bi Pin Porcelain
- Wet Listed
- Specification-grade, wet-location landscape luminaire for adjustable flood or accent lighting applications. Suitable for uplighting or downlighting. Can be utilized for ground mounted, tree mounted, or surface mounted installations.

①	②	③
PRODUCT	MATERIAL	FINISH
FA-6	A	

Sample Part Number: **FA-6-A-BK**

①	②	③
PRODUCT	MATERIAL	FINISH
FA-6	A Aluminum	<div><div>BG</div>Beige</div> <div><div>BB</div>Black Bronze</div> <div><div>BK</div>Black</div> <div><div>BKT</div>Black Texture</div> <div><div>BZ</div>Bronze</div> <div><div>BZT</div>Bronze Texture</div> <div><div>SL</div>Silver</div> <div><div>WH</div>White</div>

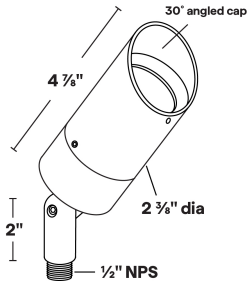


FA-6

12V MR16 35W Halogen/8W LED Flood/Accent

1

PRODUCT - DIMENSIONS



2

MATERIAL



Aluminum

3

FINISH

Eight Standard TGIC Free powder coat finishes available



ACCESSORIES - COLOR FILTERS

Holds up to three accessories. Wire Filter Holder is included for each color filter to hold filter in place.

BL	LB	PK	AM	MV	RD	GR	DA
Blue Glass Filter	Light Blue Glass Filter	Pink Glass Filter	Amber Glass Filter	Mercury Vapor Glass Filter	Red Glass Filter	Green Glass Filter	Dichroic Amber Glass Filter
To order separately use AY-2-MR16-BL	To order separately use AY-2-MR16-LB	To order separately use AY-2-MR16-PK	To order separately use AY-2-MR16-AM	To order separately use AY-2-MR16-MV	To order separately use AY-2-MR16-RD	To order separately use AY-2-MR16-GR	To order separately use AY-2-MR16-DA









FA-6

12V MR16 35W Halogen/8W LED Flood/Accent






ACCESSORIES - LENS

Holds up to three accessories

SP  Spread Lens To order separately use AY-1-MR16-1	LI  Linear Lens To order separately use AY-1-MR16-2	SO  Softening Lens To order separately use AY-1-MR16-3	LV  Louver Lens To order separately use AY-1-MR16-4	WI  Wire Holder To order separately use AY-1-MR16-5	FR  Frosted Lens To order separately use AY-1-MR16-6
---	---	--	---	---	--



ACCESSORIES - MOUNTING

1/2" NPS; Mount options must be ordered separately

MT-1  Ground Stake	MT-2  Adjustable Ground Stake	MT-6  Stainless Steel Ground Spike	MT-7  Stainless Steel Ground Spike	MT-8  Stainless Steel Ground Spike
--	---	--	--	--

LAMPS

MR16 Halogen or LED; GU5.3 Bi Pin Porcelain
Maximum wattage: 35W Halogen/8W LED

MR16  EMERY ALLEN 1.0W, 3.0W, 5.0W, 7.0W	MR16  EMERY ALLEN 3W AMBER
---	---

COMPATIBLE POWER SUPPLIES

See power supplies cut sheets for more information. Data subject to change, all data has +/- 5% tolerance.

DIMMING PROTOCOL	OUTDOOR
	LANDSCAPE LIGHTING
Phase	Q-HEX Q-SET-1 Q-SET-2 Q-SET-3 QOMD QOMS