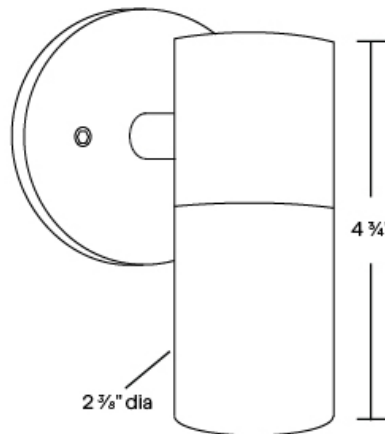




TEST - BRASS (4-Block)

12V MR16 50W, 8W LED Wall Mount

10 YEAR
WARRANTY
ALUMINUM



- Machined 6061-T6 copper-free aluminum. Aluminum components are black anodized, then a polyester powder coat finish is applied.
- Remote transformer required.
- Stainless steel hardware.
- 10" 18ga. Teflon coated wire leads.
- Three mounting plate options.
- Clear tempered glass lens, glued in.
- High-temperature silicone O-ring seal used to seal the cap against the body.
- Molded silicone wire pass-thru attached to socket wire prevents wicking and water leaking into the lamp compartment
- Maximum Wattage: 50 watt, 8 watt LED
- Input Voltage: 12V (remote transformer required)
- Socket: GY-6.35 Bi Pin Porcelain
- IP Rating: 66
- Specification-grade wet-location luminaire for wall mount applications.

WA-1 Shown in Bronze Texture Powder Coat Finish (BZT)

Weight: 1.9lbsDimensions: 2 3/8" dia. x 4 3/4" overall

1	2	3	4
PRODUCT	MATERIAL	MOUNTING PLATE	FINISH
WA-1	B		

Sample Part Number: **WA-1-A-1-BK**

1	2	3	4
PRODUCT	MATERIAL	MOUNTING PLATE	FINISH
WA-1	B C36000 Brass	1 4/0 Round Mounting Plate 2 4/0 Square Mounting Plate 3 3/0 Round Mounting Plate	DB Dark Bronze NT Natural

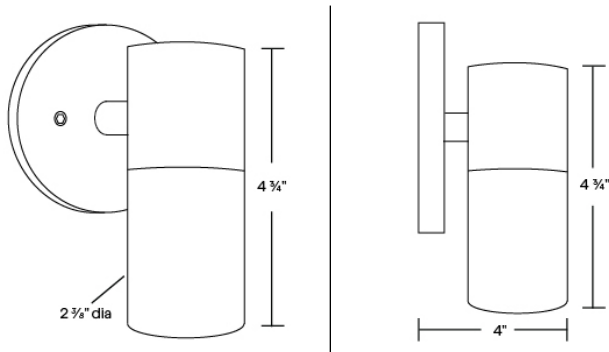
10 year warranty for aluminum | Warranty only valid with QTL power supplies | Field modifications void warranty | Data subject to change, all data has +/- 5% tolerance



TEST - BRASS (4-Block)

12V MR16 50W, 8W LED Wall Mount

1 PRODUCT - DIMENSIONS



2 MATERIAL




C36000 Brass

3 MOUNTING PLATE

Three mounting plate options



4/0 Round
Mounting Plate
5" diameter




4/0 Square
Mounting Plate
5" Square



3/0 Round
Mounting Plate
4" diameter

4 FINISH

Standard TGIC powder coat finishes and Clear Anodized finish available



Dark Bronze



Natural











TEST - BRASS (4-Block)

12V MR16 50W, 8W LED Wall Mount







ACCESSORIES - COLOR FILTERS

Holds up to three accessories. Wire Filter Holder is included for each color filter to hold filter in place.

BL	LB	PK	AM	MV	RD	GR	DA
							
Blue Glass Filter	Light Blue Glass Filter	Pink Glass Filter	Amber Glass Filter	Mercury Vapor Glass Filter	Red Glass Filter	Green Glass Filter	Dichroic Amber Glass Filter
To order separately use AY-2-MR-16-BL	To order separately use AY-2-MR-16-LB	To order separately use AY-2-MR-16-PK	To order separately use AY-2-MR-16-AM	To order separately use AY-2-MR-16-MV	To order separately use AY-2-MR-16-RD	To order separately use AY-2-MR-16-GR	To order separately use AY-2-MR16-DA

ACCESSORIES - LENS

Holds up to three accessories

SP	LI	SO	LV	WI	FR
					
Spread Lens	Linear Lens	Softening Lens	Louver Lens	Wire Holder	Frosted Lens
To order separately use AY-1-MR16-1	To order separately use AY-1-MR16-2	To order separately use AY-1-MR16-3	To order separately use AY-1-MR16-4	To order separately use AY-1-MR16-5	To order separately use AY-1-MR16-6

LAMPS

MR16	MR16	MR16	MR16
			
SORAA	DAUER	BRILLIANCE	EMERY ALLEN

COMPATIBLE POWER SUPPLIES

See power supplies cut sheets for more information. Data subject to change, all data has +/- 5% tolerance.

DIMMING PROTOCOL	OUTDOOR
	LANDSCAPE LIGHTING
Phase	Q-HEX Q-SET-1 Q-SET-2 Q-SET-3 QOMD QOMS