


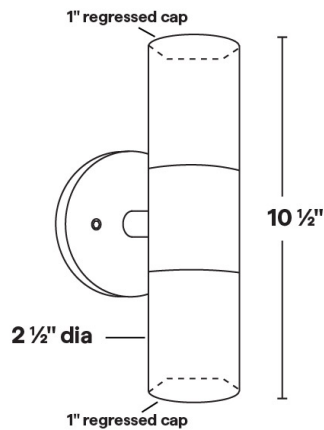


WA-8

12V MR16 35W Halogen/8W LED Dual Wall Mount



WA-8 Shown in Bronze Texture Powder Coat Finish (BZT)



Dimensions: 2 1/2" dia. x 10 1/2"

- Two 1" regressed lens caps; holds up to three accessories
- 6061 Marine Grade Aluminum components are anodized, then a polyester powder coat finish is applied.
- Stainless steel hardware.
- 10" 18ga. Teflon coated wire leads.
- Clear tempered glass lens, glued in.
- High-temperature silicone O-ring seal used to seal the cap against the body.
- Molded silicone wire pass-thru attached to socket wire prevents wicking and water leaking into the lamp compartment.
- Maximum Wattage: 35W Halogen(x2)/8W LED (x2)
- Input Voltage: 12V (remote transformer required)
- Socket: GU5.3 Bi Pin Porcelain
- Wet Listed
- Specification-grade, wet-location landscape luminaire for wall mounted fixed downlighting and uplighting applications.

1	2	3	4
PRODUCT	MATERIAL	MOUNTING PLATE	FINISH
WA-8	A		

Sample Part Number: **WA-8-A-1-BK**

1	2	3	4
PRODUCT	MATERIAL	MOUNTING PLATE	FINISH
WA-8	A Aluminum	1 4/0 Round Mounting Plate 2 4/0 Square Mounting Plate 3 3/0 Round Mounting Plate	BG Beige BB Black Bronze BK Black BKT Black Texture BZ Bronze BZT Bronze Texture SL Silver WH White

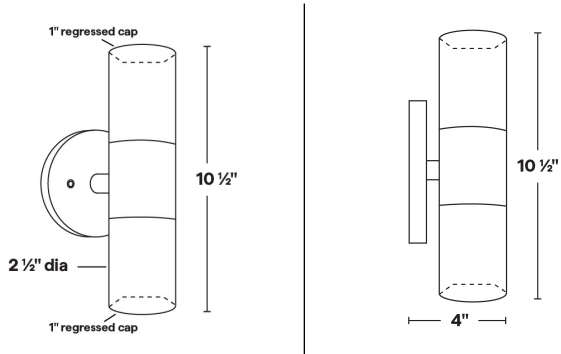
5 year warranty | Warranty only valid with QTL power supplies | Field modifications void warranty | Data subject to change, all data has +/- 5% tolerance




WA-8

12V MR16 35W Halogen/8W LED Dual Wall Mount

1 PRODUCT - DIMENSIONS



2 MATERIAL



3 MOUNTING PLATE

Three mounting plate options



4 FINISH

Eight Standard TGIC Free powder coat finishes







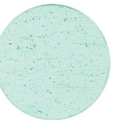





WA-8

12V MR16 35W Halogen/8W LED Dual Wall Mount







ACCESSORIES - COLOR FILTERS

Holds up to three accessories. Wire Filter Holder is included for each color filter to hold filter in place.

BL  Blue Glass Filter To order separately use AY-2-MR-16-BL	LB  Light Blue Glass Filter To order separately use AY-2-MR-16-LB	PK  Pink Glass Filter To order separately use AY-2-MR-16-PK	AM  Amber Glass Filter To order separately use AY-2-MR-16-AM	MV  Mercury Vapor Glass Filter To order separately use AY-2-MR-16-MV	RD  Red Glass Filter To order separately use AY-2-MR-16-RD	GR  Green Glass Filter To order separately use AY-2-MR-16-GR	DA  Dichroic Amber Glass Filter To order separately use AY-2-MR16-DA
--	--	--	---	---	---	---	---



ACCESSORIES - LENS

Holds up to three accessories

SP  Spread Lens To order separately use AY-1-MR16-1	LI  Linear Lens To order separately use AY-1-MR16-2	SO  Softening Lens To order separately use AY-1-MR16-3	LV  Louver Lens To order separately use AY-1-MR16-4	WI  Wire Holder To order separately use AY-1-MR16-5	FR  Frosted Lens To order separately use AY-1-MR16-6
--	--	---	--	--	---

LAMPS

MR16 Halogen or LED; GU5.3 Bi Pin Porcelain
Maximum wattage: 35W Halogen(x2)/8W LED(x2)

MR16  EMERY ALLEN 1.0W, 3.0W, 5.0W, 7.0W	MR16  EMERY ALLEN 3W AMBER
---	---

COMPATIBLE POWER SUPPLIES

See power supplies cut sheets for more information. Data subject to change, all data has +/- 5% tolerance.

DIMMING PROTOCOL	OUTDOOR
	LANDSCAPE LIGHTING
Phase	Q-HEX Q-SET-1 Q-SET-2 Q-SET-3 QOMD QOMS