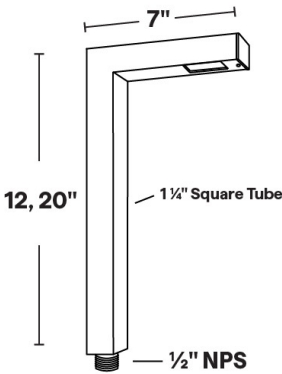





PL-15
12V GY6.35/G4 4W LED Path Light



- 6061 Marine Grade Aluminum with eight polyester powder coat finishes.
- Stainless steel hardware.
- 6' of 18/2 low voltage cable supplied.
- Frosted, tempered glass lens.
- High-temperature silicone O-ring seals are used to seal the cap against the body.
- Maximum Wattage: 4W LED
- Input Voltage: 12V (remote transformer required)
- Socket: GY 6.35 Bi-Pin Porcelain (accepts G4 Lamps)
- Wet Listed
- Specification-grade, wet-location landscape luminaire for path or garden lighting applications.

PL-15 Shown in Dark Bronze Finish (DB) Dimensions: 1 1/4"x 1 1/4" tube, 12/20" Height x 7" Length

1	2	3	4
PRODUCT	MATERIAL	STEM HEIGHT	FINISH
PL-15			

Sample Part Number: PL-15-B-20-DB

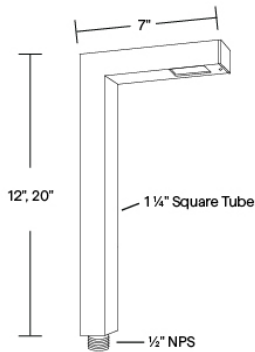
1	2	3	4
PRODUCT	MATERIAL	STEM HEIGHT	FINISH
PL-15	<div>A Aluminum</div> <div>B Brass</div>	<div>12 12" Height</div> <div>20 20" Height</div> <div>▶</div> <div>12 12" Height</div> <div>20 20" Height</div> <div>▶</div>	<div>BG Beige</div> <div>BB Black Bronze</div> <div>BK Black</div> <div>BKT Black Texture</div> <div>BZ Bronze</div> <div>BZT Bronze Texture</div> <div>SL Silver</div> <div>WH White</div> <div>▶</div> <div>BG Beige</div> <div>BB Black Bronze</div> <div>BK Black</div> <div>BKT Black Texture</div> <div>BZ Bronze</div> <div>BZT Bronze Texture</div> <div>SL Silver</div> <div>WH White</div> <div>DB Dark Bronze</div> <div>NT Natural</div> <div>DB finish has longer lead time</div>

5 year warranty | Warranty only valid with QTL power supplies | Field modifications void warranty | Data subject to change, all data has +/- 5% tolerance



PL-15
12V GY6.35/G4 4W LED Path Light

1 PRODUCT - DIMENSIONS



2 MATERIAL



4 FINISH

Eight Standard TGIC Free powder coat finishes and Two natural finish available





PL-15

12V GY6.35/G4 4W LED Path Light





ACCESSORIES - MOUNTING

1/2" NPS; Mount options must be order separately

MT-45	MT-6	MT-7	MT-8
			
Ground Stake	Stainless Steel Ground Spike	Stainless Steel Ground Spike	Stainless Steel Ground Spike

LAMPS

G4 LED; GY-6.35 Bi Pin Porcelain (accepts G4 Lamps)
Maximum wattage: 4W LED

G4	G4	G4	G4
			
EMERY ALLEN	EMERY ALLEN	EMERY ALLEN	EMERY ALLEN
1.0W AMBER	3.0W	3.0W	4.0W

COMPATIBLE POWER SUPPLIES

See power supplies cut sheets for more information. Data subject to change, all data has +/- 5% tolerance.

DIMMING PROTOCOL	OUTDOOR
	LANDSCAPE LIGHTING
Phase	Q-HEX Q-SET-1 Q-SET-2 Q-SET-3 QOMD QOMS