

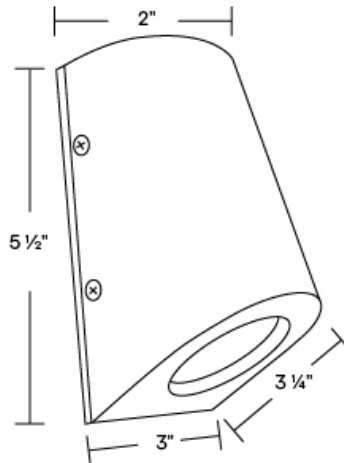


PL-25

12V MR16 35W, 8W LED Bollard/Wall Light



5 YEAR WARRANTY



- 6061 Marine Grade Aluminum materials.
- Remote transformer required.
- Stainless steel hardware.
- 6 feet of 18/2 low voltage cable supplied.
- Optional Bollard mounting post available in 18", 24", 36" heights
- Spread lens provide optics for wide distribution.
- Fixed aiming angle of 12° from horizontal.
- Mounting plate fits single gang junction box.
- Maximum Wattage: 35 watt, 8 watt LED
- Input Voltage: 12V (remote transformer required)
- Socket: GY-6.35 Bi Pin Porcelain
- Wet Listed
- Specification-grade, wet-location landscape luminaire for path or garden lighting applications.

PL-25 Shown in Bronze Texture Powder Coat Finish (BZT)

Overall Dimensions: 3" W x 3 1/4" L x 5 1/2" H (fixture)

1	2	3	4
PRODUCT	OPTION	POST HEIGHT	FINISH
PL-25			

Sample Part Number: PL-25-BM-18-BZT

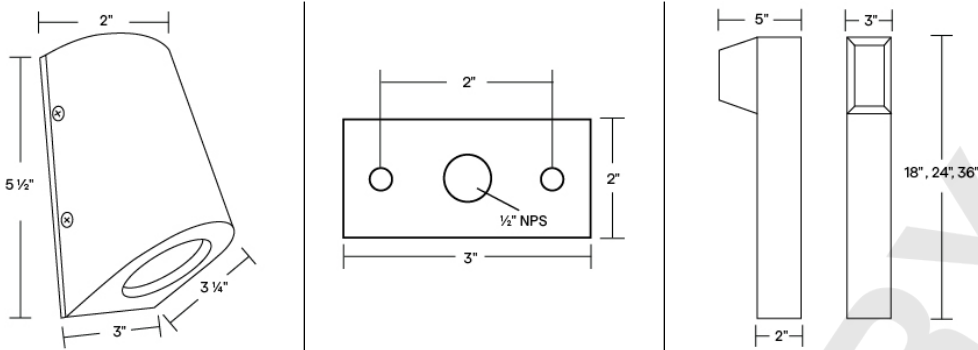
1	2	3	4
PRODUCT	OPTION	POST HEIGHT	FINISH
PL-25	<div><div>0</div><div>None</div><div>BM</div><div>Bollard Mount</div></div>	<div><div>0</div><div>None</div><div>18</div><div>18"</div><div>24</div><div>24"</div><div>36</div><div>36"</div></div>	<div><div>BG</div><div>Beige</div><div>BB</div><div>Black Bronze</div><div>BK</div><div>Black</div><div>BKT</div><div>Black Texture</div><div>BZ</div><div>Bronze</div><div>BZT</div><div>Bronze Texture</div><div>SL</div><div>Silver</div><div>WH</div><div>White</div></div>

5 year warranty | Warranty only valid with QTL power supplies | Field modifications void warranty | Data subject to change, all data has +/- 5% tolerance




PL-25
12V MR16 35W, 8W LED Bollard/Wall Light

1 PRODUCT - DIMENSIONS



4 FINISH





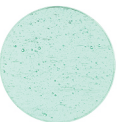



Eight Standard TGIC powder coat finishes



MATERIAL



ACCESSORIES - COLOR FILTERS

BL	LB	PK	AM	MV	RD	GR	DA
							
Blue Glass Filter	Light Blue Glass Filter	Pink Glass Filter	Amber Glass Filter	Mercury Vapor Glass Filter	Red Glass Filter	Green Glass Filter	Dichroic Amber Glass Filter
To order separately use AY-2-MR-16-BL	To order separately use AY-2-MR-16-LB	To order separately use AY-2-MR-16-PK	To order separately use AY-2-MR-16-AM	To order separately use AY-2-MR-16-MV	To order separately use AY-2-MR-16-RD	To order separately use AY-2-MR-16-GR	To order separately use AY-2-MR16-DA



PL-25

12V MR16 35W, 8W LED Bollard/Wall Light

LAMPS

MR16 Halogen or LED; GY-6.35 Bi Pin Porcelain
Maximum wattage: 35 watt, 8 watt LED

MR16



EMERY ALLEN

1.0W, 3.0W, 5.0W,
7.0W

COMPATIBLE POWER SUPPLIES

See power supplies cut sheets for more information. Data subject to change, all data has +/- 5% tolerance.

DIMMING PROTOCOL	OUTDOOR
	LANDSCAPE LIGHTING
Phase	Q-HEX Q-SET-1 Q-SET-2 Q-SET-3 QOMD QOMS