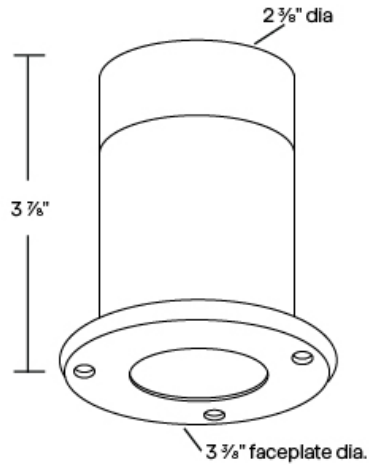




DL-1L

12VAC/DC MR16 4W/9W LED Recessed
Down Light



- Aluminum components are black anodized, then a polyester powder coat finish is applied.
- Not compatible with electronic transformers.
- Stainless steel hardware.
- 12" 18ga. Teflon coated wire leads.
- Clear tempered glass lens, glued in.
- High-temperature silicone O-ring seal used to seal the cap against the body.
- Molded silicone wire pass-thru attached to socket wire prevents wicking and water leaking into the lamp compartment
- Input Voltage: 12V (remote magnetic transformer required)
- Socket: GY 6.35 Bi-pin porcelain
- Wet Listed
- Specification-grade landscape lighting, wet-location luminaire for downlighting applications.

DL-1L is shown in Bronze Powder Coat Finish (BZ) Dimensions: 3 3/8" dia. faceplate x 2 3/8" dia. body
Knuckle: Tapered & Positive Locking (3 7/8" overall)

| 1 | 2 | 3 | 4 | 5 | 6 |
|---------|----------|--------|---------|-----|------|
| PRODUCT | MATERIAL | FINISH | WATTAGE | CCT | LENS |
| DL-1L | A | | | | |

Sample Part Number: DL-1L-A-BK-52

| 1 | 2 | 3 | 4 | 5 | 6 |
|---------|------------|--|----------------------|----------------------------------|--|
| PRODUCT | MATERIAL | FINISH | WATTAGE | CCT | LENS |
| DL-1L | A Aluminum | BG Beige BB Black Bronze BK Black BKT Black Texture BZ Bronze BZT Bronze Texture SL Silver WH White | 4.0 4.0W 9.0 9.0W | 27 2700K 30 3000K 40 4000K | 15 15 Degree Lens 30 30 Degree Lens 45 45 Degree Lens 60 60 Degree Lens |

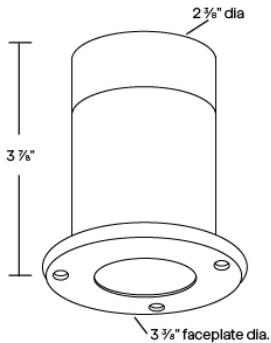
5 year warranty | Warranty only valid with QTL power supplies | Field modifications void warranty | Data subject to change, all data has +/- 5% tolerance



DL-1L

12VAC/DC MR16 4W/9W LED Recessed Down Light

1 PRODUCT - DIMENSIONS




2 MATERIAL



Aluminum

3 FINISH

Eight Standard TGIC powder coat finishes



ACCESSORIES - COLOR FILTERS

Holds up to two accessories Wire Filter Holder is included for each color filter to hold filter in place.

| BL | LB | PK | AM | MV | RD | GR | DA |
|---------------------------------------|---------------------------------------|---------------------------------------|---------------------------------------|---------------------------------------|---------------------------------------|---------------------------------------|---------------------------------------|
| | | | | | | | |
| Blue Glass Filter | Light Blue Glass Filter | Pink Glass Filter | Amber Glass Filter | Mercury Vapor Glass Filter | Red Glass Filter | Green Glass Filter | Dichroic Amber Glass Filter |
| To order separately use AY-2-MR-16-BL | To order separately use AY-2-MR-16-LB | To order separately use AY-2-MR-16-PK | To order separately use AY-2-MR-16-AM | To order separately use AY-2-MR-16-MV | To order separately use AY-2-MR-16-RD | To order separately use AY-2-MR-16-GR | To order separately use AY-2-MR-16-DA |



DL-1L

12VAC/DC MR16 4W/9W LED Recessed Down Light

COMPATIBLE POWER SUPPLIES

See power supplies cut sheets for more information. Data subject to change, all data has +/- 5% tolerance.

| DIMMING PROTOCOL | OUTDOOR |
|---------------------|--|
| | LANDSCAPE LIGHTING |
| Phase | Q-HEX Q-SET-1 Q-SET-2 Q-SET-3 QOMD QOMS |

PRELIMINARY
SUBJECT TO CHANGE



4W/9W LED MODULE

MR16 LED MODULE



9W/4W LED Module

- Equivalent to MR16 35W/75W Halogen (equivalent CBCP)
- 2700K, 3000K, or 4000K
- 10.8-13.2V AC/DC
- 12W startup draw
- Interchangeable lens: 15°, 30°, 45°, 60°
- Compatible with low-voltage magnetic transformers
- Field replaceable
- Pb Free

LED MODULE SPECIFICATIONS

| WATTAGE | LENS | 2700K | 3000K | 4000K |
|---------|--------------------|------------|------------|------------|
| 4W | 15°, 30°, 45°, 60° | 380 Lumens | 390 Lumens | 400 Lumens |
| 9W | 15°, 30°, 45°, 60° | 810 Lumens | 835 Lumens | 855 Lumens |

LED LENS



15° Lens



30° Lens



45° Lens



60° Lens