

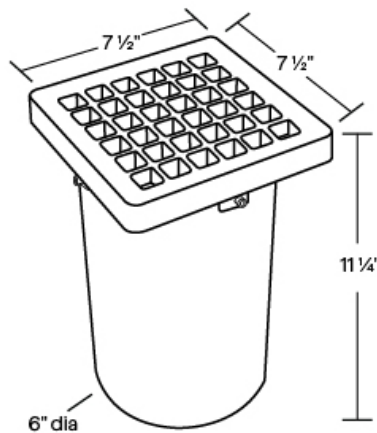


IN-14L

12VAC/DC MR16 9W LED In Ground Well
Light



25 YEAR
WARRANTY
BRASS



- Cast bronze or aluminum frame and grate.
- Not compatible with electronic transformers.
- 10 degrees of aiming adjustment.
- Machined aluminum lamp holder.
- Tempered glass lens.
- Suitable for drive-over installations.
- 6 feet of 16/2 low voltage cable supplied.
- Input Voltage: 12VAC/DC (remote magnetic transformer required)
- Socket: GY 6.35 Bi-pin Porcelain
- IP Rating: 67
- Specification-grade well light, wet-location luminaire for uplighting applications.

IN-14L Shown in Black Powder Coat Finish (BK)

Dimensions: 7 1/2 " square x 11 1/4" high

| 1 | 2 | 3 | 4 |
|---------|----------|--------|----------|
| PRODUCT | MATERIAL | FINISH | LED LAMP |
| IN-14L | | | |

Sample Part Number: **IN-14L-B-BK-55**

| 1 | 2 | 3 | 4 |
|---------|---|--|---|
| PRODUCT | MATERIAL | FINISH | LED LAMP |
| IN-14L | <div><div>A</div><div>Aluminum</div></div> | <div><div>AC</div><div>Aged Copper</div></div> <div><div>BG</div><div>Beige</div></div> <div><div>BK</div><div>Black</div></div> <div><div>BKT</div><div>Black Texture</div></div> <div><div>BZ</div><div>Bronze</div></div> <div><div>BZT</div><div>Bronze Texture</div></div> <div><div>SL</div><div>Silver</div></div> <div><div>WH</div><div>White</div></div> | <div><div>50</div><div>2W-12W, 15° Lens</div><div>2700K</div><div>210-960</div></div> <div><div>51</div><div>2W-12W, 30° Lens</div><div>2700K</div><div>210-960</div></div> <div><div>52</div><div>2W-12W, 45° Lens</div><div>2700K</div><div>210-960</div></div> <div><div>60</div><div>2W-12W, 60° Lens</div><div>2700K</div><div>230-960</div></div> <div><div>53</div><div>2W-12W, 15° Lens</div><div>3000K</div><div>230-1165</div></div> <div><div>54</div><div>2W-12W, 30° Lens</div><div>3000K</div><div>230-1165</div></div> <div><div>55</div><div>2W-12W, 45° Lens</div><div>3000K</div><div>230-1165</div></div> <div><div>61</div><div>2W-12W, 60° Lens</div><div>3000K</div><div>230-1165</div></div> |
| | <div><div>B</div><div>Cast Bronze</div></div> | <div><div>DB</div><div>Dark Bronze</div></div> <div><div>NT</div><div>Natural</div></div> | <div>CRi = 80</div> <div>Adjustable LED Module</div> |

25 year warranty for Brass | 25 year warranty for Brass Warranty Length | Warranty only valid with QTL power supplies | Field modifications void warranty | Data subject to change, all data has +/- 5% tolerance

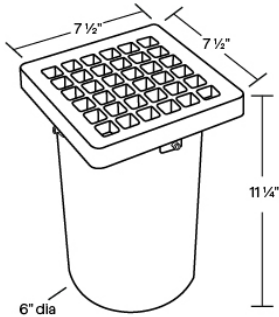


IN-14L

12VAC/DC MR16 9W LED In Ground Well Light

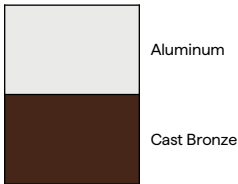
1

PRODUCT - DIMENSIONS



2

MATERIAL



3

FINISH

Standard TGIC powder coat finishes



ACCESSORIES - COLOR FILTERS

Holds up to two accessories Wire Filter Holder is included for each color filter to hold filter in place.

| BL | LB | PK | AM | MV | RD | GR | DA |
|---------------------------------------|---------------------------------------|---------------------------------------|---------------------------------------|---------------------------------------|---------------------------------------|---------------------------------------|---------------------------------------|
| | | | | | | | |
| Blue Glass Filter | Light Blue Glass Filter | Pink Glass Filter | Amber Glass Filter | Mercury Vapor Glass Filter | Red Glass Filter | Green Glass Filter | Dichroic Amber Glass Filter |
| To order separately use AY-2-MR-16-BL | To order separately use AY-2-MR-16-LB | To order separately use AY-2-MR-16-PK | To order separately use AY-2-MR-16-AM | To order separately use AY-2-MR-16-MV | To order separately use AY-2-MR-16-RD | To order separately use AY-2-MR-16-GR | To order separately use AY-2-MR-16-DA |




IN-14L

12VAC/DC MR16 9W LED In Ground Well Light

ACCESSORIES - LENS

Holds up to two accessories


SP



Spread Lens

To order separately
use AY-1-MR16-1


LI



Linear Lens

To order separately
use AY-1-MR16-2


SO



Softening Lens

To order separately
use AY-1-MR16-3


LV



Louver Lens

To order separately
use AY-1-MR16-4


WI



Wire Holder

To order separately
use AY-1-MR16-5

FR



Frosted Lens

To order separately
use AY-1-MR16-6

COMPATIBLE POWER SUPPLIES

See power supplies cut sheets for more information. Data subject to change, all data has +/- 5% tolerance.

| DIMMING PROTOCOL | OUTDOOR |
|---------------------|--|
| | LANDSCAPE LIGHTING |
| Phase | Q-HEX Q-SET-1 Q-SET-2 Q-SET-3 QOMD QOMS |



12W MULT LEVEL LED

MR16 LED MODULE



- Equivalent to MR16 20W/35W/50W Halogen (equivalent CBCP)
- 2700K or 3000K
- 12VAC/DC
- 15W startup draw
- Superior Light Output and thermal performance compared to LED Replacement Lamps
- Compatible with low-voltage magnetic transformers
- Field replaceable
- Pb Free

12W Mult-Level - 2W, 4W, 6W, 9W
(210 - 1165 Lumens)

LED MODULE SPECIFICATIONS

[Calculated L70 = 60000 hour]

| LED MODULE | WATTAGE | CCT | LENS | 2W | 4W | 6W | 9W | 12W |
|------------|---------|-------|------|------------|------------|------------|------------|-------------|
| 50 | 2W-12W | 2700K | 15 | 210 Lumens | 340 Lumens | 580 Lumens | 820 Lumens | 960 Lumens |
| 51 | 2W-12W | 2700K | 30 | 210 Lumens | 340 Lumens | 580 Lumens | 820 Lumens | 960 Lumens |
| 52 | 2W-12W | 2700K | 45 | 210 Lumens | 340 Lumens | 580 Lumens | 820 Lumens | 960 Lumens |
| 60 | 2W-12W | 2700K | 60 | 210 Lumens | 340 Lumens | 580 Lumens | 820 Lumens | 960 Lumens |
| 53 | 2W-12W | 3000K | 15 | 230 Lumens | 385 Lumens | 670 Lumens | 915 Lumens | 1165 Lumens |
| 54 | 2W-12W | 3000K | 30 | 190 Lumens | 360 Lumens | 530 Lumens | 800 Lumens | 1165 Lumens |
| 55 | 2W-12W | 3000K | 45 | 190 Lumens | 360 Lumens | 530 Lumens | 800 Lumens | 1165 Lumens |
| 61 | 2W-12W | 3000K | 60 | 190 Lumens | 360 Lumens | 530 Lumens | 800 Lumens | 1165 Lumens |

LED LENS

Interchangeable lens: 15°, 30°, 45°, 60°



15° Lens



45° Lens



30° Lens



60° Lens