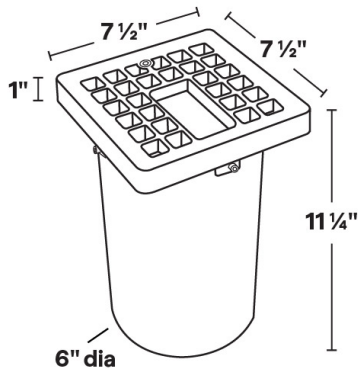




IN-5
12V MR16 35W, 8W LED In-Ground Well
Light



- Bronze frame and grate.
- Hot-aiming option available.
- 18 degrees of aiming adjustment.
- Machined aluminum lamp holder.
- Tempered glass lens.
- Suitable for drive-over installations.
- 6' of 16/2 low voltage cable supplied.
- Maximum Wattage: 35 watt, 8 watt LED
- Input Voltage: 12V (remote transformer required)
- Socket: GY-6.35 Bi Pin Porcelain
- Wet Listed
- Specification-grade, wet-location direct burial landscape luminaire for uplighting applications.

IN-5 Shown in Black Powder Coat Finish (BK) Overall Dimensions: 7 1/2 " square x 11 1/4" high

1	2	3	4	5
PRODUCT	MATERIAL	AIMING	FIXTURE REGRESS	FINISH
IN-5	B			

Sample Part Number: IN -5-B-H-1-BK

1	2	3	4	5
PRODUCT	MATERIAL	AIMING	FIXTURE REGRESS	FINISH
IN-5	B Bronze	S Standard H Hot Aim	1 1 3/4" 2 3" (standard) 3 4 1/4" (hot-aim)	BG Beige BB Black Bronze BK Black BKT Black Texture BZ Bronze BZT Bronze Texture SL Silver WH White DB Dark Bronze NT Natural

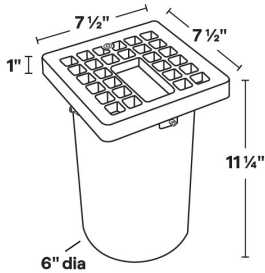


IN-5

12V MR16 35W, 8W LED In-Ground Well Light

1

PRODUCT - DIMENSIONS



2


MATERIAL



5





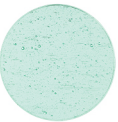



FINISH

Eight Standard TGIC powder coat finishes



ACCESSORIES - COLOR FILTERS

Holds up to three accessories Wire Filter Holder is included for each color filter to hold filter in place.

BL	LB	PK	AM	MV	RD	GR	DA
							
Blue Glass Filter	Light Blue Glass Filter	Pink Glass Filter	Amber Glass Filter	Mercury Vapor Glass Filter	Red Glass Filter	Green Glass Filter	Dichroic Amber Glass Filter
To order separately use AY-2-MR-16-BL	To order separately use AY-2-MR16-LB	To order separately use AY-2-MR-16-PK	To order separately use AY-2-MR16-AM	To order separately use AY-2-MR16-MV	To order separately use AY-2-MR16-RD	To order separately use AY-2-MR16-GR	To order separately use AY-2-MR16-DA




IN-5

12V MR16 35W, 8W LED In-Ground Well Light

ACCESSORIES - LENS

Holds up to three accessories


SP



Spread Lens

To order separately
use AY-1-MR16-1


LI



Linear Lens

To order separately
use AY-1-MR16-2


SO



Softening Lens

To order separately
use AY-1-MR16-3


LV



Louver Lens

To order separately
use AY-1-MR16-4


WI



Wire Holder

To order separately
use AY-1-MR16-5

FR




Frosted Lens

To order separately
use AY-1-MR16-6

LAMPS

MR16 Halogen or LED; GY-6.35 Bi Pin Porcelain
Maximum wattage: 35 watt, 8 watt LED


MR16



EMERY ALLEN

1.0W, 3.0W, 5.0W,
7.0W

MR16



EMERY ALLEN

3W AMBER

COMPATIBLE POWER SUPPLIES

See power supplies cut sheets for more information. Data subject to change, all data has +/- 5% tolerance.

DIMMING PROTOCOL	OUTDOOR
	LANDSCAPE LIGHTING
Phase	Q-HEX Q-SET-1 Q-SET-2 Q-SET-3 QOMD QOMS