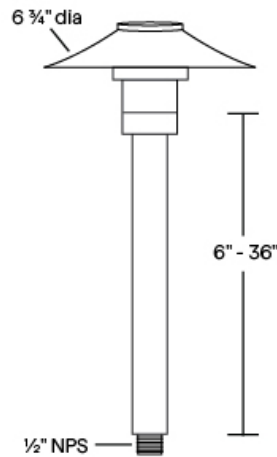




## TEST – BOTH (5a-Block)

12V MR8 20W, 3W LED Path Light

10 YEAR  
WARRANTY  
ALUMINUM



- Machined aluminum, available in seven standard TGIC powder coat finishes and clear anodized finish.
- Machined brass or copper, available in two finishes.
- Remote transformer required.
- Stainless steel hardware.
- 6 feet of 18/2 low voltage cable supplied.
- Shade diameter of 6 3/4".
- Stems lengths of 6" - 36" available.
- Clear tempered glass lens, glued in.
- High-temperature silicone O-ring seals are used to seal the cap against the body.
- Molded silicone wire pass-thru is attached to socket wire prevents wicking and water leaking into the lamp compartment.
- Maximum Wattage: 20 watt, 3 watt LED (order separately)
- Input Voltage: 12V (remote transformer required)
- Socket: GY 6.35 Bi-Pin Porcelain
- IP Rating: 66
- Specification-grade landscape lighting, wet-location luminaire for path or garden lighting applications.

PL-23 Shown in Bronze Powder Coat Finish (BZ)

Weight: Aluminum: 1.6 lbs. Brass/Copper: 6.5 lbs. Overall Dimensions: 6 3/4" dia. shade, 1" dia. stem

1	2	3	4	5
PRODUCT	MATERIAL	SHADE TOP	STEM LENGTH	FINISH
PL-23				

Sample Part Number: **PL-23-A-D-12-BZT**

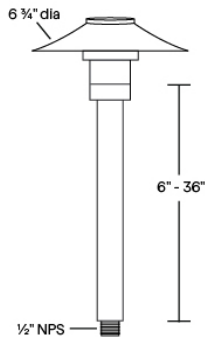
1	2	3	4	5
PRODUCT	MATERIAL	SHADE TOP	STEM LENGTH	FINISH
PL-23	<div><div>A</div><div>Machined Aluminum</div></div>	<div><div>S</div><div>Standard</div></div> <div><div>T</div><div>Tall</div></div> <div><div>D</div><div>Dome</div></div> <div><div>C</div><div>Cone</div></div>	<div><div>6</div><div>6" Stem Length</div></div> <div><div>9</div><div>9" Stem Length</div></div> <div><div>12</div><div>12" Stem Length</div></div> <div><div>18</div><div>18" Stem Length</div></div> <div><div>24</div><div>24" Stem Length</div></div> <div><div>30</div><div>30" Stem Length</div></div> <div><div>36</div><div>36" Stem Length</div></div> <div><div>42</div><div>42" Stem Length</div></div> <div><div>48</div><div>48" Stem Length</div></div>	<div><div>AC</div><div>Aged Copper</div></div> <div><div>BG</div><div>Beige</div></div> <div><div>BK</div><div>Black</div></div> <div><div>BKT</div><div>Black Texture</div></div> <div><div>BZ</div><div>Bronze</div></div> <div><div>BZT</div><div>Bronze Texture</div></div> <div><div>SL</div><div>Silver</div></div> <div><div>WH</div><div>White</div></div>
	<div><div>B</div><div>Machined Brass</div></div> <div><div>C</div><div>Machined Copper</div></div>	<div><div>S</div><div>Standard</div></div> <div><div>T</div><div>Tall</div></div> <div><div>D</div><div>Dome</div></div> <div><div>C</div><div>Cone</div></div>	<div><div>6</div><div>6" Stem Length</div></div> <div><div>9</div><div>9" Stem Length</div></div> <div><div>12</div><div>12" Stem Length</div></div> <div><div>18</div><div>18" Stem Length</div></div> <div><div>24</div><div>24" Stem Length</div></div> <div><div>30</div><div>30" Stem Length</div></div> <div><div>36</div><div>36" Stem Length</div></div> <div><div>42</div><div>42" Stem Length</div></div> <div><div>48</div><div>48" Stem Length</div></div>	<div><div>DB</div><div>Dark Bronze</div></div> <div><div>NT</div><div>Natural</div></div>

10 year warranty for Aluminum | 25 year warranty for Brass | Warranty only valid with QTL power supplies | Field modifications void warranty | Data subject to change, all data has +/- 5% tolerance

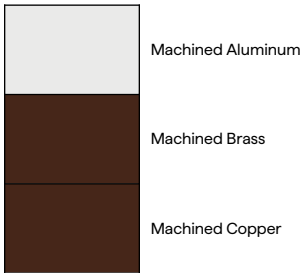


**TEST – BOTH (5a-Block)**  
12V MR8 20W, 3W LED Path Light

**1 PRODUCT - DIMENSIONS**



**2 MATERIAL**



**5 FINISH**

Seven standard TGIC powder coat finishes and two bronze finishes






# TEST – BOTH (5a-Block)

12V MR8 20W, 3W LED Path Light

## ACCESSORIES - MOUNTING


1/2" NPS; Mount options must be order separately

MT-45




Ground Stake

MT-2




Adjustable Ground Stake

MT-6




Stainless Steel Ground Spike

MT-7



Stainless Steel Ground Spike

MT-8



Stainless Steel Ground Spike

## LAMPS

MR8



BRILLIANCE

MR8



ELI

MR8



EMERY ALLEN

## COMPATIBLE POWER SUPPLIES

See power supplies cut sheets for more information. Data subject to change, all data has +/- 5% tolerance.

DIMMING PROTOCOL	OUTDOOR
	LANDSCAPE LIGHTING
Phase	Q-HEX Q-SET-1 Q-SET-2 Q-SET-3 QOMD QOMS