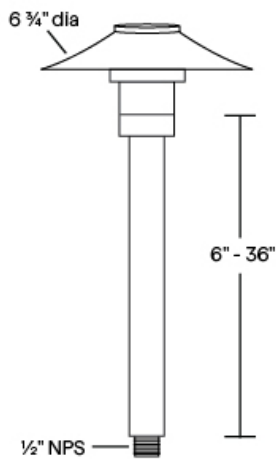




TEST – BRASS (5a-Block)
12V MR8 20W, 3W LED Path Light



- Machined aluminum, available in seven standard TGIC powder coat finishes and clear anodized finish.
- Machined brass or copper, available in two finishes.
- Remote transformer required.
- Stainless steel hardware.
- 6 feet of 18/2 low voltage cable supplied.
- Shade diameter of 6 3/4".
- Stems lengths of 6" - 36" available.
- Clear tempered glass lens, glued in.
- High-temperature silicone O-ring seals are used to seal the cap against the body.
- Molded silicone wire pass-thru is attached to socket wire prevents wicking and water leaking into the lamp compartment.
- Maximum Wattage: 20 watt, 3 watt LED (order separately)
- Input Voltage: 12V (remote transformer required)
- Socket: GY 6.35 Bi-Pin Porcelain
- IP Rating: 66
- Specification-grade landscape lighting, wet-location luminaire for path or garden lighting applications.

PL-23 Shown in Bronze Powder Coat Finish (BZ) Weight: Aluminum: 1.6 lbs. Brass/Copper: 6.5 lbs. Overall Dimensions: 6 3/4" dia. shade, 1" dia. stem

1	2	3	4	5
PRODUCT	MATERIAL	SHADE TOP	STEM LENGTH	FINISH
PL-23				

Sample Part Number: PL-23-A-D-12-BZT

1	2	3	4	5
PRODUCT	MATERIAL	SHADE TOP	STEM LENGTH	FINISH
PL-23	B Machined Brass C Machined Copper	S Standard T Tall D Dome C Cone	6 6" Stem Length 9 9" Stem Length 12 12" Stem Length 18 18" Stem Length 24 24" Stem Length 30 30" Stem Length 36 36" Stem Length 42 42" Stem Length 48 48" Stem Length	DB Dark Bronze NT Natural

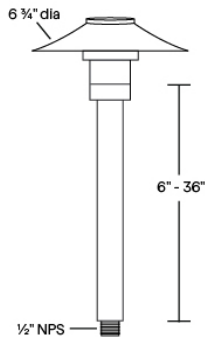
10 year warranty for Aluminum | 25 year warranty for Brass | Warranty only valid with QTL power supplies | Field modifications void warranty | Data subject to change, all data has +/- 5% tolerance



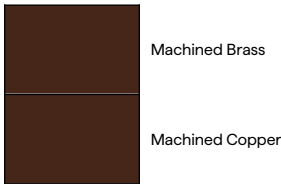
TEST – BRASS (5a-Block)

12V MR8 20W, 3W LED Path Light

1 PRODUCT - DIMENSIONS




2 MATERIAL



5 FINISH

Seven standard TGIC powder coat finishes and two bronze finishes



ACCESSORIES - MOUNTING

1/2" NPS; Mount options must be order separately





TEST – BRASS (5a-Block)
12V MR8 20W, 3W LED Path Light

LAMPS

MR8	MR8	MR8
		
BRILLIANCE	ELI	EMERY ALLEN

COMPATIBLE POWER SUPPLIES

See power supplies cut sheets for more information. Data subject to change, all data has +/- 5% tolerance.

DIMMING PROTOCOL	OUTDOOR
	LANDSCAPE LIGHTING
Phase	Q-HEX Q-SET-1 Q-SET-2 Q-SET-3 QOMD QOMS