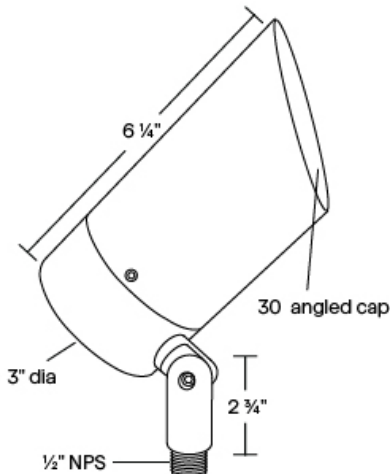




AL-12L
12VAC/DC 12W LED MR16 Flood/Accent
Light



- Machined 6061-T6 copper-free aluminum. Aluminum components are black anodized, then a polyester powder coat finish is applied.
- Field replaceable
- Remote magnetic transformer required.
- Not compatible with electronic transformers.
- Stainless steel hardware.
- 2ft. 18/2 LV wire leads.
- Three cap styles from which to choose.
- Clear tempered glass lens, glued in.
- High-temperature silicone O-ring seal used to seal the cap against the body.
- Molded silicone wire pass-thru attached to socket wire prevents wicking and water leaking into the lamp compartment.
- Input Voltage: 12VAC/DC (remote magnetic transformer required)
- Socket: GY 6.35 Bi-Pin Porcelain
- IP Rating: 66
- Wet-location luminaire for uplighting or downlighting applications. Can be utilized for ground mounted, tree mounted or surface mounted installations.

AL-12L Shown in Bronze Powder Coat Finish (BZ)
Weight: 1.6 lbs
Overall Dimensions: 3" dia. x 4 3/8", 5 1/4", and 6 1/4" overall

1	2	3	4	5
PRODUCT	MATERIAL	CAP STYLE	FINISH	LED LAMP
AL-12L	A			

Sample Part Number: **AL-12L-A-1-BZT-53**

1	2	3	4	5
PRODUCT	MATERIAL	CAP STYLE	FINISH	LED LAMP
AL-12L See chart for detailed visual explanation	A 6061 - T6 Aluminum	1 90 Degree Flush 2 90 Degree Regress 3 90 Degree Angle	AC Aged Copper BG Beige BK Black BKT Black Texture BZ Bronze BZT Bronze Texture CA Clear Anodized DB Dark Bronze NT Natural SL Silver WH White	50 2W-9W, 15° Lens;2700K;165-720 51 2W-9W, 30° Lens;2700K;165-720 52 2W-9W, 45° Lens;2700K;165-720 60 2W-9W, 60° Lens;2700K;165-720 53 2W-9W, 15° Lens;3000K;190-800 54 2W-9W, 30° Lens;3000K;190-800 55 2W-9W, 45° Lens;3000K;190-800 61 2W-9W, 60° Lens;3000K;190-800 CRI = 80 Adjustable LED Module

10 year warranty for aluminum | Warranty only valid with QTL power supplies | Field modifications void warranty | Data subject to change, all data has +/- 5% tolerance

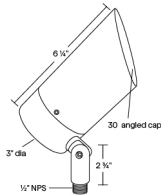


AL-12L

12VAC/DC 12W LED MR16 Flood/Accent Light

1

PRODUCT - DIMENSIONS



2

MATERIAL



4

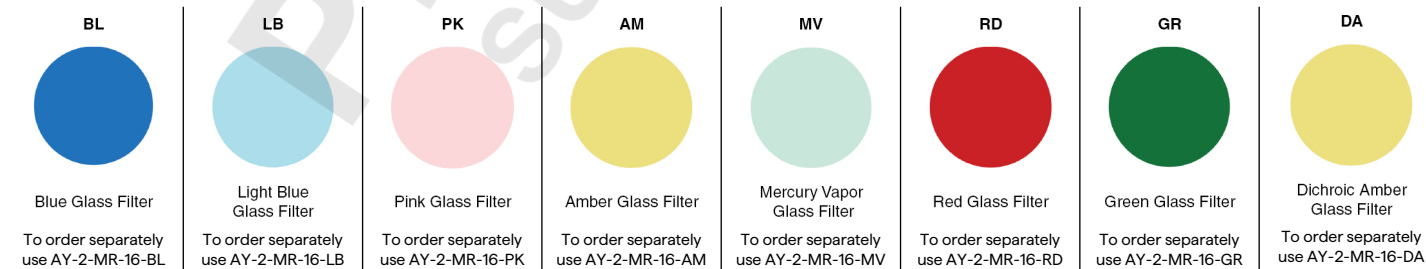
FINISH

Standard TGIC powder coat finishes and Clear Anodized finish available



ACCESSORIES - COLOR FILTERS

Holds up to three accessories Wire Filter Holder is included for each color filter to hold filter in place.











AL-12L

12VAC/DC 12W LED MR16 Flood/Accent Light

ACCESSORIES - LENS

Holds up to three accessories

<div>SP</div> <div></div> <div>Spread Lens</div> <div>To order separately use AY-1-MR16-1</div>	<div>LI</div> <div></div> <div>Linear Lens</div> <div>To order separately use AY-1-MR16-2</div>	<div>SO</div> <div></div> <div>Softening Lens</div> <div>To order separately use AY-1-MR16-3</div>	<div>LV</div> <div></div> <div>Louver Lens</div> <div>To order separately use AY-1-MR16-4</div>	<div>WI</div> <div></div> <div>Wire Holder</div> <div>To order separately use AY-1-MR16-5</div>	<div>FR</div> <div></div> <div>Frosted Lens</div> <div>To order separately use AY-1-MR16-6</div>
--------------------------------------------------------------------------------------------------------------------------------------------------------------------------------------	--------------------------------------------------------------------------------------------------------------------------------------------------------------------------------------	-----------------------------------------------------------------------------------------------------------------------------------------------------------------------------------------	--------------------------------------------------------------------------------------------------------------------------------------------------------------------------------------	--------------------------------------------------------------------------------------------------------------------------------------------------------------------------------------	-----------------------------------------------------------------------------------------------------------------------------------------------------------------------------------------

COMPATIBLE POWER SUPPLIES

See power supplies cut sheets for more information. Data subject to change, all data has +/- 5% tolerance.

DIMMING PROTOCOL	OUTDOOR
	LANDSCAPE LIGHTING
Phase	Q-HEX Q-SET-1 Q-SET-2 Q-SET-3 QOMD QOMS