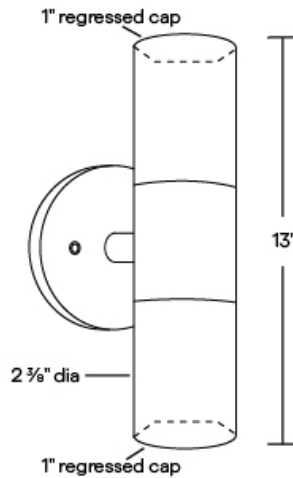




TEST – BRASS (5L-Block)

12VAC/DC MR16 9W LED Dual Wall Mount

10 YEAR
WARRANTY
ALUMINUM



- Machined 6061-T6 copper-free aluminum. Aluminum components are black anodized, then a polyester powder coat finish is applied.
- Remote transformer required.
- Stainless steel hardware.
- 10" 18ga. Teflon coated wire leads.
- Three mounting plate options.
- Clear tempered glass lens, glued in.
- High-temperature silicone O-ring seal used to seal the cap against the body.
- Molded silicone wire pass-thru attached to socket wire prevents wicking and water leaking into the lamp compartment.
- Input Voltage: 10.8-13.2VAC/DC(remote transformer required)
- IP Rating: 66
- Specification-grade wet-location luminaire for wall mount applications.

WA-8L Shown in Bronze Texture Powder Coat Finish (BZT) Weight:2.5 lbs Overall Dimensions: 2 3/8" dia. x 13" overall

| ① | ② | ③ | ④ | ⑤ |
|---------|----------|----------------|--------|----------|
| PRODUCT | MATERIAL | MOUNTING PLATE | FINISH | LED LAMP |
| WA-8L | B | | | |

Sample Part Number: **WA-8L-A-1-BK-52/52**

| 1 | PRODUCT | 2 | MATERIAL | 3 | MOUNTING PLATE | 4 | FINISH | 5 | LED LAMP |
|---|---------|---|----------------|---|---|---|------------------------------|---|--|
| | WA-8L | | B C36000 Brass | | 1 4/0 Round Mounting Plate 2 4/0 Square Mounting Plate 3 3/0 Round Mounting Plate | | DB Dark Bronze NT Natural | | 50 2W-9W, 15° Lens 2700K 165-720 51 2W-9W, 30° Lens 2700K 165-720 52 2W-9W, 45° Lens 2700K 165-720 60 2W-9W, 60° Lens 2700K 165-720 53 2W-9W, 15° Lens 3000K 190-800 54 2W-9W, 30° Lens 3000K 190-800 55 2W-9W, 45° Lens 3000K 190-800 61 2W-9W, 60° Lens 3000K 190-800 62 2W-9W, 15° Lens 4000K 210-860 63 2W-9W, 30° Lens 4000K 210-860 64 2W-9W, 45° Lens 4000K 210-860 65 2W-9W, 60° Lens 4000K 210-860 |
| | | | | | | | | | CRI = 85 Adjustable LED Module |

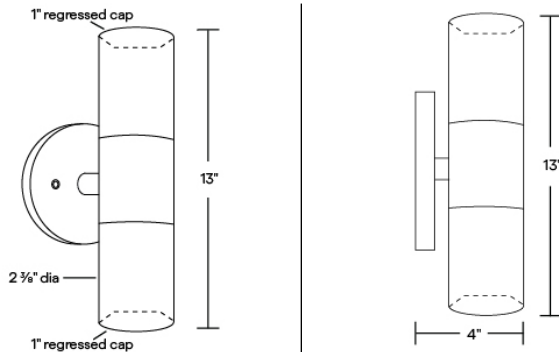
10 year warranty for aluminum | Warranty only valid with QTL power supplies | Field modifications void warranty | Data subject to change, all data has +/- 5% tolerance



TEST – BRASS (5L-Block)

12VAC/DC MR16 9W LED Dual Wall Mount

1 PRODUCT - DIMENSIONS



2 MATERIAL




C36000 Brass

3 MOUNTING PLATE

Three plate options



4/0 Round
Mounting Plate
5" diameter



4/0 Square
Mounting Plate
5" Square



3/0 Round
Mounting Plate
4" diameter

4 FINISH

Standard TGIC powder coat finishes and Clear Anodized finish available



Dark Bronze



Natural











TEST – BRASS (5L-Block)

12VAC/DC MR16 9W LED Dual Wall Mount







ACCESSORIES - COLOR FILTERS

Holds up to two accessories Wire Filter Holder is included for each color filter to hold filter in place.

| | | | | | | | |
|---|---|---|---|---|---|---|---|
| BL | LB | PK | AM | MV | RD | GR | DA |
|  |  |  |  |  |  |  |  |
| Blue Glass Filter | Light Blue Glass Filter | Pink Glass Filter | Amber Glass Filter | Mercury Vapor Glass Filter | Red Glass Filter | Green Glass Filter | Dichroic Amber Glass Filter |
| To order separately use AY-2-MR-16-BL | To order separately use AY-2-MR-16-LB | To order separately use AY-2-MR-16-PK | To order separately use AY-2-MR-16-AM | To order separately use AY-2-MR-16-MV | To order separately use AY-2-MR-16-RD | To order separately use AY-2-MR-16-GR | To order separately use AY-2-MR-16-DA |

ACCESSORIES - LENS

Holds up to two accessories

| | | | | | |
|---|---|---|---|---|---|
| SP | LI | SO | LV | WI | FR |
|  |  |  |  |  |  |
| Spread Lens | Linear Lens | Softening Lens | Louver Lens | Wire Holder | Frosted Lens |
| To order separately use AY-1-MR16-1 | To order separately use AY-1-MR16-2 | To order separately use AY-1-MR16-3 | To order separately use AY-1-MR16-4 | To order separately use AY-1-MR16-5 | To order separately use AY-1-MR16-6 |

COMPATIBLE POWER SUPPLIES

See power supplies cut sheets for more information. Data subject to change, all data has +/- 5% tolerance.

| DIMMING PROTOCOL | OUTDOOR |
|---------------------|--|
| | LANDSCAPE LIGHTING |
| Phase | Q-HEX Q-SET-1 Q-SET-2 Q-SET-3 QOMD QOMS |



9W MULT LEVEL LED
MR16 LED MODULE



- Equivalent to MR16 20W/35W/50W/75W Halogen (equivalent CBCP)
- Four lights levels, 2700K, 3000K, or 4000K
- 10.8-13.2V AC/DC
- 12W startup draw
- Interchangeable lens: 15°, 30°, 45°, 60°
- Superior Light Output and thermal performance compared to LED Replacement Lamps
- Compatible with low-voltage magnetic transformers
- Field replaceable
- Pb Free

9W Mult-Level - 2W, 4W, 6W, 9W
(165 - 860 Lumens)

LED MODULE SPECIFICATIONS

[Calculated L70 = 60000 hour]

| LED MODULE | WATTAGE | CCT | LENS | 2W | 4W | 6W | 9W |
|------------|---------|-------|------|------------|------------|------------|------------|
| 50 | 2W-9W | 2700K | 15 | 165 Lumens | 345 Lumens | 515 Lumens | 720 Lumens |
| 51 | 2W-9W | 2700K | 30 | 165 Lumens | 345 Lumens | 515 Lumens | 720 Lumens |
| 52 | 2W-9W | 2700K | 45 | 165 Lumens | 345 Lumens | 515 Lumens | 720 Lumens |
| 60 | 2W-9W | 2700K | 60 | 165 Lumens | 345 Lumens | 515 Lumens | 720 Lumens |
| 53 | 2W-9W | 3000K | 15 | 190 Lumens | 360 Lumens | 530 Lumens | 800 Lumens |
| 54 | 2W-9W | 3000K | 30 | 190 Lumens | 360 Lumens | 530 Lumens | 800 Lumens |
| 55 | 2W-9W | 3000K | 45 | 190 Lumens | 360 Lumens | 530 Lumens | 800 Lumens |
| 61 | 2W-9W | 3000K | 60 | 190 Lumens | 360 Lumens | 530 Lumens | 800 Lumens |
| 62 | 2W-9W | 4000K | 15 | 210 Lumens | 385 Lumens | 590 Lumens | 860 Lumens |
| 63 | 2W-9W | 4000K | 60 | 210 Lumens | 385 Lumens | 590 Lumens | 860 Lumens |
| 64 | 2W-9W | 4000K | 45 | 210 Lumens | 385 Lumens | 590 Lumens | 860 Lumens |
| 65 | 2W-9W | 4000K | 60 | 210 Lumens | 385 Lumens | 590 Lumens | 860 Lumens |

LED LENS

MR16 Halogen or LED; GY-6.35 Bi Pin Porcelain
Maximum wattage: 50watt, 8 watt LED



15° Lens



45° Lens



30° Lens



60° Lens