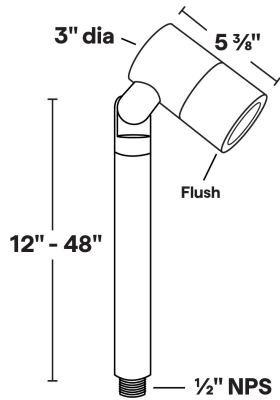




PL-27
120V GU10 35W Halogen/9W LED Staff
Light



- Available in three Cap Styles: Flush, 1" Regress, 30° Angled
- 6061 Marine Grade Aluminum components are anodized, then a polyester powder coat finish is applied.
- Stainless steel hardware.
- Clear tempered glass lens, glued in.
- High-temperature silicone O-ring seals are used to seal the cap against the body.
- Molded silicone wire pass-thru is attached to socket wire prevents wicking and water leaking into the lamp compartment.
- Maximum Wattage: 35W Halogen/9W LED
- Input Voltage: 120V
- Socket: GU10
- Wet Listed
- Specification-grade, wet-location landscape luminaire for path or garden lighting applications.

PL-27 Shown in Bronze Texture Powder Coat Finish (BZT)

Dimensions: 3" dia. x 5 3/8"

1	2	3	4	5	6
PRODUCT	MATERIAL	CAP	MOUNTINGS	STEM LENGTH	FINISH
PL-27	A				

Sample Part Number: PL-27-A-1-1-24-BK

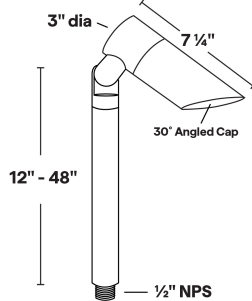
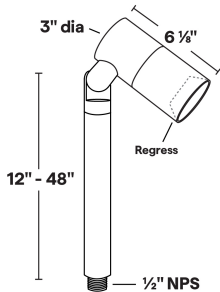
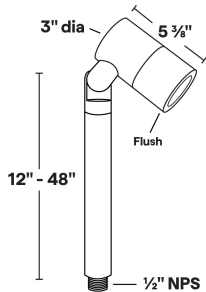
1	2	3	4	5	6
PRODUCT	MATERIAL	CAP	MOUNTINGS	STEM LENGTH	FINISH
PL-27	A Aluminum	1 Flush 2 Regress 3 30 Degree	2 MT-25 3 MT-28 4 MT-44	12 12" Stem Length 18 18" Stem Length 24 24" Stem Length 30 30" Stem Length 36 36" Stem Length 42 42" Stem Length 48 48" Stem Length	BG Beige BB Black Bronze BK Black BKT Black Texture BZ Bronze BZT Bronze Texture SL Silver WH White

5 year warranty | Warranty only valid with QTL power supplies | Field modifications void warranty | Data subject to change, all data has +/- 5% tolerance



PL-27
120V GU10 35W Halogen/9W LED Staff Light

1 PRODUCT - DIMENSIONS




2 MATERIAL



Aluminum


6 FINISH

Eight Standard TGIC Free powder coat finishes



ACCESSORIES - MOUNTING

PVC Mounting Stake Included





PL-27

120V GU10 35W Halogen/9W LED Staff Light

LAMPS

MR16 Halogen or LED; GU10 Socket
Maximum wattage: 35W Halogen/9W LED

GU10



EMERY ALLEN

7.0W

GU10



EMERY ALLEN

3.0W AMBER