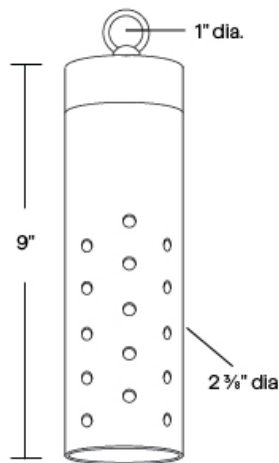




RL-4

12V MT11 20W, 3W LED Down Light

10 YEAR
WARRANTY
ALUMINUM



- Machined 6061-T6 copper-free aluminum. Aluminum components are black anodized, then a polyester powder coat finish is applied.
- Remote transformer required.
- SS Cable and lead wire options.
- Stainless steel hardware.
- 1" brass loop for mounting. Hanging hook included.
- 12" 18 ga. shrink tube covered, black wire leads.
- Frosted acrylic liner.
- Optional frosted lens glued in at bottom of fixture.
- High-temperature silicone O-ring seal used to seal the cap against the body.
- Molded silicone wire pass-thru attached to socket wire prevents wicking and water leaking into the lamp compartment.
- Maximum Wattage: 20 watt, 3 watt LED
- Input Voltage: 12V (remote transformer required)
- Socket: GY 6.35 Bi Pin Porcelain
- IP Rating: 66
- Specification-grade landscape lighting, wet-location luminaire for down lighting applications. Can be utilized for pergola or tree-mounted installations

RL-4 Shown in Bronze Texture Powder Coat Finish (BZT)

Overall Dimensions 1 3/4" dia. x 9" overall

1	2	3	4	5	6
PRODUCT	MATERIAL	BOTTOM LENS	SS CABLE	18/ 2 WIRE	FINISH
RL-4	A				

Sample Part Number: **RL-4-A-1-0-0-BK**

1	2	3	4
PRODUCT	MATERIAL	BOTTOM LENS	SS CABLE
RL-4	A 6061 - T6 Aluminum	0 No Lens 1 Frosted Lens (Glued in)	0 No SS Cable 5 5' SS Cable 10 10' SS Cable 15 15' SS Cable 20 20' SS Cable 25 25' SS Cable 30 30' SS Cable
5	6		
18/2 WIRE	FINISH		
0 No Wire 5 5' Wire 10 10' Wire 15 15' Wire 20 20' Wire 25 25' Wire 30 30' Wire	BG Beige BK Black BKT Black Texture BZ Bronze BZT Bronze Texture SL Silver WH White		

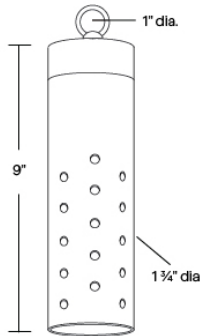
10 year warranty for Aluminum | Warranty only valid with QTL power supplies | Field modifications void warranty | Data subject to change, all data has +/- 5% tolerance



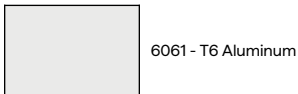
RL-4

12V MT11 20W, 3W LED Down Light

1 PRODUCT - DIMENSIONS




2 MATERIAL



6 FINISH

Standard TGIC powder coat finishes and Clear Anodized finish available





RL-4

12V MT11 20W, 3W LED Down Light

LAMPS

MR11 Halogen or LED; GY-6.35 Bi Pin Porcelain
Maximum wattage: 20 Watt, 3 Watt LED

MR11	MR11	MR11	MR11
			
DAUER	ELI	BRILLIANCE	EMERY ALLEN

COMPATIBLE POWER SUPPLIES

See power supplies cut sheets for more information. Data subject to change, all data has +/- 5% tolerance.

DIMMING PROTOCOL	OUTDOOR
	LANDSCAPE LIGHTING
Phase	Q-HEX Q-SET-1 Q-SET-2 Q-SET-3 QOMD QOMS