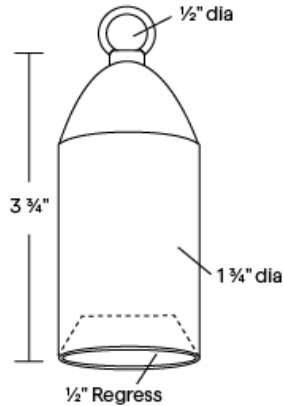




RL-6

12V MR8 20W, 3W LED Down Light

10 YEAR
WARRANTY
ALUMINUM



- Machined 6061-T6 copper-free aluminum. Aluminum components are black anodized, then a polyester powder coat finish is applied.
- Remote transformer required.
- SS Cable and lead wire options.
- Stainless steel hardware.
- 1/2" brass loop for mounting. Hanging hook included.
- 12" 18 ga. shrink tube covered, black wire leads.
- Two cap styles from which to choose.
- Clear tempered glass lens, glued in.
- High-temperature silicone O-ring seal used to seal the cap against the body.
- Molded silicone wire pass-thru attached to socket wire prevents wicking and water leaking into the lamp compartment.
- Maximum Wattage: 20 watt, 3 watt LED
- Input Voltage: 12V (remote transformer required)
- Socket: G4 Bi Pin Porcelain
- IP Rating: 66
- Specification-grade landscape lighting, wet-location luminaire for down lighting applications. Can be utilized for pergola or tree-mounted installations

RL-6 Shown in Bronze Powder Coat Finish (BZ)

Overall Dimensions: 1 3/4" dia. x 3 3/4" overall

1	2	3	4	5	6
PRODUCT	MATERIAL	CAP STYLE	SS CABLE	18/ 2 WIRE	FINISH
RL-6	A				

Sample Part Number: **RL-6-A-S-0-0-BK**

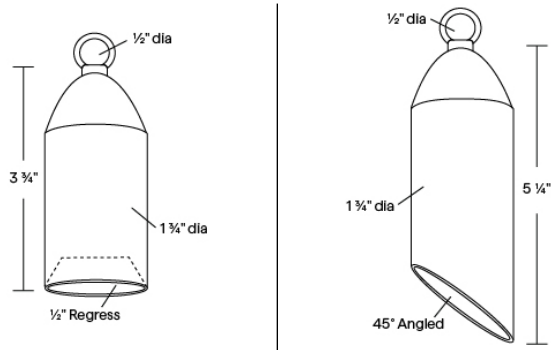
1	2	3	4
PRODUCT	MATERIAL	CAP STYLE	SS CABLE
RL-6	A 6061 - T6 Aluminum	S Straight A 45 Degree Angle	0 No SS Cable 5 5' SS Cable 10 10' SS Cable 15 15' SS Cable 20 20' SS Cable 25 25' SS Cable 30 30' SS Cable
5	6		
18/2 WIRE	FINISH		
0 No Wire 5 5' Wire 10 10' Wire 15 15' Wire 20 20' Wire 25 25' Wire 30 30' Wire	AC Aged Copper BG Beige BK Black BKT Black Texture BZ Bronze BZT Bronze Texture SL Silver WH White		

10 year warranty for Aluminum | Warranty only valid with QTL power supplies | Field modifications void warranty | Data subject to change, all data has +/- 5% tolerance

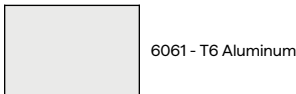


RL-6
12V MR8 20W, 3W LED Down Light

1 PRODUCT - DIMENSIONS




2 MATERIAL



6 FINISH

Standard TGIC powder coat finishes and Clear Anodized finish available






RL-6

12V MR8 20W, 3W LED Down Light

ACCESSORIES - LENS

Holds up to one accessories


SP



Spread Lens

To order separately
use AY-1-MR8-1


LI



Linear Lens

To order separately
use AY-1-MR8-2


SO



Softening Lens

To order separately
use AY-1-MR8-3


LV



Louver Lens

To order separately
use AY-1-MR8-4


WI



Wire Holder

To order separately
use AY-1-MR8-5

FR



Frosted Lens

To order separately
use AY-1-MR8-6

LAMPS

MR8 Halogen or LED; G4 Bi Pin Porcelain
Maximum wattage: 20 Watt, 3 Watt LED

MR8



EXCELSIOR

MR8



BRILLIANCE

MR8



EMERY ALLEN

COMPATIBLE POWER SUPPLIES

See power supplies cut sheets for more information. Data subject to change, all data has +/- 5% tolerance.

DIMMING PROTOCOL	OUTDOOR
	LANDSCAPE LIGHTING
Phase	Q-HEX Q-SET-1 Q-SET-2 Q-SET-3 QOMD QOMS