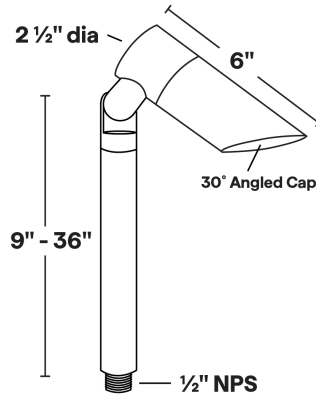




PL-7L

12V MR16 9W LED Staff Light



- Available in three Cap Styles: Flush, 1" Regress, 30° Angled
- 6061 Marine Grade Aluminum components are anodized, then a polyester powder coat finish is applied.
- Stainless steel hardware.
- 6 feet of 18/2 low voltage cable supplied.
- Clear tempered glass lens, glued in.
- High-temperature silicone O-ring seals are used to seal the cap against the body.
- Molded silicone wire pass-thru is attached to socket wire prevents wicking and water leaking into the lamp compartment.
- Maximum Wattage: 9 watt LED (12W Startup Drawl)
- Input Voltage: 12V (remote transformer required)
- Socket: GU5.3 Bi-Pin Porcelain
- Wet Listed
- Specification-grade, wet-location landscape luminaire for path or garden lighting applications.

PL-7L Shown in Bronze Texture Powder Coat Finish (BZT)

Dimensions: 2 3/8" dia. x 7 1/2"

1	2	3	4	5	6	7	8
PRODUCT	MATERIAL	CAP	STEM LENGTH	FINISH	WATTAGE	CCT	LENS
PL-7L	A				9.0		

Sample Part Number: PL-7L-A-1-24-BK-9.0-27-30

1

PRODUCT

PL-7L

2

MATERIAL

A Aluminum

3

CAP

1 Flush

2 Regress

3 30 Degree

4

STEM LENGTH

9 9" Stem Length

12 12" Stem Length

18 18" Stem Length

24 24" Stem Length

30 30" Stem Length

36 36" Stem Length

5

FINISH

BG Beige

BB Black Bronze

BK Black

BKT Black Texture

BZ Bronze

BZT Bronze Texture

SL Silver

WH White

6

WATTAGE

9.0 9.0W

7

CCT

27 2700K

30 3000K

40 4000K

8

LENS

15 15 Degree Lens

30 30 Degree Lens

45 45 Degree Lens

60 60 Degree Lens

5 year warranty | Warranty only valid with QTL power supplies | Field modifications void warranty | Data subject to change, all data has +/- 5% tolerance

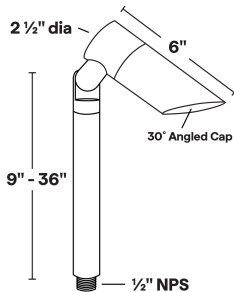
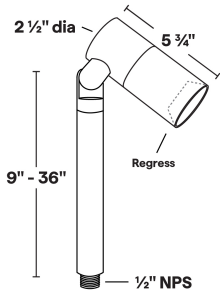
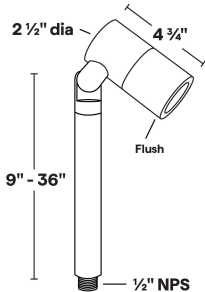


PL-7L

12V MR16 9W LED Staff Light

1

PRODUCT - DIMENSIONS



2


MATERIAL



5

FINISH

Eight Standard TGIC Free powder coat finishes



COMPATIBLE POWER SUPPLIES

See power supplies cut sheets for more information. Data subject to change, all data has +/- 5% tolerance.

DIMMING PROTOCOL	OUTDOOR
	LANDSCAPE LIGHTING
Phase	Q-HEX Q-SET-1 Q-SET-2 Q-SET-3 QOMD QOMS



9W LED MODULE

MR16 LED MODULE

3 YEAR
WARRANTY



9W LED Module

- Equivalent to MR16 75W Halogen (equivalent CBCP)
- 2700K, 3000K, or 4000K
- 10.8-13.2V AC/DC
- 12W startup draw
- Interchangeable lens: 15°, 30°, 45°, 60°
- Compatible with low-voltage magnetic transformers
- Field replaceable

LED MODULE SPECIFICATIONS

WATTAGE	LENS	2700K	3000K	4000K
9W	15°, 30°, 45°, 60°	810 Lumens	835 Lumens	855 Lumens

LED LENS



15° Lens



30° Lens



45° Lens



60° Lens