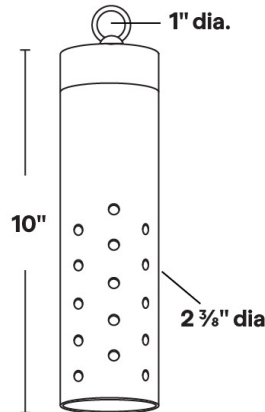




RL-2L

12VAC/DC MR16 9W LED Pendant Light



- 1" brass loop for mounting. Hanging hook included.
- 6061 Marine Grade Aluminum components are anodized, then a polyester powder coat finish is applied.
- Remote magnetic transformer required.
- Not compatible with electronic transformers.
- Stainless steel hardware.
- 12" of 18 ga. wire leads.
- Optional frosted lens glued in at bottom of fixture.
- High-temperature silicone O-ring seal used to seal the cap against the body.
- Molded silicone wire pass-thru attached to socket wire prevents wicking and water leaking into the lamp compartment.
- Input Voltage: 12VAC/DC (remote magnetic transformer required)
- Socket: GU5.3 Bi-pin Porcelain
- Wet Listed
- Specification-grade, wet-location landscape luminaire for pendant mounted downlighting applications. Can be utilized for pergola, tree-mounted, and other exterior installations.

RL-2L Shown in Bronze Texture Powder Coat Finish (BZT)

Overall Dimensions: 2 3/8" dia. x 10" overall

1	2	3	4	5	6	7	8
PRODUCT	MATERIAL	LENS STYLE	CABLE	FINISH	WATTAGE	CCT	LENS
RL-2L	A				9.0		

Sample Part Number: RL-2L-A-1-0-BK-9.0-27-30

1 PRODUCT RL-2L	2 MATERIAL A Aluminum	3 LENS STYLE O None F Frosted Frosted Lens is Glued in	4 CABLE O No Cable 5 5" Cable 10 10" Cable 15 15" Cable 20 20" Cable 25 25" Cable 30 30" Cable	5 FINISH BG Beige BB Black Bronze BK Black BKT Black Texture BZ Bronze BZT Bronze Texture SL Silver WH White
6 WATTAGE 9.0 9.0W	7 CCT 27 2700K 30 3000K 40 4000K	8 LENS 15 15 Degree Lens 30 30 Degree Lens 45 45 Degree Lens 60 60 Degree Lens		

5 year warranty | Warranty only valid with QTL power supplies | Field modifications void warranty | Data subject to change, all data has +/- 5% tolerance

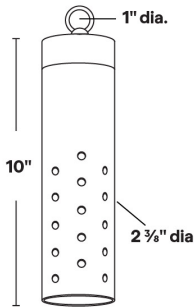


RL-2L

12VAC/DC MR16 9W LED Pendant Light

1

PRODUCT - DIMENSIONS



2


MATERIAL



5

FINISH

Eight Standard TGIC powder coat finishes



COMPATIBLE POWER SUPPLIES

See power supplies cut sheets for more information. Data subject to change, all data has +/- 5% tolerance.

DIMMING PROTOCOL	OUTDOOR
	LANDSCAPE LIGHTING
Phase	Q-HEX Q-SET-1 Q-SET-2 Q-SET-3 QOMD QOMS



9W LED MODULE

MR16 LED MODULE

3 YEAR
WARRANTY



9W LED Module

- Equivalent to MR16 75W Halogen (equivalent CBCP)
- 2700K, 3000K, or 4000K
- 10.8-13.2V AC/DC
- 12W startup draw
- Interchangeable lens: 15°, 30°, 45°, 60°
- Compatible with low-voltage magnetic transformers
- Field replaceable

LED MODULE SPECIFICATIONS

WATTAGE	LENS	2700K	3000K	4000K
9W	15°, 30°, 45°, 60°	810 Lumens	835 Lumens	855 Lumens

LED LENS



15° Lens



30° Lens



45° Lens



60° Lens