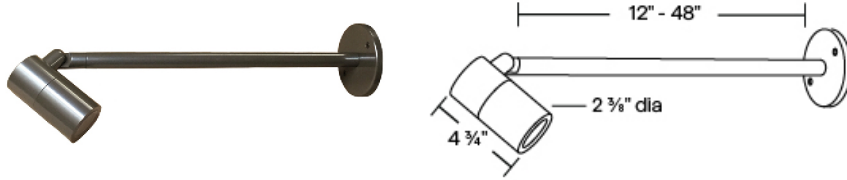




SI-1L

12VAC/DC MR16 9W LED Sign Light



- 6061 Marine Grade Aluminum components are black anodized, then a polyester powder coat finish is applied.
- Remote magnetic transformer required.
- Not compatible with electronic transformers.
- Stainless steel hardware.
- Tempered clear glass glued in.
- Available lengths: 12", 18", 24", 30", 36", 42" or 48"
- High-temperature silicone O-ring seal used to seal the cap against the body.
- Molded silicone wire pass-thru attached to socket wire prevents wicking and water leaking into the lamp compartment.
- Input Voltage: 12VAC/DC(remote magnetic transformer required)
- Socket: GU5.3 Bi-Pin Porcelain
- Wet Listed
- Specification-grade wet-location luminaire for sign lighting applications.

SI-1L Shown in Bronze Powder Coat Finish (BZ)

Overall Dimensions: 2 3/8" dia. x 5" (fixture)

1	2	3	4	5	6	7	8
PRODUCT	MATERIAL	MOUNTING PLATE	STEM LENGTH	FINISH	WATTAGE	CCT	LENS
SI-1L	A				9.0		

Sample Part Number: SI-1L-A-1-24-BK-9.0-27-30

1

PRODUCT

SI-1L

See chart for detailed visual explanation

2

MATERIAL

A Aluminum

3

MOUNTING PLATE

1 4/0 Round Mounting Plate

2 4/0 Square Mounting Plate

2 3/0 Round Mounting Plate

4 4/0 Box Mounting Plate

4

STEM LENGTH

12 12" Stem Length

18 18" Stem Length

24 24" Stem Length

30 30" Stem Length

36 36" Stem Length

42 42" Stem Length

48 48" Stem Length

5

FINISH

BG Beige

BB Black Bronze

BK Black

BKT Black Texture

BZ Bronze

BZT Bronze Texture

SL Silver

WH White

6

WATTAGE

9.0 9.0W

7

CCT

27 2700K

30 3000K

40 4000K

8

LENS

15 15 Degree Lens

30 30 Degree Lens

45 45 Degree Lens

60 60 Degree Lens

5 year warranty | Warranty only valid with QTL power supplies | Field modifications void warranty | Data subject to change, all data has +/- 5% tolerance

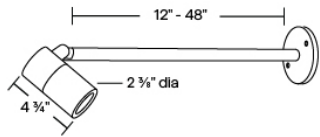


SI-1L

12VAC/DC MR16 9W LED Sign Light

1

PRODUCT - DIMENSIONS



2

MATERIAL




3

MOUNTING PLATE

1/2" NPS Mounting Thread



4/0 Round
Mounting Plate
MT-25



4/0 Square
Mounting Plate
MT-26



3/0 Round
Mounting Plate
MT-27




Machined Junction
Box/Cover
MT-44

5

FINISH

Eight Standard TGIC powder coat finishes







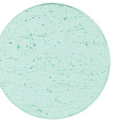





SI-1L

12VAC/DC MR16 9W LED Sign Light







ACCESSORIES - COLOR FILTERS

Flush lens cap holds 2 lens accessory. Wire Filter Holder is included for each color filter to hold filter in place.

BL  Blue Glass Filter To order separately use AY-2-MR-16-BL	LB  Light Blue Glass Filter To order separately use AY-2-MR-16-LB	PK  Pink Glass Filter To order separately use AY-2-MR-16-PK	AM  Amber Glass Filter To order separately use AY-2-MR-16-AM	MV  Mercury Vapor Glass Filter To order separately use AY-2-MR-16-MV	RD  Red Glass Filter To order separately use AY-2-MR-16-RD	GR  Green Glass Filter To order separately use AY-2-MR-16-GR	DA  Dichroic Amber Glass Filter To order separately use AY-2-MR-16-DA
---	---	---	--	--	--	--	---

ACCESSORIES - LENS

Holds up to two accessories

SP  Spread Lens To order separately use AY-1-MR16-1	LI  Linear Lens To order separately use AY-1-MR16-2	SO  Softening Lens To order separately use AY-1-MR16-3	LV  Louver Lens To order separately use AY-1-MR16-4	WI  Wire Holder To order separately use AY-1-MR16-5	FR  Frosted Lens To order separately use AY-1-MR16-6
---	---	--	---	---	--

COMPATIBLE POWER SUPPLIES

See power supplies cut sheets for more information. Data subject to change, all data has +/- 5% tolerance.

DIMMING PROTOCOL	OUTDOOR
	LANDSCAPE LIGHTING
Phase	Q-HEX Q-SET-1 Q-SET-2 Q-SET-3 QOMD QOMS



9W LED MODULE

MR16 LED MODULE

3 YEAR
WARRANTY



9W LED Module

- Equivalent to MR16 75W Halogen (equivalent CBCP)
- 2700K, 3000K, or 4000K
- 10.8-13.2V AC/DC
- 12W startup draw
- Interchangeable lens: 15°, 30°, 45°, 60°
- Compatible with low-voltage magnetic transformers
- Field replaceable

LED MODULE SPECIFICATIONS

WATTAGE	LENS	2700K	3000K	4000K
9W	15°, 30°, 45°, 60°	810 Lumens	835 Lumens	855 Lumens

LED LENS



15° Lens



30° Lens



45° Lens



60° Lens