



SW-XT24/3.0

LED Strips - Static White Extreme Temperature



5 YEAR WARRANTY

Declare.



- Wet rated extreme temperature static white LED strip
- Suitable for saunas and steam rooms
- Ambient or mounting surface temperature must not be lower than -40° or higher than 195°F

1	2	3	4	5	6	7	8
V/WATTS	RATED	CCT - LUMENS/CRI	CONNECTOR/WIRE IN	CONNECTOR/WIRE OUT	WIRE COLOR	WIRE TYPE	ILLUMINATED LENGTH

Sample Part Number: **SW-XT24/3.0-WET-30-BW-BW-WH-CL2-48"**

1

V/WATTS

SW-XT24/3.0
Voltage: 24VDC
Wattage: 3.0W/ft
See following pages for compatible power supplies.

2

RATED

WET IP67

3

CCT - LUMENS/CRI

22	2200K	188/92
24	2400K	201/91
27	2700K	232/93
30	3000K	236/91
35	3500K	259/91
40	4000K	263/91

4

CONNECTOR/WIRE IN

BW	Bare Wire (Standard 24")
CON6	Connector 6"
CON24	Connector 24"

Connector/Wire In not needed to specify product. Typical selection is BW.
BW: Standard length is 24"; Max length is 120". Request custom length by writing in part number next to BW (example: BW48)

5

CONNECTOR/WIRE OUT

BW	Bare Wire (Standard 24")
CLS	Closed End (No feed)
CON6	Connector 6"
CON24	Connector 24"

Connector/Wire Out not needed to specify product. Typical selection is CLS or BW.
BW: Standard length is 24"; Max length is 120". Request custom length by writing in part number next to BW (example: BW48)

6

WIRE COLOR

WH	White
BK	Black

7

WIRE TYPE

CL2	Class 2
------------	---------

8

ILLUMINATED LENGTH

2"-360"	2" increments
----------------	---------------

5 year warranty | Warranty only valid with QTL power supplies | Field modifications must comply with QTL's installation methods otherwise warranty is null & void | All data has +/- 5% tolerance | UL Listed | Title 24 - JA8-2019 Strips: WET rated, 2700K and above



SW-XT24/3.0

LED Strips - Static White Extreme Temperature


3 CCT – LUMENS/CRI - DELIVERED LUMENS

[Calculated L70 = 140000 hrs]
Tested with SW-XT24/3.0-WET

CCT	Lumen/ft	Luminous Efficacy	CRI Ra	CRI R9	TM30 Rf	TM30 Rg
2200K	188	60 Lm/W	92	51	92	98
2400K	201	64 Lm/W	91	51	91	98
2700K	232	75 Lm/W	93	60	91	99
3000K	236	76 Lm/W	91	52	90	98
3500K	259	83 Lm/W	91	53	89	98
4000K	263	84 Lm/W	91	54	87	95

4 / 5 CONNECTOR/WIRE – IN/OUT

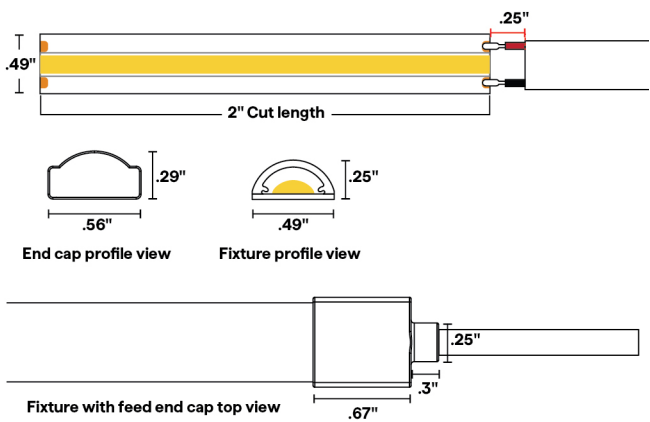
Connector/Wire In or Out not needed to specify product. Standard configuration is BW for Wire In and CLS for Wire out



6 WIRE COLOR



8 ILLUMINATED LENGTH - DIMENSIONS


























SW-XT24/3.0

LED Strips - Static White Extreme Temperature

COMPATIBLE EXTRUSIONS

The lenses in these extrusions are only rated for applications below 150°F.
Extrusions without lenses are useful for shielding, glare control, and improving aesthetics.

																
DRY																
DMP																
WET	 NO LENS			 WITH LENS	 NO LENS	 WITH OR WITHOUT LENS					 WITH OR WITHOUT LENS EXCLUDES 30", 45", 60" LENS					

COMPATIBLE POWER SUPPLIES

See power supplies cut sheets for more information. Data subject to change, all data has +/- 5% tolerance. Power supply must be located outside of sauna or steam room.

DIM TO LEVEL	INDOOR	OUTDOOR
	SW-XT	SW-XT
Dim to Black	Q6M-DC+CAP QTM-DC+CAP iQ-PH iQ-PH+QD1	QOM-DC+CAP QOM-PH
0.1%	QT-CAB-QZ-PH/0-10V QT-CAB-eLED+0-10V QT-CAB-eLED+0-10V-AWN QT-CAB-eLED+DALI-DT6 QT-CAB-eLED+DALI-DT6-AWN QTM-eLED+0-10V QTM-eLED+0-10V-AWN QTM-eLED+DALI-DT6 QTM-eLED+DALI-DT6-AWN QZ-BOWTIE+DIMMER QZ-DMX QZ-PH/0-10V QZ-STICK-PH/0-10V QZLP	Q-SET-QZ-DMX Q-SET-QZ-PH/0-10V Q-SET-eLED+0-10V QOM-eLED+0-10V QOM-eLED+DALI-DT6 QZ-DMX QZ-PH/0-10V
1%	QTM-eLED(E) QZ-DALI-DT6	Q-SET+QZ-DALI-DT6
10%	Non-Dim Power Supply with SW App Dongle	Q-HEX-mini-DC Q-SET-mLED



SW-XT24/3.0

LED Strips - Static White Extreme Temperature

DIMMING PROTOCOL	INDOOR	OUTDOOR
	SW-XT	SW-XT
Non-Dim	QT-CAB-eLED-ND QTM-eLED-ND QZ-ND	Q-SET-QZ-ND Q-SET-eLED-ND QOM-eLED-ND QZ-ND iQ-ND-50-65
Phase	Q6M-DC+CAP QT-CAB-QZ-PH/0-10V QTM-DC+CAP QTM-eLED(E) QZ-BOWTIE+DIMMER QZ-PH/0-10V QZ-STICK-PH/0-10V QZLP iQ-PH iQ-PH+QD1	Q-HEX-mini-DC Q-SET-QZ-PH/0-10V Q-SET-mLED QOM-DC+CAP QOM-PH QZ-PH/0-10V
0-10V	QT-CAB-QZ-PH/0-10V QT-CAB-eLED+0-10V QT-CAB-eLED+0-10V-AWN QTM-eLED+0-10V QTM-eLED+0-10V-AWN QZ-PH/0-10V QZ-STICK-PH/0-10V QZLP	Q-SET-QZ-PH/0-10V Q-SET-eLED+0-10V QOM-eLED+0-10V QZ-PH/0-10V
Lutron Athena	QT-CAB-eLED+0-10V-AWN QT-CAB-eLED+DALI-DT6-AWN QTM-eLED+0-10V-AWN QTM-eLED+DALI-DT6-AWN	
ECO System	QTM-eLED(E)	
DMX	QZ-DMX	Q-SET-QZ-DMX QZ-DMX
DALI-2: DT6	QT-CAB-eLED+DALI-DT6 QT-CAB-eLED+DALI-DT6-AWN QTM-eLED+DALI-DT6 QTM-eLED+DALI-DT6-AWN QZ-DALI-DT6	Q-SET+QZ-DALI-DT6 QOM-eLED+DALI-DT6
SCENE App Dimmed	Non-Dim Power Supply with SW App Dongle	

COMPATIBLE MOUNTING ACCESSORIES

PLC-XT-01

Translucent plastic mounting clip/strap

BL-GRAZER

Backwards L Mounting Bracket

BL-MICRO

Backwards L Mounting Bracket

BL-LARGE

Backwards L Mounting Bracket

SD-L-LARGE

L Mounting Bracket

SD-L-MEDIUM

L Mounting Bracket

SD-L-MICRO

L Mounting Bracket

SD-J-LARGE

J Mounting Bracket

COMPATIBLE WIRING ACCESSORIES

Q-mini-J5

UL Listed, miniature junction box, DRY/DMP (WET rated with silicone)