



# SW24/5.0

## LED Strips - Static White



- One bin, one step static white LED strip with 454 lm/ft @ 3000K
- 6 diodes per 1" cut point
- CCTs 2200K and greater meet or exceed Title 24 and JA8
- Ambient operating temp: -4-120°F
- Installation temp: 50-100°F | Storage temp: -4-140°F
- Calculated L70 = 70000 hrs

1	2	3	4	5	6	7	8
V/WATTS	RATED	CCT - LUMENS/CRI	CONNECTOR/WIRE IN	CONNECTOR/WIRE OUT	WIRE COLOR	WIRE TYPE	ILLUMINATED LENGTH
SW24/5.0							

Sample Part Number: **SW24/5.0-DMP-24-CON6-CLS-WH-CL2-48"**

1	V/WATTS	2	RATED	3	CCT - LUMENS/CRI	4	CONNECTOR/WIRE IN	5	CONNECTOR/WIRE OUT
	<b>SW24/5.0</b>  Voltage: 24VDC Wattage: 5.0W/ft See following pages for compatible power supplies.	<b>DRY</b> IP20	<b>20</b> 2000K 377/93 <b>22</b> 2200K 380/96 <b>24</b> 2400K 405/97 <b>27</b> 2700K 423/97 <b>30</b> 3000K 454/98 <b>35</b> 3500K 468/98 <b>40</b> 4000K 442/97	<b>BW</b> Bare Wire (Standard 24") <b>BRL</b> Barrel <b>CLS</b> Closed End (No feed) <b>CON6</b> Connector 6" <b>CON24</b> Connector 24"  Connector/Wire In not needed to specify product. Typical selection is BW. BW: Standard length is 24"; Max length is 120". Request custom length by writing in part number next to BW (example: BW48)	<b>BW</b> Bare Wire (Standard 24") <b>BRL</b> Barrel <b>CLS</b> Closed End (No feed) <b>CON6</b> Connector 6" <b>CON24</b> Connector 24"  Connector/Wire Out not needed to specify product. Typical selection is CLS or BW. BW: Standard length is 24"; Max length is 120". Request custom length by writing in part number next to BW (example: BW48)				
	<b>24</b> 2400K 337/94 <b>27</b> 2700K 333/97 <b>30</b> 3000K 367/98 <b>35</b> 3500K 370/96 <b>40</b> 4000K 398/97		<b>BW</b> Bare Wire (Standard 24") <b>BRL</b> Barrel <b>CON6</b> Connector 6" <b>CON24</b> Connector 24"  Connector/Wire In not needed to specify product. Typical selection is BW. BW: Standard length is 24"; Max length is 120". Request custom length by writing in part number next to BW (example: BW48)			<b>BW</b> Bare Wire (Standard 24") <b>BRL</b> Barrel <b>CLS</b> Closed End (No feed) <b>CON6</b> Connector 6" <b>CON24</b> Connector 24"  Connector/Wire Out not needed to specify product. Typical selection is CLS or BW. BW: Standard length is 24"; Max length is 120". Request custom length by writing in part number next to BW (example: BW48)			
	<b>20</b> 2000K 311/93 <b>22</b> 2200K 333/96 <b>24</b> 2400K 343/96 <b>27</b> 2700K 346/96 <b>30</b> 3000K 367/97 <b>35</b> 3500K 401/97 <b>40</b> 4000K 408/97						<b>BW</b> Bare Wire (Standard 24") <b>BRL</b> Barrel <b>CLS</b> Closed End (No feed) <b>CON6</b> Connector 6" <b>CON24</b> Connector 24"  Connector/Wire In not needed to specify product. Typical selection is BW. BW: Standard length is 24"; Max length is 120". Request custom length by writing in part number next to BW (example: BW48)	<b>BW</b> Bare Wire (Standard 24") <b>BRL</b> Barrel <b>CLS</b> Closed End (No feed) <b>CON6</b> Connector 6" <b>CON24</b> Connector 24"  Connector/Wire Out not needed to specify product. Typical selection is CLS or BW. BW: Standard length is 24"; Max length is 120". Request custom length by writing in part number next to BW (example: BW48)	
		<b>WET</b> IP67							
6	WIRE COLOR	7	WIRE TYPE	8	ILLUMINATED LENGTH				
	<b>WH</b> White <b>BK</b> Black <b>N/A</b> Specify for Barrel  Barrel is white	<b>CL2</b> Class 2 <b>CL2P</b> Class 2 Plenum Rated <b>N/A</b> Specify for Barrel  CL2P only available with bare wire leads (BW)	<b>CL2</b> Class 2 <b>CL2P</b> Class 2 Plenum Rated <b>N/A</b> Specify for Barrel  CL2P only available with bare wire leads (BW)	<b>1"-228"</b> 1" increments					
	<b>WH</b> White <b>BK</b> Black <b>N/A</b> Specify for Barrel  Barrel is black				<b>1"-180"</b> 1" increments				
	<b>WH</b> White <b>BK</b> Black <b>N/A</b> Specify for Barrel  Barrel is black				<b>1"-228"</b> 1" increments				

5 year warranty | Warranty only valid with QTL power supplies | Field modifications must comply with QTL's installation methods otherwise warranty is null & void | All data has +/- 5% tolerance | UL Listed | Title 24 - JA8-2016 Strips: DRY, DMP, and WET rated, 2200K and above



# SW24/5.0

LED Strips - Static White

## 3 CCT – LUMENS/CRI - DELIVERED LUMENS

[Calculated L70 = 70000 hrs]  
Tested with SW24/5.0-DRY

CCT	Lumen/ft	Luminous Efficacy	CRI Ra	CRI R9	TM30 Rf	TM30 Rg
2000K	377	79 Lm/W	93	59	89	103
2200K	380	79 Lm/W	96	89	94	100
2400K	405	84 Lm/W	97	92	94	102
2700K	423	88 Lm/W	97	94	94	102
3000K	454	95 Lm/W	98	95	94	101
3500K	468	97 Lm/W	98	94	92	100
4000K	442	92 Lm/W	97	93	90	100

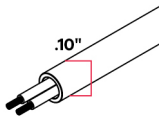
## TEMPERATURE RATINGS

		Min	Max
DRY	Ambient Operating Temp - Surface	-4°F	120°F
	Storage Temp	-4°F	140°F
	Installation Temp	50°F	100°F

## 4 / 5 CONNECTOR/WIRE – IN/OUT

Connector/Wire In or Out not needed to specify product. Standard configuration is BW for Wire In and CLS for Wire out

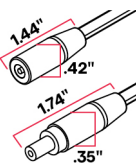
**BW**



.10"

Bare Wire 24"  
Stranded 22 AWG

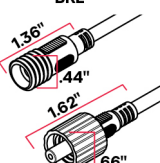
**BRL**



1.44"  
.42"  
1.74"  
.35"

Barrel 6" - DRY/DMP I  
22 AWG


**BRL**



1.36"  
.44"  
1.62"  
.66"

Barrel 6" - WET I 22 AWG

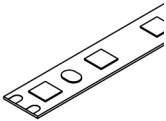
**CON6/CON24**



1.63"  
.38"  
1.34"  
.39"

6" or 24" Overall  
Wire Connector I 22 AWG  
IP67 Rated, UL Listed

**CLS**

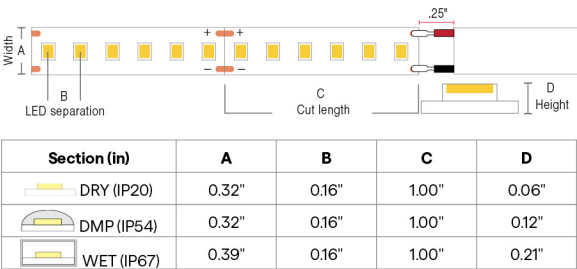


Not soldered

## 6 WIRE COLOR



## 8 ILLUMINATED LENGTH - DIMENSIONS



## COMPATIBLE EXTRUSIONS

	WIDE	ROND	TORQ	TRE3	LALO	TALO	ARKA	TELA	VEVE	FLUR	EMBD	LATO	MDIN	OPTI-FLAT	OPTI-OPTICS	THIN
DRY	✓	✓	✓	✓	✓	✓	✓	✓	✓	✓	✓	✓	✓	✓	✓	✓
DMP	✓	✓	✓	✓	✓	✓	✓	✓	✓	✓	✓	✓	✓	✓		✓
WET	✓		EXCLUDES 40° LENS	✓	✓	✓	✓	✓	EXCLUDES 45° LENS	✓	EXCLUDES 30°, 45°, 60° LENS	✓		✓		NO LENS



SW24/5.0

LED Strips - Static White

COMPATIBLE POWER SUPPLIES

See power supplies cut sheets for more information. Data subject to change, all data has +/- 5% tolerance.

DIM TO LEVEL	INDOOR	OUTDOOR
	SW24/5.0, SW-HE, SW-HE+	SW24/5.0, SW-HE, SW-HE+
Dim to Black	Q6M-DC+CAP QTM-DC+CAP iQ-PH iQ-PH+QD1	QOM-DC+CAP QOM-PH
0.1%	QT-CAB-QZ-PH/0-10V QT-CAB-eLED+0-10V QT-CAB-eLED+0-10V-AWN QT-CAB-eLED+DALI-DT6 QT-CAB-eLED+DALI-DT6-AWN QTM-eLED+0-10V QTM-eLED+0-10V-AWN QTM-eLED+DALI-DT6 QTM-eLED+DALI-DT6-AWN QZ-BOWTIE+DIMMER QZ-DMX QZ-PH/0-10V QZ-STICK-PH/0-10V QZLP	Q-SET-QZ-DMX Q-SET-QZ-PH/0-10V Q-SET-eLED+0-10V QOM-eLED+0-10V QOM-eLED+DALI-DT6 QOM-eLED+PS-DALI-DT6 QZ-DMX QZ-PH/0-10V
1%	QTM-eLED(E) QZ-DALI-DT6	Q-SET+QZ-DALI-DT6 QZ-DALI-DT6
10%	Non-Dim Power Supply with SW App Dongle	

















# SW24/5.0

LED Strips - Static White

DIMMING PROTOCOL	INDOOR	OUTDOOR
	SW24/5.0, SW-HE, SW-HE+	SW24/5.0, SW-HE, SW-HE+
Non-Dim	QT-CAB-eLED-ND QTM-eLED-ND QZ-ND	Q-SET-QZ-ND Q-SET-eLED-ND QOM-eLED-ND QZ-ND iQ-ND-50-65
Phase	Q6M-DC+CAP QT-CAB-QZ-PH/0-10V QTM-DC+CAP QTM-eLED(E) QZ-BOWTIE+DIMMER QZ-PH/0-10V QZ-STICK-PH/0-10V QZLP iQ-PH iQ-PH+QD1	Q-SET-QZ-PH/0-10V QOM-DC+CAP QOM-PH QZ-PH/0-10V
0-10V	QT-CAB-QZ-PH/0-10V QT-CAB-eLED+0-10V QT-CAB-eLED+0-10V-AWN QTM-eLED+0-10V QTM-eLED+0-10V-AWN QZ-PH/0-10V QZ-STICK-PH/0-10V QZLP	Q-SET-QZ-PH/0-10V Q-SET-eLED+0-10V QOM-eLED+0-10V QZ-PH/0-10V
Lutron Athena	QT-CAB-eLED+0-10V-AWN QT-CAB-eLED+DALI-DT6-AWN QTM-eLED+0-10V-AWN QTM-eLED+DALI-DT6-AWN	
ECO System	QTM-eLED(E)	
DMX	QZ-DMX	Q-SET-QZ-DMX QZ-DMX
DALI-2: DT6	QT-CAB-eLED+DALI-DT6 QT-CAB-eLED+DALI-DT6-AWN QTM-eLED+DALI-DT6 QTM-eLED+DALI-DT6-AWN QZ-DALI-DT6	Q-SET+QZ-DALI-DT6 QOM-eLED+DALI-DT6 QZ-DALI-DT6
SCENE App Dimmed	Non-Dim Power Supply with SW App Dongle	

## COMPATIBLE MOUNTING ACCESSORIES

<b>QUOVA-MICRO</b>  QUOVA Knife Edge	<b>SHIELD A - Small</b>  For standalone use	<b>SHIELD B - Small</b>  For use within extrusions	<b>BL-GRAZER</b>  Backwards L Mounting Bracket	<b>BL-MICRO</b>  Backwards L Mounting Bracket	<b>BL-LARGE</b>  Backwards L Mounting Bracket	<b>SD-L-LARGE</b>  L Mounting Bracket	<b>SD-L-MEDIUM</b>  L Mounting Bracket	<b>SD-L-MICRO</b>  L Mounting Bracket	<b>SD-J-LARGE</b>  J Mounting Bracket
<b>IQ-STRAP</b>  Plastic strap, Fits all LED strips	<b>IQ-CLIP-SS12</b>  Metal clip, Fits DMP strip	<b>IQ-CLIP-SS10</b>  Metal clip, Fits VET strip	<b>IQ-CLIP-PL</b>  Plastic clip, Fits VET strip						



# SW24/5.0

LED Strips - Static White

## COMPATIBLE WIRING ACCESSORIES

<b>SNP-LEAD</b>  Connects lead wire to LED strip DRY ONLY	<b>SNP-INLINE</b>  Connects LED strip to LED strip DRY ONLY	<b>CLP-LEAD</b>  Connects lead wire to LED strip DRY ONLY	<b>CLP-INLINE</b>  Connects LED strip to LED strip DRY ONLY	<b>Q-NECT-01-LEAD-24</b>  Connects LED board to 24" lead wire DRY ONLY	<b>Q-NECT-01-JUMP-3</b>  Connects two LED boards together with 3" jumper; DRY ONLY	<b>Q-NECT-01-INLINE</b>  Connects two LED boards together DRY ONLY	<b>Q-NECT-SCREW-LEAD-12</b>  Connects LED board to 12" lead wire DRY ONLY	<b>Q-NECT-SCREW-JUMP-12</b>  Connects two LED boards together with 12" jumper; DRY ONLY	<b>BARREL-EXT</b>  8ft barrel cable extender DRY ONLY
<b>BARREL FOUR-FER</b>  Splits lead from one to four LED Barrel connector fixtures; DRY/DMP	<b>CON120-EXT</b>  10ft Con cable extender DRY/DMP/WET	<b>CON FOUR-FER</b>  Splits lead from one to four LED Con connectors DRY/DMP/WET	<b>CON M - BARREL F</b>  Male con to barrel cable adaptor DRY/DMP	<b>Q-mini-J</b>  UL Listed, miniature junction box; DRY/DMP (WET rated with silicone)	<b>Q-mini-J5</b>  UL Listed, miniature junction box; DRY/DMP (WET rated with silicone)	<b>INSTALLATION KITS</b>  LEAD or JUMP DRY and WET LED strip wiring kits			

## COMPATIBLE CONTROL ACCESSORIES

**SCENE APP DONGLE**

1.36"  
2.58"

Wi-Fi or Bluetooth Connectivity

## COMPATIBLE APPS

**NFC APP**

Read and write DMX addresses and adjust voltage