Test LFT 1 Louver

24VDC Linear Fixtures - Surface

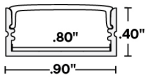

- Wide, low-profile fixture for surface mount applications
- Choose from diffused, polar, frosted, or clear lens options for varying diode visibility and beam angles
- Mounting options include stainless steel or plastic clip
- Features painted end caps to match extrusion finish
- Side, back, and end feed wiring configurations available
- Suitable for installation in the storage area of a clothes closet when specified with LEDs at 4.0 watts or less per foot per NEC regulations
- Can be suitable for exterior use when specified as wet, contact factory for more information

1 PRODUCT	2 WATTS/ FT	3 CCT	4 RATED	5 EFFICIENCY	6 LENS	7 EXTERNAL LOUVER	8 WIRE INPUT/ OUTPUT	9 CONNECTOR / WIRE IN	10 CONNECTOR / WIRE OUT	11 WIRE COLOR	12 WIRE TYPE	13 MOUNTING	14 FINISH	15 LENGTH (IN)	16 EXACT/ OPTIMAL
WE1SW				STD											

Sample Part Number: **WE1SW-5.0-30-DRY-STD-DF-P1-BW-BW-BK-CL2-SST-BK-48"-E**

1 PRODUCT

WE1SW

See following pages for compatible power supplies.

2 WATTS/FT

1.5	1.5W/ft
3.0	3.0W/ft
4.0	4.0W/ft
5.0	5.0W/ft
1.5HE	1.5W/ft HE
3.0HE	3.0W/ft HE
6.0HE	6.0W/ft HE

3.0HE+	3.0W/ft HE+
6.0HE+	6.0W/ft HE+

1.5	1.5W/ft
3.0	3.0W/ft
4.0	4.0W/ft
5.0	5.0W/ft
1.5HE	1.5W/ft HE
3.0HE	3.0W/ft HE
6.0HE	6.0W/ft HE

3 CCT

20	2000K
22	2200K
24	2400K
27	2700K
30	3000K
35	3500K
40	4000K

27	2700K
30	3000K
35	3500K
40	4000K

24	2400K
27	2700K
30	3000K
35	3500K
40	4000K

4 RATED

DRY	IP20
WET	IP67

Can be suitable for exterior use, contact factory for more information

DMP	IP54

5 EFFICIENCY

STD	Standard

6 LENS

DF	Diffused
PR	Polar
FR	Frosted
CL	Clear

For representation of LED visibility, see Diode Visibility section on following pages. For beam angles, see Photometric Performance section on following pages

7 EXTERNAL LOUVER

L1-WH	White Plastic
L1-BK	Black Plastic
N/A	No Louver

Test Note Here

8 WIRE INPUT/OUTPUT

S1	Single 1 (Input only) - End Feed
S2	Single 2 (Input only) - Bottom Feed
S3	Single 3 (Input only) - Left Side Feed
S4	Single 4 (Input only) - Right Side Feed

For continuous mounting, consider bottom or side feed

P1	Pass Through 1 (Input/output) - End Feed
P2	Pass Through 2 (Input/output) - Bottom Feed
P3	Pass Through 3 (Input/output) - Left Side Feed
P4	Pass Through 4 (Input/output) - Right Side Feed

For continuous mounting, consider bottom or side feed

9 CONNECTOR/WIRE IN

BW	Bare Wire (Standard 24")
BRL	Barrel
CON6	Connector 6"
CON24	Connector 24"

Connector/Wire In not needed to specify product. Typical selection is BW.
BW: Standard length is 24", Max length is 120".
Request custom length by writing in part number next to BW (example: BW48)

BW	Bare Wire (Standard 24")
BRL	Barrel
CON6	Connector 6"
CON24	Connector 24"

Connector/Wire In not needed to specify product. Typical selection is BW.
BW: Standard length is 24", Max length is 120".
Request custom length by writing in part number next to BW (example: BW48)

10 CONNECTOR/WIRE OUT

CLS	Closed End (No feed)

BW	Bare Wire (Standard 24")
BRL	Barrel
CON6	Connector 6"
CON24	Connector 24"

Connector/Wire Out not needed to specify product. Typical selection is CLS or BW.
BW: Standard length is 24", Max length is 120".
Request custom length by writing in part number next to BW (example: BW48)

11 WIRE COLOR

WH	White
BK	Black
N/A	For Barrel

wet barrel only available in black

12 WIRE TYPE

CL2	Class 2
CL2P	Plenum Rated
N/A	For Barrel

CL2P only available with bare wire leads (BW)

13 MOUNTING

SST	Stainless Steel
PL	Plastic Clip

14 FINISH

ST	Satin
BK	Black
BZ	Bronze
CU	Custom

15 LENGTH (IN)

Fixture length min 12", max 98.43" not including end caps. Consult factory for lengths under 12".
Max continuous length: 3.0HE+ - 196", 6.0HE+ - 118"

16 EXACT/OPTIMAL

O	Optimal Illumination
E	Exact Specified Length

Exact fixtures are the exact length specified +0 – 1/8".
Optimal fixtures' length is rounded down with illumination end to end.
See Exact/Optimal Fixture Length charts.

5 year warranty | Warranty only valid with QTL power supplies | Field modifications void warranty | Data subject to change, all data has +/- 5% tolerance

© 2025 QTL. All rights reserved | 155 Hill St. Milford, CT 06460 | 203-367-8777 | sales@QTL.lighting | www.QTL.lighting

Test LFT 1 Louver

24VDC Linear Fixtures - Surface

1 PRODUCT - DIMENSIONS

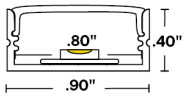

Profile with flat lens

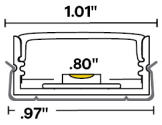

Profile with stainless steel mounting clip

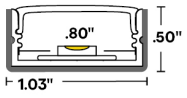

Profile with plastic mounting clip

2 DELIVERED LUMENS

[Calculated L70 = 70000 hrs, L70 = 50000 for HE+]
Tested with WE1SW-**-30-DRY-STD

	1.5 W/FT		1.5HE W/FT		3.0 W/FT		3.0HE W/FT		3.0HE+ W/FT		4.0 W/FT		5.0 W/FT		6.0HE W/FT		6.0HE+ W/FT	
	LM/FT	CRI	LM/FT	CRI	LM/FT	CRI	LM/FT	CRI	LM/FT	CRI	LM/FT	CRI	LM/FT	CRI	LM/FT	CRI	LM/FT	CRI
CL	155	98	202	98	270	98	371	98	528	92	335	98	408	98	703	98	976	92
FR	150	98	202	98	262	98	371	98	512	92	326	98	396	98	702	98	947	92
PR	144	98	191	98	252	98	351	98	493	92	313	98	381	98	665	98	911	92
DF	131	98	172	98	229	98	315	98	448	92	285	98	346	98	597	98	828	92

6 DIODE VISIBILITY

DF - Diffused lens

PR - Polar lens

FR - Frosted lens

CL - Clear lens

PHOTOMETRIC PERFORMANCE

Nominal beam spread shown, beam spread varies based on light engine. For more detailed information, see photometric data.

CL

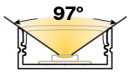

Clear 97°

7 EXTERNAL LOUVER

PLASTIC

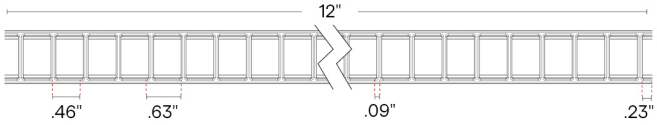

L1-XX

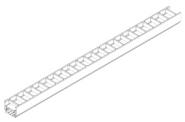

Lumen Multiplier

WH	BK
0.72	0.53

© 2025 QTL. All rights reserved | 155 Hill St. Milford, CT 06460 | 203-367-8777 | sales@QTL.lighting | www.QTL.lighting

Test LFT 1 Louver

24VDC Linear Fixtures - Surface

PLASTIC

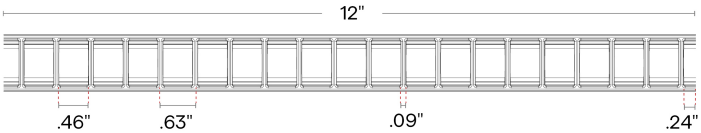

L1-XX

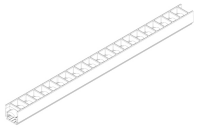

Lumen Multiplier

WH	BK
0.72	0.53

8 WIRE INPUT/OUTPUT

SINGLE (Input only)

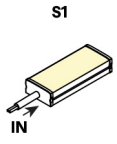

End Feed

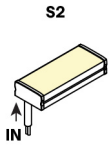

Bottom Feed

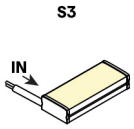

Side Feed - Left

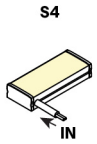

Side Feed - Right

PASS THROUGH (Input/Output)

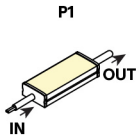

End Feed

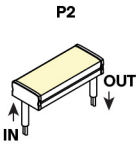

Bottom Feed

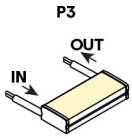

Side Feed - Left

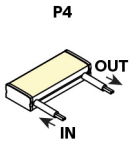

Side Feed - Right

CONFIGURATION OPTIONS

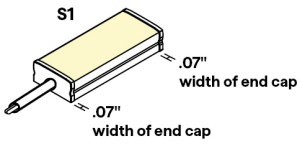

Single End Feed

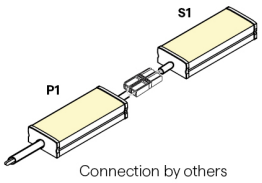

Connection by others

Non-Continuous End Feed

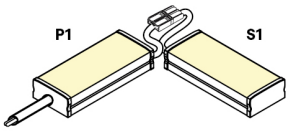

Connection by others

Non-Continuous Corner Feed

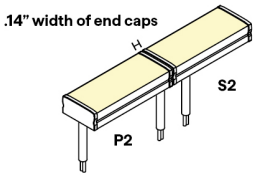

Continuous Bottom Feed

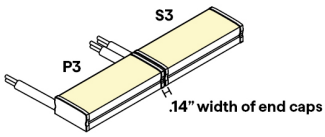

Continuous Side Feed - Left

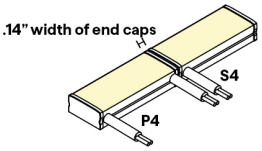

Continuous Side Feed - Right

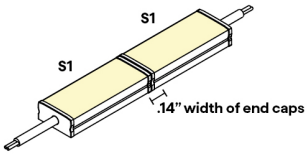

Continuous End to End Feed

© 2025 QTL. All rights reserved | 155 Hill St. Milford, CT 06460 | 203-367-8777 | sales@QTL.lighting | www.QTL.lighting

Test LFT 1 Louver

24VDC Linear Fixtures - Surface

9 / 10 CONNECTOR/WIRE – IN/OUT

Connector/Wire In or Out not needed to specify product. Standard configuration is BW for Wire In and CLS for Wire out

BW

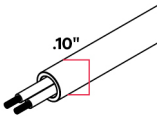

Bare Wire 24"
Stranded 22 AWG

BRL

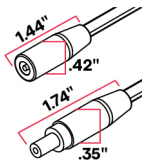

Barrel 6" - DRY/DMP | 22 AWG

BRL

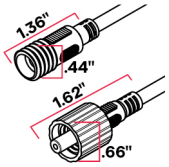

Barrel 6"- WET | 22 AWG

CON6/CON24

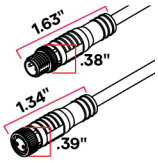

6" or 24" Overall
Wire Connector | 22 AWG
IP67 Rated, UL Listed

11 WIRE COLOR



White

Black

13 MOUNTING

SST

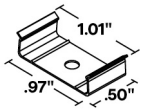

Stainless Steel Clip

2 clips provided for 4' or less; 4 clips provided for greater than 4'

To order separately use SST-09

Each clip comes with a #4 x 5/8" Flat Head SS

PL

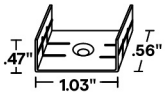

Plastic Clip
Black clip standard with black extrusion

2 clips provided for 4' or less; 4 clips provided for greater than 4'

To order separately use PLC-03

Each clip comes with a #4 x 5/8" Flat Head SS

14 FINISH

Satin

Black

Bronze

Custom color available

16 EXACT/OPTIMAL FIXTURE LENGTH

Exact fixtures are the exact length specified. Optimal fixtures' length is rounded down based on LED cut points to allow the fixture to be illuminated end to end. For runs with multiple fixtures that need to fill a specific length, it's recommended to order all optimal fixtures with an exact fixture at the end of the run.

Optimal Fixtures



Exact Fixtures

© 2025 QTL. All rights reserved | 155 Hill St. Milford, CT 06460 | 203-367-8777 | sales@QTL.lighting | www.QTL.lighting

Test LFT 1 Louver

24VDC Linear Fixtures - Surface

SW DRY, DMP LENGTHS BY INCH

Available in any length in between 12" and 98.43", chart below shows example lengths. Exact fixtures are the length specified. Optimal fixtures' length is rounded down with illumination end to end. All fixtures' tolerance is +0 – 1/8". Consult factory for lengths under 12".

EXACT LENGTH

Requested Length	Potential dim spot on either end of fixture
12"	.5"
13"	.5"
14"	.5"
15"	.5"
16"	.5"
17"	.5"
18"	.5"
19"	.5"
20"	.5"
21"	.5"
22"	.5"
23"	.5"
24"	.5"
36"	.5"
48"	.5"
60"	.5"
72"	.5"
84"	.5"
96"	.5"

OPTIMAL LENGTH

Requested Nominal Length	S1 & S2		P1 & P2		S3 & S4		P3 & P4	
	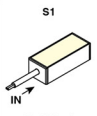 End Feed	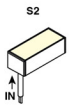 Bottom Feed	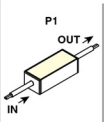 End Feed	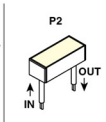 Bottom Feed	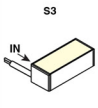 Side Feed - Left	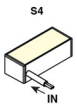 Side Feed - Right	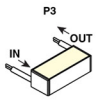 Side Feed - Left	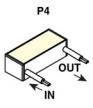 Side Feed - Right
12"	11.5"		11.75"		11.375"		11.375"	
13"	12.5"		12.75"		12.375"		12.375"	
14"	13.5"		13.75"		13.375"		13.375"	
15"	14.5"		14.75"		14.375"		14.375"	
16"	15.5"		15.75"		15.375"		15.375"	
17"	16.5"		16.75"		16.375"		16.375"	
18"	17.5"		17.75"		17.375"		17.375"	
19"	18.5"		18.75"		18.375"		18.375"	
20"	19.5"		19.75"		19.375"		19.375"	
21"	20.5"		20.75"		20.375"		20.375"	
22"	21.5"		21.75"		21.375"		21.375"	
23"	22.5"		22.75"		22.375"		22.375"	
24"	23.5"		23.75"		23.375"		23.375"	
36"	35.5"		35.75"		35.375"		35.375"	
48"	47.5"		47.75"		47.375"		47.375"	
60"	59.5"		59.75"		59.375"		59.375"	
72"	71.5"		71.75"		71.375"		71.375"	
84"	83.5"		83.75"		83.375"		83.375"	
96"	95.5"		95.75"		95.375"		95.375"	

SW WET LENGTHS BY INCH

Available in any length in between 12" and 98.43", chart below shows example lengths. Exact fixtures are the length specified. Optimal fixtures' length is rounded down with illumination end to end. All fixtures' tolerance is +0 – 1/8". Consult factory for lengths under 12".

EXACT LENGTH

Requested Length	Potential dim spot on either end of fixture
12"	.5"
13"	.5"
14"	.5"
15"	.5"
16"	.5"
17"	.5"
18"	.5"
19"	.5"
20"	.5"
21"	.5"
22"	.5"
23"	.5"
24"	.5"
36"	.5"
48"	.5"
60"	.5"
72"	.5"
84"	.5"
96"	.5"

OPTIMAL LENGTH

Requested Nominal Length	S1 & S2		P1 & P2		S3 & S4		P3 & P4	
	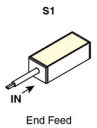 End Feed	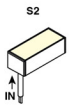 Bottom Feed	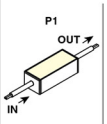 End Feed	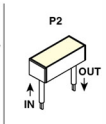 Bottom Feed	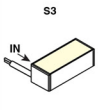 Side Feed - Left	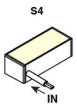 Side Feed - Right	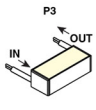 Side Feed - Left	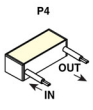 Side Feed - Right
12"	11.625"		11.75"		11.5"		11.375"	
13"	12.625"		12.75"		12.5"		12.375"	
14"	13.625"		13.75"		13.5"		13.375"	
15"	14.625"		14.75"		14.5"		14.375"	
16"	15.625"		15.75"		15.5"		15.375"	
17"	16.625"		16.75"		16.5"		16.375"	
18"	17.625"		17.75"		17.5"		17.375"	
19"	18.625"		18.75"		18.5"		18.375"	
20"	19.625"		19.75"		19.5"		19.375"	
21"	20.625"		20.75"		20.5"		20.375"	
22"	21.625"		21.75"		21.5"		21.375"	
23"	22.625"		22.75"		22.5"		22.375"	
24"	23.625"		23.75"		23.5"		23.375"	
36"	35.625"		35.75"		35.5"		35.375"	
48"	47.625"		47.75"		47.5"		47.375"	
60"	59.625"		59.75"		59.5"		59.375"	
72"	71.625"		71.75"		71.5"		71.375"	
84"	83.625"		83.75"		83.5"		83.375"	
96"	95.625"		95.75"		95.5"		95.375"	

© 2025 QTL. All rights reserved | 155 Hill St. Milford, CT 06460 | 203-367-8777 | sales@QTL.lighting | www.QTL.lighting

Test LFT 1 Louver

24VDC Linear Fixtures - Surface

SW-HE, SW-HE+ DRY, DMP LENGTHS BY INCH

Available in any length in between 12" and 98.43", chart below shows example lengths. Exact fixtures are the length specified. Optimal fixtures' length is rounded down with illumination end to end. All fixtures' tolerance is +0 – 1/8". Consult factory for lengths under 12".

EXACT LENGTH

Requested Length	Potential dim spot on either end of fixture
12"	1"
13"	0.5"
14"	1"
15"	0.5"
16"	1"
17"	0.5"
18"	1"
19"	0.5"
20"	1"
21"	0.5"
22"	1"
23"	0.5"
24"	1"
36"	1"
48"	1"
60"	1"
72"	1"
84"	1"
96"	1"

OPTIMAL LENGTH: highlighted rows are closest to requested nominal length

Requested Nominal Length	S1 & S2		P1 & P2		S3 & S4		P3 & P4	
	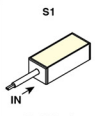 End Feed	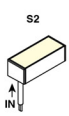 Bottom Feed	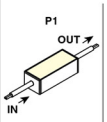 End Feed	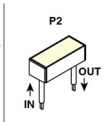 Bottom Feed	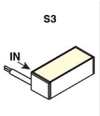 Side Feed - Left	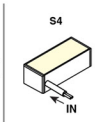 Side Feed - Right	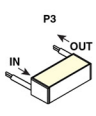 Side Feed - Left	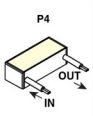 Side Feed - Right
12"	10.5"		10.75"		10.375"		10.375"	
13"	12.5"		12.75"		12.375"		12.375"	
14"	12.5"		12.75"		12.375"		12.375"	
15"	14.5"		14.75"		14.375"		14.375"	
16"	14.5"		14.75"		14.375"		14.375"	
17"	16.5"		16.75"		16.375"		16.375"	
18"	16.5"		16.75"		16.375"		16.375"	
19"	18.5"		18.75"		18.375"		18.375"	
20"	18.5"		18.75"		18.375"		18.375"	
21"	20.5"		20.75"		20.375"		20.375"	
22"	20.5"		20.75"		20.375"		20.375"	
23"	22.5"		22.75"		22.375"		22.375"	
24"	22.5"		22.75"		22.375"		22.375"	
36"	34.5"		34.75"		34.375"		34.375"	
48"	46.5"		46.75"		46.375"		46.375"	
60"	58.5"		58.75"		58.375"		58.375"	
72"	70.5"		70.75"		70.375"		70.375"	
84"	82.5"		82.75"		82.375"		82.375"	
96"	94.5"		94.75"		94.375"		94.375"	

SW-HE, SW-HE+ WET LENGTHS BY INCH

Available in any length in between 12" and 98.43", chart below shows example lengths. Exact fixtures are the length specified. Optimal fixtures' length is rounded down with illumination end to end. All fixtures' tolerance is +0 – 1/8". Consult factory for lengths under 12".

EXACT LENGTH

Requested Length	Potential dim spot on either end of fixture
12"	1"
13"	0.5"
14"	1"
15"	0.5"
16"	1"
17"	0.5"
18"	1"
19"	0.5"
20"	1"
21"	0.5"
22"	1"
23"	0.5"
24"	1"
36"	1"
48"	1"
60"	1"
72"	1"
84"	1"
96"	1"

OPTIMAL LENGTH: highlighted rows are closest to requested nominal length

Requested Nominal Length	S1 & S2		P1 & P2		S3 & S4		P3 & P4	
	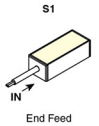 End Feed	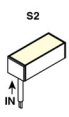 Bottom Feed	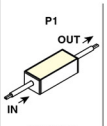 End Feed	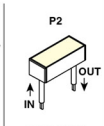 Bottom Feed	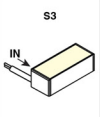 Side Feed - Left	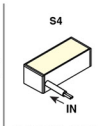 Side Feed - Right	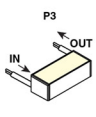 Side Feed - Left	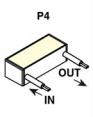 Side Feed - Right
12"	10.625"		10.875"		10.625"		10.625"	
13"	12.625"		12.875"		12.625"		12.625"	
14"	12.625"		12.875"		12.625"		12.625"	
15"	14.625"		14.875"		14.625"		14.625"	
16"	14.625"		14.875"		14.625"		14.625"	
17"	16.625"		16.875"		16.625"		16.625"	
18"	16.625"		16.875"		16.625"		16.625"	
19"	18.625"		18.875"		18.625"		18.625"	
20"	18.625"		18.875"		18.625"		18.625"	
21"	20.625"		20.875"		20.625"		20.625"	
22"	20.625"		20.875"		20.625"		20.625"	
23"	22.625"		22.875"		22.625"		22.625"	
24"	22.625"		22.875"		22.625"		22.625"	
36"	34.625"		34.875"		34.625"		34.625"	
48"	46.625"		46.875"		46.625"		46.625"	
60"	58.625"		58.875"		58.625"		58.625"	
72"	70.625"		70.875"		70.625"		70.625"	
84"	82.625"		82.875"		82.625"		82.625"	
96"	94.625"		94.875"		94.625"		94.625"	

© 2025 QTL. All rights reserved | 155 Hill St. Milford, CT 06460 | 203-367-8777 | sales@QTL.lighting | www.QTL.lighting

Test LFT 1 Louver

24VDC Linear Fixtures - Surface

COMPATIBLE POWER SUPPLIES

See power supplies cut sheets for more information. Data subject to change, all data has +/- 5% tolerance.

DIM TO LEVEL	INDOOR		OUTDOOR	
	SW24/1.5-4.0	SW24/5.0, SW-HE, SW-HE+	SW24/1.5-4.0	SW24/5.0, SW-HE, SW-HE+
Dim to Black	Q6M-DC+CAP QTM-DC+CAP iQ-PH iQ-PH+QD1	Q6M-DC+CAP QTM-DC+CAP iQ-PH iQ-PH+QD1	QOM-DC+CAP QOM-PH	QOM-DC+CAP QOM-PH
0.1%	QT-CAB-QZ-PH/0-10V QT-CAB-eLED+0-10V QT-CAB-eLED+0-10V-AWN QTM-eLED+0-10V QTM-eLED+0-10V-AWN QZ-BOWTIE+DIMMER QZ-DMX QZ-PH/0-10V QZ-STICK-PH/0-10V QZLP	QT-CAB-QZ-PH/0-10V QT-CAB-eLED+0-10V QT-CAB-eLED+0-10V-AWN QTM-eLED+0-10V QTM-eLED+0-10V-AWN QZ-BOWTIE+DIMMER QZ-DMX QZ-PH/0-10V QZ-STICK-PH/0-10V QZLP	Q-SET-QZ-DMX Q-SET-QZ-PH/0-10V Q-SET-eLED+0-10V QOM-eLED+0-10V QZ-DMX QZ-PH/0-10V	Q-SET-QZ-DMX Q-SET-QZ-PH/0-10V Q-SET-eLED+0-10V QOM-eLED+0-10V QZ-DMX QZ-PH/0-10V
1%	QT-CAB-eLED+DALI-DT6 QT-CAB-eLED+DALI-DT6-AWN QTM-eLED(E) QTM-eLED+DALI-DT6 QTM-eLED+DALI-DT6-AWN QZ-DALI-DT6	QT-CAB-eLED+DALI-DT6 QT-CAB-eLED+DALI-DT6-AWN QTM-eLED(E) QTM-eLED+DALI-DT6 QTM-eLED+DALI-DT6-AWN QZ-DALI-DT6	Q-SET+QZ-DALI-DT6 QOM-eLED+DALI-DT6 QOM-eLED+PS-DALI-DT6	Q-SET+QZ-DALI-DT6 QOM-eLED+DALI-DT6 QOM-eLED+PS-DALI-DT6
10%	Non-Dim Power Supply with SW App Dongle	Non-Dim Power Supply with SW App Dongle	Q-HEX-mini-DC Q-SET-mLED	

© 2025 QTL. All rights reserved | 155 Hill St. Milford, CT 06460 | 203-367-8777 | sales@QTL.lighting | www.QTL.lighting

Test LFT 1 Louver

24VDC Linear Fixtures - Surface

DIMMING PROTOCOL	INDOOR		OUTDOOR	
	SW24/1.5-4.0	SW24/5.0, SW-HE, SW-HE+	SW24/1.5-4.0	SW24/5.0, SW-HE, SW-HE+
Non-Dim	QT-CAB-eLED-ND QTM-eLED-ND QZ-ND	QT-CAB-eLED-ND QTM-eLED-ND QZ-ND	Q-SET-QZ-ND Q-SET-eLED-ND QOM-eLED-ND QZ-ND iQ-ND-50-65	Q-SET-QZ-ND Q-SET-eLED-ND QOM-eLED-ND QZ-ND iQ-ND-50-65
Phase	Q6M-DC+CAP QT-CAB-QZ-PH/0-10V QTM-DC+CAP QTM-eLED(E) QZ-BOWTIE+DIMMER QZ-PH/0-10V QZ-STICK-PH/0-10V QZLP iQ-PH iQ-PH+QD1	Q6M-DC+CAP QT-CAB-QZ-PH/0-10V QTM-DC+CAP QTM-eLED(E) QZ-BOWTIE+DIMMER QZ-PH/0-10V QZ-STICK-PH/0-10V QZLP iQ-PH iQ-PH+QD1	Q-HEX-mini-DC Q-SET-QZ-PH/0-10V Q-SET-mLED QOM-DC+CAP QOM-PH QZ-PH/0-10V	Q-SET-QZ-PH/0-10V QOM-DC+CAP QOM-PH QZ-PH/0-10V
0-10V	QT-CAB-QZ-PH/0-10V QT-CAB-eLED+0-10V QT-CAB-eLED+0-10V-AWN QTM-eLED+0-10V QTM-eLED+0-10V-AWN QZ-PH/0-10V QZ-STICK-PH/0-10V QZLP	QT-CAB-QZ-PH/0-10V QT-CAB-eLED+0-10V QT-CAB-eLED+0-10V-AWN QTM-eLED+0-10V QTM-eLED+0-10V-AWN QZ-PH/0-10V QZ-STICK-PH/0-10V QZLP	Q-SET-QZ-PH/0-10V Q-SET-eLED+0-10V QOM-eLED+0-10V QZ-PH/0-10V	Q-SET-QZ-PH/0-10V Q-SET-eLED+0-10V QOM-eLED+0-10V QZ-PH/0-10V
Lutron Athena	QT-CAB-eLED+0-10V-AWN QT-CAB-eLED+DALI-DT6-AWN QTM-eLED+0-10V-AWN QTM-eLED+DALI-DT6-AWN	QT-CAB-eLED+0-10V-AWN QT-CAB-eLED+DALI-DT6-AWN QTM-eLED+0-10V-AWN QTM-eLED+DALI-DT6-AWN		
ECO System	QTM-eLED(E)	QTM-eLED(E)		
DMX	QZ-DMX	QZ-DMX	Q-SET-QZ-DMX QZ-DMX	Q-SET-QZ-DMX QZ-DMX
DALI-2: DT6	QT-CAB-eLED+DALI-DT6 QT-CAB-eLED+DALI-DT6-AWN QTM-eLED+DALI-DT6 QTM-eLED+DALI-DT6-AWN QZ-DALI-DT6	QT-CAB-eLED+DALI-DT6 QT-CAB-eLED+DALI-DT6-AWN QTM-eLED+DALI-DT6 QTM-eLED+DALI-DT6-AWN QZ-DALI-DT6	Q-SET+QZ-DALI-DT6 QOM-eLED+DALI-DT6	Q-SET+QZ-DALI-DT6 QOM-eLED+DALI-DT6
SCENE App Dimmed	Non-Dim Power Supply with SW App Dongle	Non-Dim Power Supply with SW App Dongle		

COMPATIBLE MOUNTING ACCESSORIES

HINGE - HMB-M

Adjustable mounting bracket - Medium

HINGE - HMB-L



Adjustable mounting bracket - Large

HINGE - HMB-XL

Adjustable mounting bracket - XLarge

Q-PIVOT

Small mounting accessory

Q-ANGLE

Adjustable mounting accessory

QUOVA-STANDARD



QUOVA Knife Edge

COMPATIBLE WIRING ACCESSORIES

Q-mini-J

UL Listed, miniature junction box, DRY/DMP (WET rated with silicone)

Q-mini-J5



UL Listed, miniature junction box, DRY/DMP (WET rated with silicone)

BARREL-EXT

8ft barrel cable extender DRY ONLY

BARREL FOUR-FER

Splits lead from one to four LED Barrel connector fixtures, DRY/DMP

CON120-EXT

10ft Con cable extender DRY/DMP/WET

CON FOUR-FER

Splits lead from one to four LED Con connectors DRY/DMP/WET

CON M - BARREL F

Male con to barrel cable adaptor DRY/DMP

© 2025 QTL. All rights reserved | 155 Hill St. Milford, CT 06460 | 203-367-8777 | sales@QTL.lighting | www.QTL.lighting

COMPATIBLE CONTROL ACCESSORIES

SCENE APP DONGLE

Wi-Fi or Bluetooth Connectivity

© 2025 QTL. All rights reserved | 155 Hill St. Milford, CT 06460 | 203-367-8777 | sales@QTL.lighting | www.QTL.lighting