# ESSENTIALS WIDE-FLAT (01) RGBW

24VDC Linear Fixtures - Surface



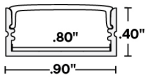


- Wide, low-profile fixture for surface mount applications
- Choose from diffused, polar, frosted, or clear lens options for varying diode visibility and beam angles
- Mounting options include stainless steel or plastic clip
- Features painted end caps to match extrusion finish
- Side, back, and end feed wiring configurations available
- Can be suitable for exterior use when specified as wet, contact factory for more information
- Red, Green, and Blue LED paired with a specifiable white LED allow for color changing applications

| 1 PRODUCT | 2 WATTS/ FT | 3 CCT | 4 RATED | 5 EFFICIENCY | 6 LENS | 7 WIRE INPUT/ OUTPUT | 8 CONNECTOR/ WIRE IN | 9 CONNECTOR/ WIRE OUT | 10 WIRE COLOR | 11 WIRE TYPE | 12 MOUNTING | 13 FINISH | 14 LENGTH (IN) | 15 EXACT/ OPTIMAL |
|---|---|---|---|---|---|---|---|---|---|---|---|---|---|---|
| WE1RGBW | | | | STD | | | | | | | | | | |

Sample Part Number: **WE1RGBW-6.0-30-DRY-STD-DF-P1-BW-BW-BK-CL2-SST-BK-48"-E**

## 1 PRODUCT

**WE1RGBW**

See following pages for compatible power supplies.

## 2 WATTS/FT

**6.0** 6.0W/ft

**4.0HE** 4.0W/ft HE

## 3 CCT

**27** RGBW-2700K
**30** RGBW-3000K

**27** RGBW-2700K
**30** RGBW-3000K
**35** RGBW-3500K
**40** RGBW-4000K

## 4 RATED

**DRY** IP20
**DMP** IP54
**WET** IP67

Can be suitable for exterior use, contact factory for more information

## 5 EFFICIENCY

**STD** Standard

## 6 LENS

**DF** Diffused
**PR** Polar
**FR** Frosted
**CL** Clear

Clear Lens is not available for RGBW-HE. For representation of LED visibility, see Diode Visibility section on following pages. For beam angles, see Photometric Performance section on following pages

## 7 WIRE INPUT/OUTPUT

**S1** Single 1 (Input only) - End Feed
**S2** Single 2 (Input only) - Bottom Feed
**S3** Single 3 (Input only) - Left Side Feed
**S4** Single 4 (Input only) - Right Side Feed

**P1** Pass Through 1 (Input/output) - End Feed
**P2** Pass Through 2 (Input/output) - Bottom Feed
**P3** Pass Through 3 (Input/output) - Left Side Feed
**P4** Pass Through 4 (Input/output) - Right Side Feed

For continuous mounting, consider bottom or side feed

## 8 CONNECTOR/WIRE IN

**BW** Bare Wire (Standard 24")
**CON6** Connector 6"
**CON24** Connector 24"

**BW** Bare Wire (Standard 24")
**CON6** Connector 6"
**CON24** Connector 24"

BW: Standard length is 24", Max length is 120". Request custom length by writing in part number next to BW (example: BW48)

## 9 CONNECTOR/WIRE OUT

**CLS** Closed End (No feed)

**BW** Bare Wire (Standard 24")
**CON6** Connector 6"
**CON24** Connector 24"

BW: Standard length is 24", Max length is 120". Request custom length by writing in part number next to BW (example: BW48)

## 10 WIRE COLOR

**WH** White
**BK** Black

## 11 WIRE TYPE

**CL2** Class 2
**CL2P** Plenum Rated

CL2P only available with bare wire leads (BW)

## 12 MOUNTING

**SST** Stainless Steel
**PL** Plastic Clip

## 13 FINISH

**ST** Satin
**BK** Black
**BZ** Bronze
**CU** Custom

Custom finishes require a longer lead time, consult factory

## 14 LENGTH (IN)

Minimum length is 12", maximum length is 98" not including end caps. Contact us for lengths under 12".

## 15 EXACT/OPTIMAL

**O** Optimal Illumination
**E** Exact Specified Length

Exact fixtures match the exact length you specify, but they may have dim spots at the ends. Optimal fixtures are slightly shorter than the length specified, but provide full illumination from end to end. See Exact/Optimal Fixture Length charts.

© 2026 QTL. All rights reserved | 155 Hill St. Milford, CT 06460 | 203-367-8777 | sales@QTL.lighting | www.QTL.lighting



5 year warranty | Warranty only valid with QTL power supplies | Field modifications void warranty | Data subject to change, all data has +/- 5% tolerance

# ESSENTIALS WIDE-FLAT (01) RGBW

24VDC Linear Fixtures - Surface

## 1 PRODUCT - DIMENSIONS

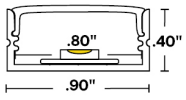


Profile with flat lens

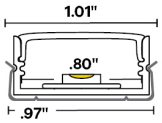


Profile with stainless steel mounting clip

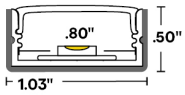


Profile with plastic mounting clip

## 2 DELIVERED LUMENS

[Calculated L70 = 70000 hrs]
Tested with WE1RGBW-**-30-DRY-STD

| | 6.0 W/FT | | | | | | | | 4.0HE W/FT | | | | | | | |
|---|---|---|---|---|---|---|---|---|---|---|---|---|---|---|---|---|
| | Red | | Green | | Blue | | 3000K | | Red | | Green | | Blue | | 3000K | |
| | LM/FT | WAVELENGTH | LM/FT | WAVELENGTH | LM/FT | WAVELENGTH | LM/FT | CRI | LM/FT | WAVELENGTH | LM/FT | WAVELENGTH | LM/FT | WAVELENGTH | LM/FT | CRI |
| CL | 41 | 631 | 111 | 513 | 33 | 464 | 141 | 93 | 36 | 629 | 138 | 516 | 30 | 465 | 85 | 97 |
| FR | 40 | 631 | 107 | 513 | 32 | 464 | 137 | 93 | 35 | 629 | 134 | 516 | 29 | 465 | 82 | 97 |
| PR | 39 | 631 | 103 | 513 | 31 | 464 | 132 | 93 | 34 | 629 | 129 | 516 | 28 | 465 | 79 | 97 |
| DF | 35 | 631 | 94 | 513 | 28 | 464 | 120 | 93 | 31 | 629 | 117 | 516 | 25 | 465 | 72 | 97 |

## 6 DIODE VISIBILITY




## PHOTOMETRIC PERFORMANCE

Nominal beam spread shown, beam spread varies based on light engine. For more detailed information, see photometric data.

**CL**

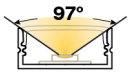


Clear 97°

© 2026 QTL. All rights reserved | 155 Hill St. Milford, CT 06460 | 203-367-8777 | sales@QTL.lighting | www.QTL.lighting

# ESSENTIALS WIDE-FLAT (01) RGBW

24VDC Linear Fixtures - Surface

## 7 WIRE INPUT/OUTPUT

SINGLE (Input only)

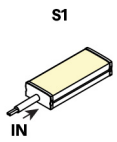


End Feed

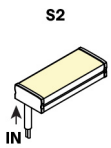


Bottom Feed

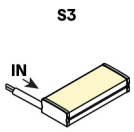


Side Feed - Left

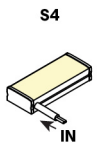


Side Feed - Right

PASS THROUGH (Input/Output)

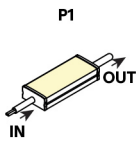


End Feed

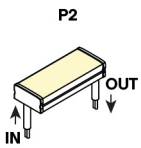


Bottom Feed

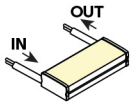


Side Feed - Left

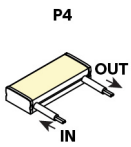


Side Feed - Right

## CONFIGURATION OPTIONS

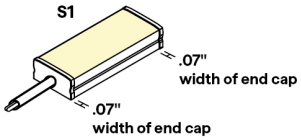


Single End Feed

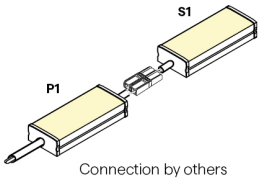


Connection by others

Non-Continuous End Feed

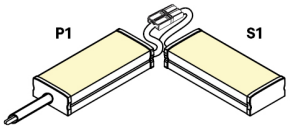


Connection by others

Non-Continuous Corner Feed

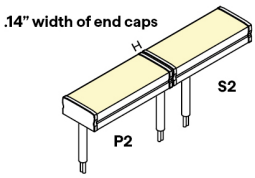


Continuous Bottom Feed

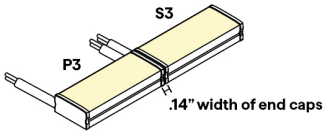


Continuous Side Feed - Left

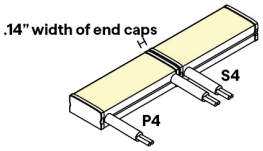


Continuous Side Feed - Right

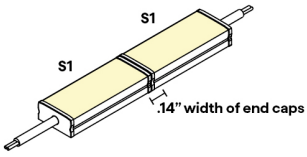


Continuous End to End Feed

## 8/9 CONNECTOR/WIRE – IN/OUT

Connector/Wire In or Out not needed to specify product. Standard configuration is BW for Wire In and CLS for Wire out

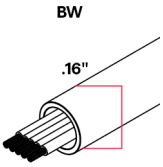


Bare Wire 24"
22 AWG

6" or 24" Overall
Wire Connector | 24 AWG
IP67 Rated, UL Listed

## 10 WIRE COLOR



White

Black

© 2026 QTL. All rights reserved | 155 Hill St. Milford, CT 06460 | 203-367-8777 | sales@QTL.lighting | www.QTL.lighting

# ESSENTIALS WIDE-FLAT (01) RGBW

24VDC Linear Fixtures - Surface

## 12 MOUNTING

**SST**

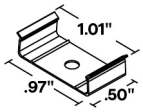


Stainless Steel Clip

2 clips provided for 4' or less; 4 clips provided for greater than 4'

To order separately use SST-09

Each clip comes with a #4 x 5/8" Flat Head SS

**PL**

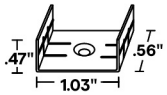


Plastic Clip

Black clip standard with black extrusion

2 clips provided for 4' or less; 4 clips provided for greater than 4'

To order separately use PLC-03

Each clip comes with a #4 x 5/8" Flat Head SS

## 13 FINISH

Satin

Black

Bronze

Custom finishes require a longer lead time, consult factory

## 14 EXACT/OPTIMAL FIXTURE LENGTH

E/O Length Calculator →

E/O Explained →

Exact fixtures are the exact length specified. Optimal fixtures' length is rounded down based on LED cut points to allow the fixture to be illuminated end to end. For runs with multiple fixtures that need to fill a specific length, it's recommended to order all optimal fixtures with an exact fixture at the end of the run.

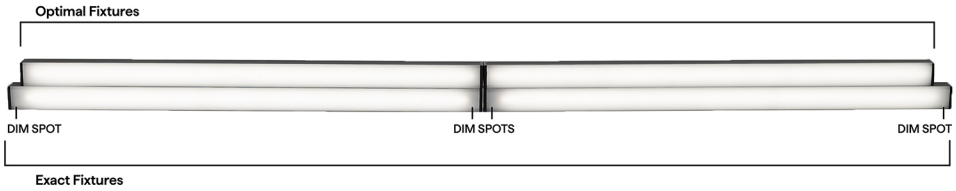


## RGBW-HE DRY DMP LENGTHS BY INCH

### EXACT LENGTH

| Requested Length | Potential dim spot on either end of a S1 fixture |
|---|---|
| | 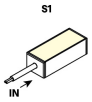  End Feed |
| 12" | 1" |
| 13" | 0.5" |
| 14" | 1" |
| 15" | 0.5" |
| 16" | 1" |
| 17" | 0.5" |
| 18" | 1" |
| 19" | 0.5" |
| 20" | 1" |
| 21" | 0.5" |
| 22" | 1" |
| 23" | 0.5" |
| 24" | 1" |
| 36" | 1" |
| 48" | 1" |
| 60" | 1" |
| 72" | 1" |
| 84" | 1" |
| 96" | 1" |

### OPTIMAL LENGTH

| Requested Nominal Length | S1 & S2 | | P1 & P2 | | S3 & S4 | | P3 & P4 | |
|---|---|---|---|---|---|---|---|---|
| | 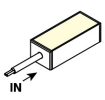  End Feed | Bottom Feed | 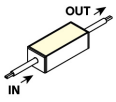  End Feed | Bottom Feed | 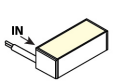  Side Feed - Left | Side Feed - Right | 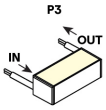  Side Feed - Left | 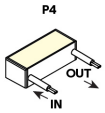  Side Feed - Right |
| 12" | 10.51" | | 10.86" | | 10.41" | | 10.51" | |
| 13" | 12.51" | | 12.86" | | 12.41" | | 12.51" | |
| 14" | 12.51" | | 12.86" | | 12.41" | | 12.51" | |
| 15" | 14.51" | | 14.86" | | 14.41" | | 14.51" | |
| 16" | 14.51" | | 14.86" | | 14.41" | | 14.51" | |
| 17" | 16.51" | | 16.86" | | 16.41" | | 16.51" | |
| 18" | 16.51" | | 16.86" | | 16.41" | | 16.51" | |
| 19" | 18.51" | | 18.86" | | 18.41" | | 18.51" | |
| 20" | 18.51" | | 18.86" | | 18.41" | | 18.51" | |
| 21" | 20.51" | | 20.86" | | 20.41" | | 20.51" | |
| 22" | 20.51" | | 20.86" | | 20.41" | | 20.51" | |
| 23" | 22.51" | | 22.86" | | 22.41" | | 22.51" | |
| 24" | 22.51" | | 22.86" | | 22.41" | | 22.51" | |
| 36" | 34.51" | | 34.86" | | 34.41" | | 34.51" | |
| 48" | 46.51" | | 46.86" | | 46.41" | | 46.51" | |
| 60" | 58.51" | | 58.86" | | 58.41" | | 58.51" | |
| 72" | 70.51" | | 70.86" | | 70.41" | | 70.51" | |
| 84" | 82.51" | | 82.86" | | 82.41" | | 82.51" | |
| 96" | 94.51" | | 94.86" | | 94.41" | | 94.51" | |

© 2026 QTL. All rights reserved | 155 Hill St. Milford, CT 06460 | 203-367-8777 | sales@QTL.lighting | www.QTL.lighting

# ESSENTIALS WIDE-FLAT (01) RGBW

24VDC Linear Fixtures - Surface

## RGBW-HE WET LENGTHS BY INCH

### EXACT LENGTH

| Requested Length | Potential dim spot on either end of a S1 fixture 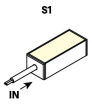  End Feed |
|---|---|
| 12" | 1" |
| 13" | 0.5" |
| 14" | 1" |
| 15" | 0.5" |
| 16" | 1" |
| 17" | 0.5" |
| 18" | 1" |
| 19" | 0.5" |
| 20" | 1" |
| 21" | 0.5" |
| 22" | 1" |
| 23" | 0.5" |
| 24" | 1" |
| 36" | 1" |
| 48" | 1" |
| 60" | 1" |
| 72" | 1" |
| 84" | 1" |
| 96" | 1" |

### OPTIMAL LENGTH

| Requested Nominal Length | S1 & S2 | | P1 & P2 | | S3 & S4 | | P3 & P4 | |
|---|---|---|---|---|---|---|---|---|
| | 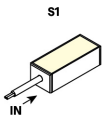  End Feed | 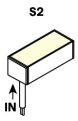  Bottom Feed | 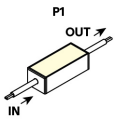  End Feed | 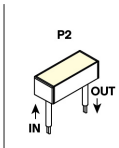  Bottom Feed | 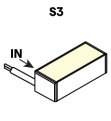  Side Feed - Left | 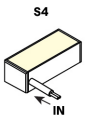  Side Feed - Right | 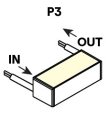  Side Feed - Left | 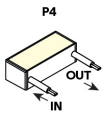  Side Feed - Right |
| 12" | 10.66" | | 11.06" | | 10.56" | | 10.76" | |
| 13" | 12.66" | | 11.06" | | 12.56" | | 12.76" | |
| 14" | 12.66" | | 13.06" | | 12.56" | | 12.76" | |
| 15" | 14.66" | | 13.06" | | 14.56" | | 14.76" | |
| 16" | 14.66" | | 15.06" | | 14.56" | | 14.76" | |
| 17" | 16.66" | | 15.06" | | 16.56" | | 16.76" | |
| 18" | 16.66" | | 17.06" | | 16.56" | | 16.76" | |
| 19" | 18.66" | | 17.06" | | 18.56" | | 18.76" | |
| 20" | 18.66" | | 19.06" | | 18.56" | | 18.76" | |
| 21" | 20.66" | | 19.06" | | 20.56" | | 20.76" | |
| 22" | 20.66" | | 21.06" | | 20.56" | | 20.76" | |
| 23" | 22.66" | | 21.06" | | 22.56" | | 22.76" | |
| 24" | 22.66" | | 23.06" | | 22.56" | | 22.76" | |
| 36" | 34.66" | | 35.06" | | 34.56" | | 34.76" | |
| 48" | 46.66" | | 47.06" | | 46.56" | | 46.76" | |
| 60" | 58.66" | | 59.06" | | 58.56" | | 58.76" | |
| 72" | 70.66" | | 71.06" | | 70.56" | | 70.76" | |
| 84" | 82.66" | | 83.06" | | 82.56" | | 82.76" | |
| 96" | 94.66" | | 95.06" | | 94.56" | | 94.76" | |

## RGBW DRY DMP LENGTHS BY INCH

### EXACT LENGTH

| Requested Length | Potential dim spot on either end of a S1 fixture 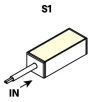  End Feed |
|---|---|
| 12" | 2" |
| 13" | 0.5" |
| 14" | 1" |
| 15" | 1.5" |
| 16" | 2" |
| 17" | 0.5" |
| 18" | 1" |
| 19" | 1.5" |
| 20" | 2" |
| 21" | 0.5" |
| 22" | 1" |
| 23" | 1.5" |
| 24" | 2" |
| 36" | 2" |
| 48" | 2" |
| 60" | 2" |
| 72" | 2" |
| 84" | 2" |
| 96" | 2" |

### OPTIMAL LENGTH

| Requested Nominal Length | S1 & S2 | | P1 & P2 | | S3 & S4 | | P3 & P4 | |
|---|---|---|---|---|---|---|---|---|
| | 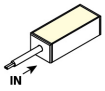  End Feed | Bottom Feed | 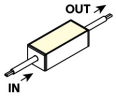  End Feed | 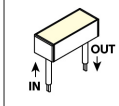  Bottom Feed | 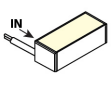  Side Feed - Left | Side Feed - Right | 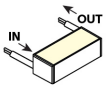  Side Feed - Left | 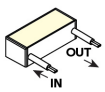  Side Feed - Right |
| 12" | 8.51" | | 8.86" | | 8.41" | | 8.51" | |
| 13" | 12.51" | | 12.86" | | 12.41" | | 12.51" | |
| 14" | 12.51" | | 12.86" | | 12.41" | | 12.51" | |
| 15" | 12.51" | | 12.86" | | 12.41" | | 12.51" | |
| 16" | 12.51" | | 12.86" | | 12.41" | | 12.51" | |
| 17" | 16.51" | | 16.86" | | 16.41" | | 16.51" | |
| 18" | 16.51" | | 16.86" | | 16.41" | | 16.51" | |
| 19" | 16.51" | | 16.86" | | 16.41" | | 16.51" | |
| 20" | 16.51" | | 16.86" | | 16.41" | | 16.51" | |
| 21" | 20.51" | | 20.86" | | 20.41" | | 20.51" | |
| 22" | 20.51" | | 20.86" | | 20.41" | | 20.51" | |
| 23" | 20.51" | | 20.86" | | 20.41" | | 20.51" | |
| 24" | 20.51" | | 20.86" | | 20.41" | | 20.51" | |
| 36" | 32.51" | | 32.86" | | 32.41" | | 32.51" | |
| 48" | 44.51" | | 44.86" | | 44.41" | | 44.51" | |
| 60" | 56.51" | | 56.86" | | 56.41" | | 56.51" | |
| 72" | 68.51" | | 68.86" | | 68.41" | | 68.51" | |
| 84" | 80.51" | | 80.86" | | 80.41" | | 80.51" | |
| 96" | 92.51" | | 92.86" | | 92.41" | | 92.51" | |

© 2026 QTL. All rights reserved | 155 Hill St. Milford, CT 06460 | 203-367-8777 | sales@QTL.lighting | www.QTL.lighting

# ESSENTIALS WIDE-FLAT (01) RGBW

24VDC Linear Fixtures - Surface

## RGBW WET LENGTHS BY INCH

### EXACT LENGTH

| Requested Length | Potential dim spot on either end of a S1 fixture |
|---|---|
| | 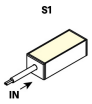  End Feed |
| 12" | 2" |
| 13" | 0.5" |
| 14" | 1" |
| 15" | 1.5" |
| 16" | 2" |
| 17" | 0.5" |
| 18" | 1" |
| 19" | 1.5" |
| 20" | 2" |
| 21" | 0.5" |
| 22" | 1" |
| 23" | 1.5" |
| 24" | 2" |
| 36" | 2" |
| 48" | 2" |
| 60" | 2" |
| 72" | 2" |
| 84" | 2" |
| 96" | 2" |

### OPTIMAL LENGTH

| Requested Nominal Length | S1 & S2 | | P1 & P2 | | S3 & S4 | | P3 & P4 | |
|---|---|---|---|---|---|---|---|---|
| | 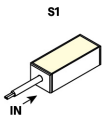  End Feed | 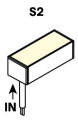  Bottom Feed | 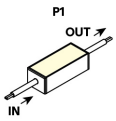  End Feed | 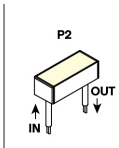  Bottom Feed | 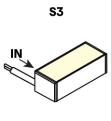  Side Feed - Left | 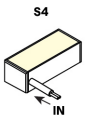  Side Feed - Right | 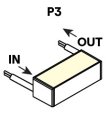  Side Feed - Left | 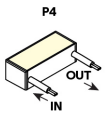  Side Feed - Right |
| 12" | 8.66" | | 9.06" | | 8.56" | | 8.76" | |
| 13" | 12.66" | | 9.06" | | 12.56" | | 12.76" | |
| 14" | 12.66" | | 13.06" | | 12.56" | | 12.76" | |
| 15" | 12.66" | | 13.06" | | 12.56" | | 12.76" | |
| 16" | 12.66" | | 13.06" | | 12.56" | | 12.76" | |
| 17" | 16.66" | | 13.06" | | 16.56" | | 16.76" | |
| 18" | 16.66" | | 17.06" | | 16.56" | | 16.76" | |
| 19" | 16.66" | | 17.06" | | 16.56" | | 16.76" | |
| 20" | 16.66" | | 17.06" | | 16.56" | | 16.76" | |
| 21" | 20.66" | | 17.06" | | 20.56" | | 20.76" | |
| 22" | 20.66" | | 21.06" | | 20.56" | | 20.76" | |
| 23" | 20.66" | | 21.06" | | 20.56" | | 20.76" | |
| 24" | 20.66" | | 21.06" | | 20.56" | | 20.76" | |
| 36" | 32.66" | | 33.06" | | 32.56" | | 32.76" | |
| 48" | 44.66" | | 45.06" | | 44.56" | | 44.76" | |
| 60" | 56.66" | | 57.06" | | 56.56" | | 56.76" | |
| 72" | 68.66" | | 69.06" | | 68.56" | | 68.76" | |
| 84" | 80.66" | | 81.06" | | 80.56" | | 80.76" | |
| 96" | 92.66" | | 93.06" | | 92.56" | | 92.76" | |

## COMPATIBLE POWER SUPPLIES

See power supplies cut sheets for more information. Data subject to change, all data has +/- 5% tolerance.

| DIM TO LEVEL | INDOOR | OUTDOOR |
|---|---|---|
| | RGBW, RGBW-HE | RGBW, RGBW-HE |
| 0.1% | QT-CAB-eLED+DALI-DT8<br>QT-CAB-eLED+DMX<br>QTM-eLED+DALI-DT8<br>QTM-eLED+DMX<br>QZ-DMX | Q-SET-QZ-DMX<br>QOM-eLED+DALI-DT8<br>QOM-eLED+DMX<br>QOM-eLED+PS-DALI-DT8<br>QZ-DMX |
| 1% | QZ-DALI-DT8 | Q-SET+QZ-DALI-DT8<br>QZ-DALI-DT8 |
| 10% | Non-Dim Power Supply with RGBW App Dongle | |

| DIMMING PROTOCOL | INDOOR | OUTDOOR |
|---|---|---|
| | RGBW, RGBW-HE | RGBW, RGBW-HE |
| DMX | QTM-eLED+DMX<br>QZ-DMX | Q-SET-QZ-DMX<br>QOM-eLED+DMX<br>QZ-DMX |
| DALI-2: DT8 | QT-CAB-eLED+DALI-DT8<br>QTM-eLED+DALI-DT8<br>QZ-DALI-DT8 | Q-SET+QZ-DALI-DT8<br>QOM-eLED+DALI-DT8<br>QZ-DALI-DT8 |
| SCENE App Dimmed | Non-Dim Power Supply with RGBW App Dongle | |

© 2026 QTL. All rights reserved | 155 Hill St. Milford, CT 06460 | 203-367-8777 | sales@QTL.lighting | www.QTL.lighting

# ESSENTIALS WIDE-FLAT (01) RGBW

24VDC Linear Fixtures - Surface

## COMPATIBLE MOUNTING ACCESSORIES

**HINGE - HMB-M**

Adjustable mounting bracket - Medium

**HINGE - HMB-L**




Adjustable mounting bracket - Large

**HINGE - HMB-XL**

Adjustable mounting bracket - XLarge

**Q-PIVOT**

Small mounting accessory

**Q-ANGLE**

Adjustable mounting accessory

**QUOVA-STANDARD**



QUOVA Knife Edge

## COMPATIBLE WIRING ACCESSORIES

**Q-mini-J5**




UL Listed, miniature junction box, DRY/DMP (WET rated with silicone)

## COMPATIBLE CONTROL ACCESSORIES

**SCENE APP DONGLE**

Wi-Fi or Bluetooth Connectivity

## COMPATIBLE APPS

**NFC APP**

Q-NFC

Read and write DMX addresses and adjust voltage

© 2026 QTL. All rights reserved | 155 Hill St. Milford, CT 06460 | 203-367-8777 | sales@QTL.lighting | www.QTL.lighting