



MICRO 5 POP MUD-IN-ENCAPSULATED (03) STATIC WHITE

24VDC Linear Fixtures - Recessed

B. MUD-IN HOUSING

<div>B1</div> <div>PRODUCT</div>	<div>B2</div> <div>LENGTH</div>
POP-MD	

Sample Part Number: POP-MD-FCN

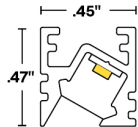
<div>B1</div> <div>PRODUCT</div>	<div>B2</div> <div>LENGTH</div>
POP-MD	<div>FCN</div> Field Cuttable <div>CTL</div> Cut to Length <div>Full length 98.43" housings will be sent for field cuttable specifications. Quantity will be determined by dividing the POP fixture measurements by 98.43 and rounding up. Cut to length housing specifications will be the length of the POP fixture specified, plus .125" for endcaps.</div>



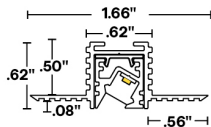
MICRO 5 POP MUD-IN-ENCAPSULATED (03) STATIC WHITE

24VDC Linear Fixtures - Recessed

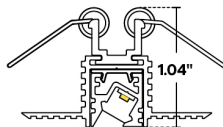
A1 PRODUCT - DIMENSIONS



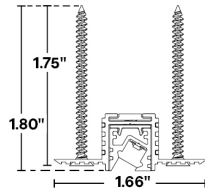
Profile



Profile with mud-in accessory



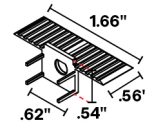
Profile with mud-in accessory and spring clip



Profile with mud-in accessory and screw mount

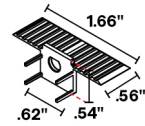
END CAPS

Flat end caps



Feed

To order separately, use
POP-EC-MDIN-A-ST



Feed


To order separately, use
POP-EC-MDIN-B-ST

A2 DELIVERED LUMENS

[Calculated L70 = 40000 hrs]
Tested with POP-03-SW-**-30-ENC

	1.0 W/FT		2.0 W/FT		4.0 W/FT	
	LM/FT	CRI	LM/FT	CRI	LM/FT	CRI
TL	29	95	55	95	119	95

A5 DIODE VISIBILITY



ENC/TL - Translucent encapsulation

TEMPERATURE RATINGS

	1.0 W/FT		2.0 W/FT		4.0 W/FT	
	Min	Max	Min	Max	Min	Max
Ambient Operating Temp - Recessed	-4°F	130°F	-4°F	120°F	-4°F	105°F

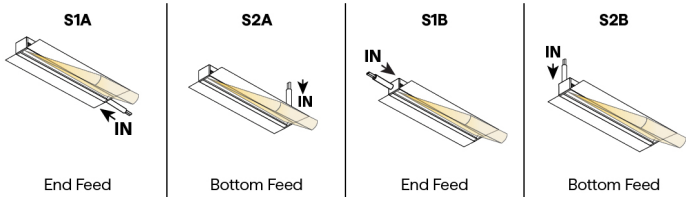


MICRO 5 POP MUD-IN-ENCAPSULATED (03) STATIC WHITE

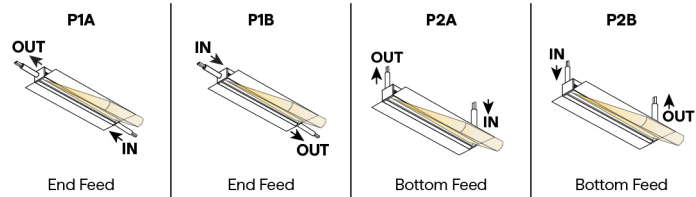
24VDC Linear Fixtures - Recessed

A6 WIRE INPUT/OUTPUT

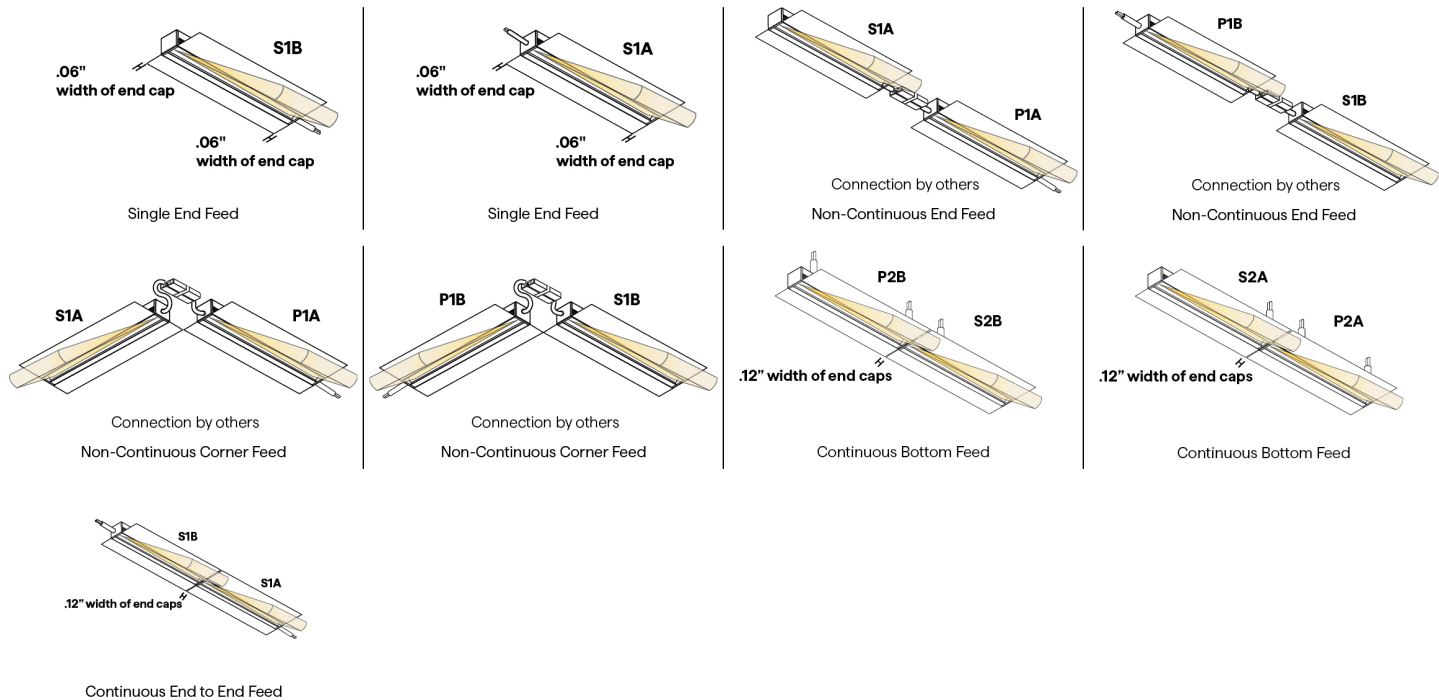
ASYMMETRIC ONLY SINGLE (Input only)



ASYMMETRIC ONLY PASS THROUGH (Input/Output)



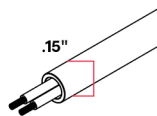
CONFIGURATION OPTIONS



A7 / A8 CONNECTOR/WIRE – IN/OUT

Connector/Wire In or Out not needed to specify product. Typical selection is S1 for Wire Input/Output, BW for Connector/Wire In, N/A for Connector/Wire Out

BW



Bare Wire 24\"/>
22 AWG

A9 WIRE COLOR



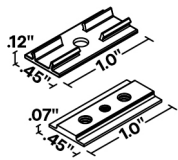


MICRO 5 POP MUD-IN-ENCAPSULATED (03) STATIC WHITE

24VDC Linear Fixtures - Recessed

A11 MOUNTING

POP-MD-MNT-KIT



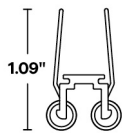
Plastic Clip Kit

2 clips provided for 4' or less;
4 clips provided for greater than 4'

To order separately use POP-MD-MNT-KIT

Each clip comes with a #4 x 3/16 Flat Head SS" and two #6 x 1/8" long set screws

SP



Spring Clip

Only to be used with mud-in accessory

4 clips provided for each full length of MUD-IN

To order separately use SP-02


832



832 Silicone

Sold separately

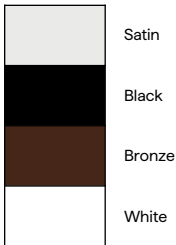
SC



Screw

6 #6x1.75" flat head screws are provided for each full length of MUD-IN

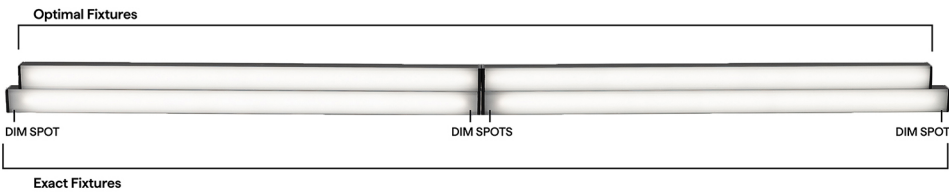
A12 FINISH



Custom finishes require a longer lead time, consult factory

A14 EXACT/OPTIMAL FIXTURE LENGTH

Exact fixtures are the exact length specified. Optimal fixtures' length is rounded down based on LED cut points to allow the fixture to be illuminated end to end. For runs with multiple fixtures that need to fill a specific length, it's recommended to order all optimal fixtures with an exact fixture at the end of the run.






MICRO 5 POP MUD-IN-ENCAPSULATED (03) STATIC WHITE

24VDC Linear Fixtures - Recessed

SW ENC LENGTHS BY INCH

Available in any length in between 12" and 98.43" not including end caps, chart below shows example lengths. Exact fixtures are the length specified. Optimal fixtures' length is rounded down with illumination end to end. All fixtures' tolerance is +0 - 1/8". Consult factory for lengths under 12".

EXACT LENGTH		OPTIMAL LENGTH		
Requested Length	Potential dim spot on either end of fixture	S1A/B & S2A/B		P1A/B & P2A/B
		 S1 End Feed	 S2 Bottom Feed	 P1 End Feed
12"	.5"		11.5"	11.75"
13"	.5"		12.5"	12.75"
14"	.5"		13.5"	13.75"
15"	.5"		14.5"	14.75"
16"	.5"		15.5"	15.75"
17"	.5"		16.5"	16.75"
18"	.5"		17.5"	17.75"
19"	.5"		18.5"	18.75"
20"	.5"		19.5"	19.75"
21"	.5"		20.5"	20.75"
22"	.5"		21.5"	21.75"
23"	.5"		22.5"	22.75"
24"	.5"		23.5"	23.75"
36"	.5"		35.5"	35.75"
48"	.5"		47.5"	47.75"
60"	.5"		59.5"	59.75"
72"	.5"		71.5"	71.75"
84"	.5"		83.5"	83.75"
96"	.5"		95.5"	95.75"

COMPATIBLE POWER SUPPLIES

See power supplies cut sheets for more information. Data subject to change, all data has +/- 5% tolerance.

DIM TO LEVEL	INDOOR	OUTDOOR
	MICRO 5-SW	MICRO 5-SW
Dim to Black	Q6M-DC+CAP QTM-DC+CAP iQ-PH iQ-PH+QD1	QOM-DC+CAP QOM-PH
0.1%	QT-CAB-QZ-PH/0-10V QT-CAB-eLED+0-10V QT-CAB-eLED+0-10V-AWN QT-CAB-eLED+DALI-DT6 QT-CAB-eLED+DALI-DT6-AWN QTM-eLED+0-10V QTM-eLED+0-10V-AWN QTM-eLED+DALI-DT6 QTM-eLED+DALI-DT6-AWN QZ-BOWTIE+DIMMER QZ-DMX QZ-PH/0-10V QZ-STICK-PH/0-10V QZLP	Q-SET-QZ-DMX Q-SET-QZ-PH/0-10V Q-SET-eLED+0-10V QOM-eLED+0-10V QOM-eLED+DALI-DT6 QOM-eLED+PS-DALI-DT6 QZ-DMX QZ-PH/0-10V
1%	QTM-eLED(E) QZ-DALI-DT6	Q-SET+QZ-DALI-DT6 QZ-DALI-DT6
10%	Non-Dim Power Supply with SW App Dongle	Q-HEX-mini-DC Q-SET-mLED



MICRO 5 POP MUD-IN-ENCAPSULATED (03) STATIC WHITE

24VDC Linear Fixtures - Recessed

DIMMING PROTOCOL	INDOOR	OUTDOOR
	MICRO 5-SW	MICRO 5-SW
Non-Dim	QT-CAB-eLED-ND QTM-eLED-ND QZ-ND	Q-SET-QZ-ND Q-SET-eLED-ND QOM-eLED-ND QZ-ND iQ-ND-50-65
Phase	Q6M-DC+CAP QT-CAB-QZ-PH/0-10V QTM-DC+CAP QTM-eLED(E) QZ-BOWTIE+DIMMER QZ-PH/0-10V QZ-STICK-PH/0-10V QZLP iQ-PH iQ-PH+QD1	Q-HEX-mini-DC Q-SET-QZ-PH/0-10V Q-SET-mLED QOM-DC+CAP QOM-PH QZ-PH/0-10V
0-10V	QT-CAB-QZ-PH/0-10V QT-CAB-eLED+0-10V QT-CAB-eLED+0-10V-AWN QTM-eLED+0-10V QTM-eLED+0-10V-AWN QZ-PH/0-10V QZ-STICK-PH/0-10V QZLP	Q-SET-QZ-PH/0-10V Q-SET-eLED+0-10V QOM-eLED+0-10V QZ-PH/0-10V
Lutron Athena	QT-CAB-eLED+0-10V-AWN QT-CAB-eLED+DALI-DT6-AWN QTM-eLED+0-10V-AWN QTM-eLED+DALI-DT6-AWN	
ECO System	QTM-eLED(E)	
DMX	QZ-DMX	Q-SET-QZ-DMX QZ-DMX
DALI-2: DT6	QT-CAB-eLED+DALI-DT6 QT-CAB-eLED+DALI-DT6-AWN QTM-eLED+DALI-DT6 QTM-eLED+DALI-DT6-AWN QZ-DALI-DT6	Q-SET+QZ-DALI-DT6 QOM-eLED+DALI-DT6 QZ-DALI-DT6
SCENE App Dimmed	Non-Dim Power Supply with SW App Dongle	

COMPATIBLE WIRING ACCESSORIES

Q-mini-J

2"

1.25"

UL Listed, miniature junction box, DRY/DMP (WET rated with silicone)

Q-mini-J5

2.80"

2.27"

UL Listed, miniature junction box, DRY/DMP (WET rated with silicone)

BARREL-EXT

8ft barrel cable extender DRY ONLY

BARREL FOUR-FER

Splits lead from one to four LED Barrel connector fixtures, DRY/DMP

CON120-EXT

10ft Con cable extender DRY/DMP/WET

CON FOUR-FER

Splits lead from one to four LED Con connectors DRY/DMP/WET

CON M - BARREL F

Male con to barrel cable adaptor DRY/DMP

COMPATIBLE CONTROL ACCESSORIES

SCENE APP DONGLE

1.36"

2.58"

Wi-Fi or Bluetooth Connectivity



MICRO 5 POP MUD-IN-ENCAPSULATED (03) STATIC WHITE

24VDC Linear Fixtures - Recessed

COMPATIBLE APPS

NFC APP



Read and write
DMX addresses and
adjust voltage