


## MICRO 5 ALTA-DROP (04) STATIC WHITE

## 24VDC Linear Fixtures - Surface & Recessed



- MICRO 5 Series linear LED fixture engineered for exceptional light quality and even distribution, seamlessly blending with millwork details
- Sleek flat profile and three-sided dropped lens
- 62% smaller than ESSENTIALS-TRE3
- Delivers equivalent efficacy as standard size fixtures
- Choose from diffused or frosted lens options for varying diode visibility and beam angles
- Ideal for surface mounted or recessed installations that call for low-profile light in small areas
- Mounting options include a mounting clip, magnet option, or TBAR clip, making installation and repositioning effortless
- Suitable for installation in the storage area of a clothes closet when specified with LEDs at 2.0 watts or less per foot per NEC regulations
- Consult factory for field assembly options

### INFORMATION REQUIRED FOR LIGHTING SCHEDULE

1	2	3	4	5
PRODUCT	WATTS/ FT	CCT	RATED	LENS

**ADDITIONAL INFORMATION REQUIRED TO ORDER**

6	7	8	9	10	11	12	13	14
WIRE INPUT/ OUTPUT	CONNECTOR/ WIRE IN	CONNECTOR/ WIRE OUT	WIRE COLOR	WIRE TYPE	MOUNTING	FINISH	LENGTH (IN)	EXACT/ OPTIMAL

Sample Part Number: **ALTA-04-SW-1.0-30-DRY-FR-S1-BW-CLS-WH-CL2-SST-ST-48"-E**

1

PRODUCT

ALTA-04-SW

ALTA-04-SW-USA

Select USA option for BAA and BABA projects. Only DRY ratings apply.

See following pages for compatible power supplies.

2

WATTS/FT

1.0

1.0W/ft

2.0

2.0W/ft

4.0

4.0W/ft

1.0

1.0W/ft

2.0

2.0W/ft

4.0

4.0W/ft

3

CCT

20

2000K

22

2200K

24

2400K

27

2700K

30

3000K

35

3500K

40

4000K

24

2400K

27

2700K

30

3000K

35

3500K

40

4000K

4

RATED

DRY

IP20

DMP

IP54

5

LENS

DF

Diffused

FR

Frosted

For representation of LED visibility, see Diode Visibility section on following pages.

For beam angles, see Photometric Performance section on following pages

6

WIRE INPUT/OUTPUT

SINGLE (Input only)

S1

End Feed

S2

Bottom Feed

For continuous mounting, consider bottom feed.

When using TBC Mounting, a bare wire S2 wire feed is recommended.

See install instructions for details.

PASS THROUGH (Input/output)

P1

End Feed

P2

Bottom Feed

For continuous mounting, consider bottom feed.

When using TBC Mounting, a bare wire S2 wire feed is recommended.

See install instructions for details.

7

CONNECTOR/WIRE IN

BW

Bare Wire (Standard 24")

BRL

Barrel

CON6

Connector 6"

CON24

Connector 24"

BW: Standard length is 24", Max length is 120". Request custom length by writing in part number next to BW (example: BW48)

BW

Bare Wire (Standard 24")

BRL

Barrel

CON6

Connector 6"

CON24

Connector 24"

BW: Standard length is 24", Max length is 120". Request custom length by writing in part number next to BW (example: BW48)

8

CONNECTOR/WIRE OUT

CLS

Closed End (No feed)

BW

Bare Wire (Standard 24")

BRL

Barrel

CON6

Connector 6"

CON24

Connector 24"

BW: Standard length is 24", Max length is 120". Request custom length by writing in part number next to BW (example: BW48)

9

WIRE COLOR

WH

White

BK

Black

N/A

For Barrel

10

WIRE TYPE

CL2

Class 2

CL2P

Plenum Rated

N/A

For Barrel

CL2P only available with bare wire leads (BW)

11

MOUNTING

SST

Stainless Steel

MG

Magnet

TBC-09

9/16" Flat or Tegular TB-Grid

TBC-10

15/16" Flat or Tegular TB-Grid

12

FINISH

ST

Satin

BK

Black

CU

Custom

Custom finishes require a longer lead time, consult factory

13

LENGTH (IN)

Minimum length is 12", maximum length is 98.43" not including end caps. Contact us for lengths under 12".

14

EXACT/OPTIMAL

E

Exact specified length

O

Optimal illumination

Exact fixtures match the exact length you specify, but they may have dim spots at the ends. Optimal fixtures are slightly shorter than the length specified, but provide full illumination from end to end.

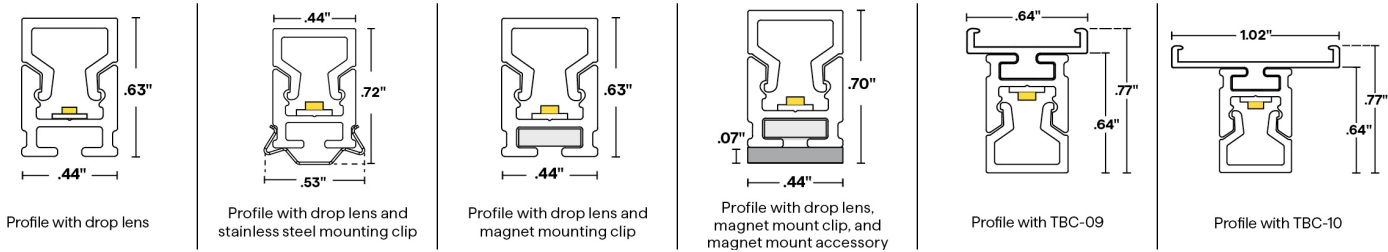
5 year warranty | Warranty only valid with QTL power supplies | Field modifications void warranty | Data subject to change, all data has +/- 5% tolerance | Title 24 – JA8-2019 Static  
White Strip: All wattages, CCT and IP



# MICRO 5 ALTA-DROP (04) STATIC WHITE

24VDC Linear Fixtures - Surface & Recessed

## 1 PRODUCT - DIMENSIONS

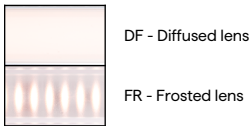


## 2 DELIVERED LUMENS

[Calculated L70 = 70000 hrs]  
Tested with ALTA-04-SW-\*\*-30-DRY

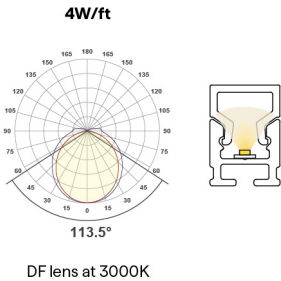
	1.0 W/FT		2.0 W/FT		4.0 W/FT	
	LM/FT	CRI	LM/FT	CRI	LM/FT	CRI
FR	61	97	124	98	262	98
DF	49	97	97	98	204	98

## 5 DIODE VISIBILITY



## PHOTOMETRIC PERFORMANCE

Nominal beam spread shown, beam spread varies based on light engine. For more detailed information, see photometric data.





# MICRO 5 ALTA-DROP (04) STATIC WHITE

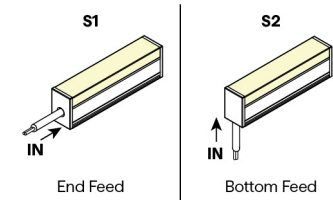
24VDC Linear Fixtures - Surface & Recessed

## TEMPERATURE RATINGS

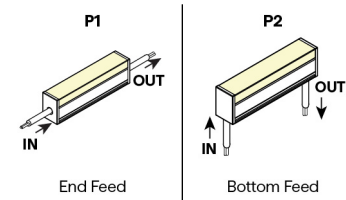
		1.0 W/FT		2.0 W/FT		4.0 W/FT	
		Min	Max	Min	Max	Min	Max
DRY	Ambient Operating Temp - Recessed	**	**	**	**	**	**
	Ambient Operating Temp - Surface	-4°F	145°F	-4°F	140°F	-4°F	120°F
DMP	Ambient Operating Temp - Recessed	**	**	**	**	**	**
	Ambient Operating Temp - Surface	-4°F	140°F	-4°F	135°F	-4°F	115°F

## 6 WIRE INPUT/OUTPUT

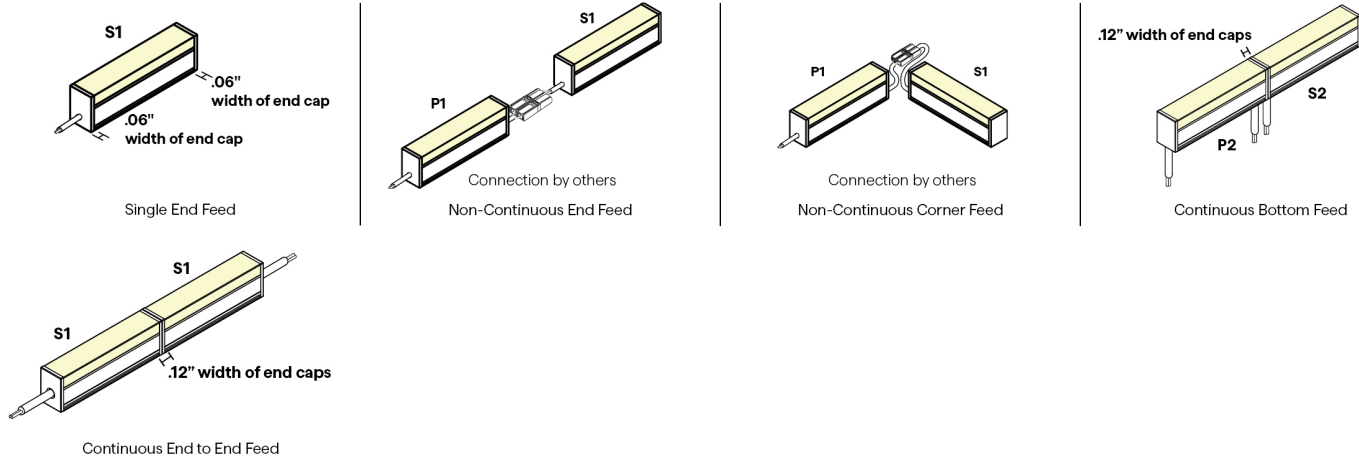
SINGLE (Input only)



PASS THROUGH (Input/Output)



## CONFIGURATION OPTIONS



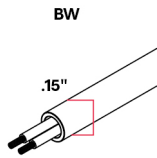


# MICRO 5 ALTA-DROP (04) STATIC WHITE

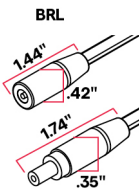
24VDC Linear Fixtures - Surface & Recessed

## 7 / 8 CONNECTOR/WIRE – IN/OUT


Connector/Wire In or Out not needed to specify product. Typical selection is S1 for Wire Input/Output, BW for Connector/Wire In, N/A for Connector/Wire Out



Bare Wire 24" 22 AWG



Barrel 6" - DRY/DMP | 22 AWG



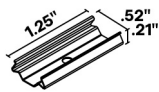
6" or 24" Overall Wire Connector | 22 AWG IP67 Rated, UL Listed

## 9 WIRE COLOR



## 11 MOUNTING

SST



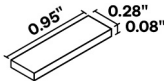
Stainless Steel Clip

2 pieces of hardware provided for 4' or less; 4 pieces provided for greater than 4'

To order separately use SST-08

Each clip comes with a #4 x 5/8" Flat Head SS

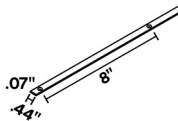
MG



Magnet Clip

One MG provided per foot To order separately use MG-03

MMA-03



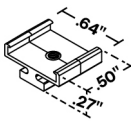
Magnet Mount Accessory for MG-03

96" lengths | Sold separately, to order use MMA-03

Each bracket comes with 2 #6 x 5/8" Flat Head SS per foot

Required when mounting to a non-magnetic surface

TBC-09



Plastic T-Bar Clip

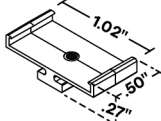
Use on 9/16" Flat or Tegular Drop Ceiling

2 clips provided for first 12"; 1 clip provided for each additional 12" or less length

To order separately use TBC-09

Each pair of clips comes with M2.5 x 4mm set screw and Allen key

TBC-10



Plastic T-Bar Clip

Use on 15/16" Flat or Tegular Drop Ceiling

2 clips provided for first 12"; 1 clip provided for each additional 12" or less length

To order separately use TBC-10

Each pair of clips comes with M2.5 x 4mm set screw and Allen key

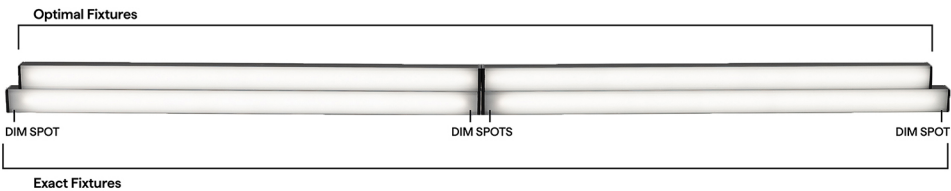
## 12 FINISH



Custom finishes require a longer lead time, consult factory

## 14 EXACT/OPTIMAL FIXTURE LENGTH

Exact fixtures are the exact length specified. Optimal fixtures' length is rounded down based on LED cut points to allow the fixture to be illuminated end to end. For runs with multiple fixtures that need to fill a specific length, it's recommended to order all optimal fixtures with an exact fixture at the end of the run.





# MICRO 5 ALTA-DROP (04) STATIC WHITE

24VDC Linear Fixtures - Surface & Recessed

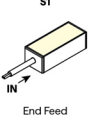
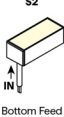
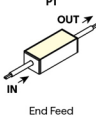
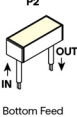
## SW DRY DMP LENGTHS BY INCH

Available in any length in between 12" and 98.43" not including end caps, chart below shows example lengths. Exact fixtures are the length specified. Optimal fixtures' length is rounded down with illumination end to end. All fixtures' tolerance is +0 - 1/8". Consult factory for lengths under 12".

### EXACT LENGTH

Requested Length	Potential dim spot on either end of fixture
12"	.5"
13"	.5"
14"	.5"
15"	.5"
16"	.5"
17"	.5"
18"	.5"
19"	.5"
20"	.5"
21"	.5"
22"	.5"
23"	.5"
24"	.5"
36"	.5"
48"	.5"
60"	.5"
72"	.5"
84"	.5"
96"	.5"

### OPTIMAL LENGTH

Requested Nominal Length	S1 & S2		P1 & P2	
				
12"		11.38"		11.63"
13"		12.38"		12.63"
14"		13.38"		13.63"
15"		14.38"		14.63"
16"		15.38"		15.63"
17"		16.38"		16.63"
18"		17.38"		17.63"
19"		18.38"		18.63"
20"		19.38"		19.63"
21"		20.38"		20.63"
22"		21.38"		21.63"
23"		22.38"		22.63"
24"		23.38"		23.63"
36"		35.38"		35.63"
48"		47.38"		47.63"
60"		59.38"		59.63"
72"		71.38"		71.63"
84"		83.38"		83.63"
96"		95.38"		95.63"

## COMPATIBLE POWER SUPPLIES

See power supplies cut sheets for more information. Data subject to change, all data has +/- 5% tolerance.

DIM TO LEVEL	INDOOR
	MICRO 5-SW
Dim to Black	Q6M-DC+CAP QTM-DC+CAP iQ-PH iQ-PH+QD1
0.1%	QT-CAB-QZ-PH/0-10V QT-CAB-eLED+0-10V QT-CAB-eLED+0-10V-AWN QT-CAB-eLED+DALI-DT6 QT-CAB-eLED+DALI-DT6-AWN QTM-eLED+0-10V QTM-eLED+0-10V-AWN QTM-eLED+DALI-DT6 QTM-eLED+DALI-DT6-AWN QZ-BOWTIE+DIMMER QZ-DMX QZ-PH/0-10V QZ-STICK-PH/0-10V QZLP
1%	QTM-eLED(E) QZ-DALI-DT6
10%	Non-Dim Power Supply with SW App Dongle









# MICRO 5 ALTA-DROP (04) STATIC WHITE








24VDC Linear Fixtures - Surface & Recessed

DIMMING PROTOCOL	INDOOR
	MICRO 5-SW
Non-Dim	QT-CAB-eLED-ND QTM-eLED-ND QZ-ND
Phase	Q6M-DC+CAP QT-CAB-QZ-PH/0-10V QTM-DC+CAP QTM-eLED(E) QZ-BOWTIE+DIMMER QZ-PH/0-10V QZ-STICK-PH/0-10V QZLP IQ-PH IQ-PH+QD1
0-10V	QT-CAB-QZ-PH/0-10V QT-CAB-eLED+0-10V QT-CAB-eLED+0-10V-AWN QTM-eLED+0-10V QTM-eLED+0-10V-AWN QZ-PH/0-10V QZ-STICK-PH/0-10V QZLP
Lutron Athena	QT-CAB-eLED+0-10V-AWN QT-CAB-eLED+DALI-DT6-AWN QTM-eLED+0-10V-AWN QTM-eLED+DALI-DT6-AWN
ECO System	QTM-eLED(E)
DMX	QZ-DMX
DALI-2: DT6	QT-CAB-eLED+DALI-DT6 QT-CAB-eLED+DALI-DT6-AWN QTM-eLED+DALI-DT6 QTM-eLED+DALI-DT6-AWN QZ-DALI-DT6
SCENE App Dimmed	Non-Dim Power Supply with SW App Dongle

## COMPATIBLE MOUNTING ACCESSORIES

HINGE - HMB-S	VHB	NJ-MICRO	BL-MICRO	NL-MICRO	SD-L-MICRO
 1.41" .51"					
Adjustable mounting bracket - Small	Double sided mounting tape	J Mounting Bracket	Backwards L Mounting Bracket	L Mounting Bracket	L Mounting Bracket

## COMPATIBLE WIRING ACCESSORIES

Q-mini-J	Q-mini-J5	BARREL-EXT	BARREL FOUR-FER	CON120-EXT	CON FOUR-FER	CON M - BARREL F
 1.25" 2" 2"	 2.27" 2.80" 2.27"					
UL Listed, miniature junction box, DRY/DMP (WET rated with silicone)	UL Listed, miniature junction box, DRY/DMP (WET rated with silicone)	8ft barrel cable extender DRY ONLY	Splits lead from one to four LED Barrel connector fixtures, DRY/DMP	10ft Con cable extender DRY/DMP/WET	Splits lead from one to four LED Con connectors DRY/DMP/WET	Male con to barrel cable adaptor DRY/DMP



# MICRO 5 ALTA-DROP (04) STATIC WHITE

24VDC Linear Fixtures - Surface & Recessed

---

## COMPATIBLE CONTROL ACCESSORIES

### SCENE APP DONGLE



Wi-Fi or Bluetooth  
Connectivity

## COMPATIBLE APPS

### NFC APP



Read and write  
DMX addresses and  
adjust voltage