



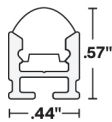

MICRO 5 ALTA-OPTICS (02)

STATIC WHITE

24VDC Linear Fixtures - Surface & Recessed



Declare



- MICRO 5 Series linear LED fixture with an optically enhanced lens engineered for exceptional light quality and even distribution, seamlessly blending with millwork details
- 55% smaller than ESSENTIALS-TALO
- Delivers equivalent efficacy as standard size fixtures
- Ideal for surface mounted or recessed installations that call for focused low-profile light
- Mounting options include stainless steel, magnet or T-bar clips, making installation and repositioning effortless
- Suitable for installation in the storage area of a clothes closet when specified with LEDs at 2.0 watts or less per foot per NEC regulations
- Consult factory for field assembly options

INFORMATION REQUIRED FOR LIGHTING SCHEDULE

1	2	3	4	5
PRODUCT	WATTS/ FT	CCT	RATED	LENS
				30D

ADDITIONAL INFORMATION REQUIRED TO ORDER

6	7	8	9	10	11	12	13	14
WIRE INPUT/ OUTPUT	CONNECTOR/ WIRE IN	CONNECTOR/ WIRE OUT	WIRE COLOR	WIRE TYPE	MOUNTING	FINISH	LENGTH (IN)	EXACT/ OPTIMAL

Sample Part Number: **ALTA-02-SW-1.0-30-DRY-30D-S1-BW-CLS-WH-CL2-SST-ST-48"-E**

1

PRODUCT

ALTA-02-SW

ALTA-02-SW-USA

Select USA option for BAA and BABA projects. Only DRY ratings apply.

See following pages for compatible power supplies.

2

WATTS/FT

1.0

1.0W/ft

2.0

2.0W/ft

4.0

4.0W/ft

3

CCT

20

2000K

22

2200K

24

2400K

27

2700K

30

3000K

35

3500K

40

4000K

4

RATED

DRY

IP20

DMP

IP54

5

LENS

30D

Optical 30°

For representation of LED visibility, see Diode Visibility section on following pages.

For beam angles, see Photometric Performance section on following pages

6

WIRE INPUT/OUTPUT

SINGLE (Input only)

S1End Feed

S2Bottom Feed

For continuous mounting, consider bottom feed.

When using TBC Mounting, a bare wire S2 wire feed is recommended.

See install instructions for details.

PASS THROUGH (Input/output)

P1End Feed

P2Bottom Feed

For continuous mounting, consider bottom feed.

When using TBC Mounting, a bare wire S2 wire feed is recommended.

See install instructions for details.

7

CONNECTOR/WIRE IN

BW

Bare Wire (Standard 24")

BW: Standard length is 24", Max length is 120". Request custom length by writing in part number next to BW (example: BW48)

BW

Bare Wire (Standard 24")

BW: Standard length is 24", Max length is 120". Request custom length by writing in part number next to BW (example: BW48)

8

CONNECTOR/WIRE OUT

CLS

Closed End (No feed)

BW

Bare Wire (Standard 24")

9

WIRE COLOR

WH

White

BK

Black

10

WIRE TYPE

CL2

Class 2

CL2P

Plenum Rated

CL2P only available with bare wire leads (BW)

11

MOUNTING

SST

Stainless Steel

MG

Magnet

TBC-09

9/16" Flat or Regular TB-Grid

TBC-10

15/16" Flat or Regular TB-Grid

12

FINISH

ST

Satin

BK

Black

CU

Custom

Custom finishes require a longer lead time, consult factory

13

LENGTH (IN)

Minimum length is 12", maximum length is 98.43" not including end caps. Contact us for lengths under 12".

14

EXACT/OPTIMAL

E

Exact specified length

O

Optimal illumination

Exact fixtures match the exact length you specify, but they may have dim spots at the ends. Optimal fixtures are slightly shorter than the length specified, but provide full illumination from end to end.

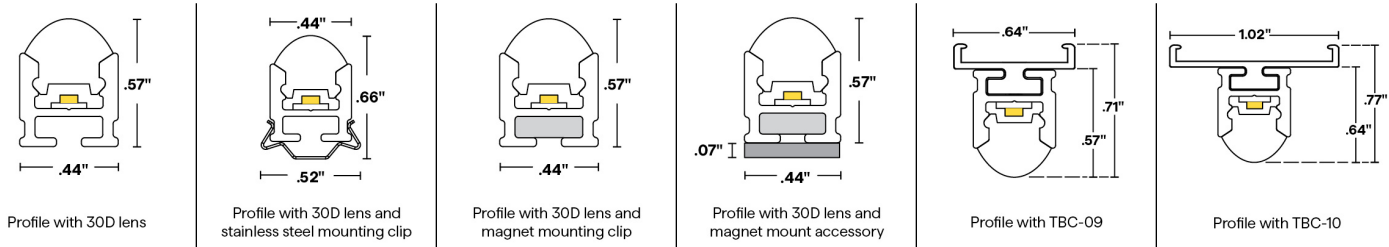
5 year warranty | Warranty only valid with QTL power supplies | Field modifications void warranty | Data subject to change, all data has +/- 5% tolerance



MICRO 5 ALTA-OPTICS (02) STATIC WHITE

24VDC Linear Fixtures - Surface & Recessed

1 PRODUCT - DIMENSIONS



2 DELIVERED LUMENS

[Calculated L70 = 70000 hrs]
Tested with ALTA-02-SW-**-30-DRY

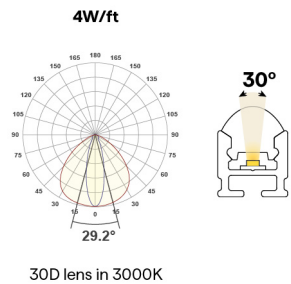
	1.0 W/FT		2.0 W/FT		4.0 W/FT	
	LM/FT	CRI	LM/FT	CRI	LM/FT	CRI
30D	87	98	165	98	346	98

5 DIODE VISIBILITY



PHOTOMETRIC PERFORMANCE

Nominal beam spread shown, beam spread varies based on light engine. For more detailed information, see photometric data.





MICRO 5 ALTA-OPTICS (02) STATIC WHITE

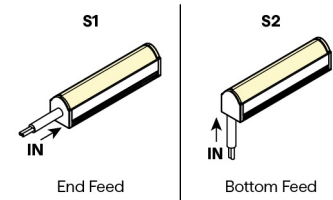
24VDC Linear Fixtures - Surface & Recessed

TEMPERATURE RATINGS

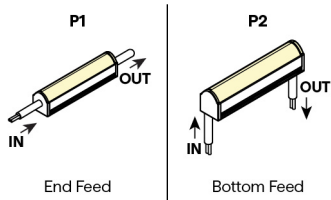
		1.0 W/FT		2.0 W/FT		4.0 W/FT	
		Min	Max	Min	Max	Min	Max
DRY	Ambient Operating Temp - Recessed	**	**	**	**	**	**
	Ambient Operating Temp - Surface	-4°F	145°F	-4°F	140°F	-4°F	120°F
DMP	Ambient Operating Temp - Recessed	**	**	**	**	**	**
	Ambient Operating Temp - Surface	-4°F	140°F	-4°F	135°F	-4°F	115°F

6 WIRE INPUT/OUTPUT

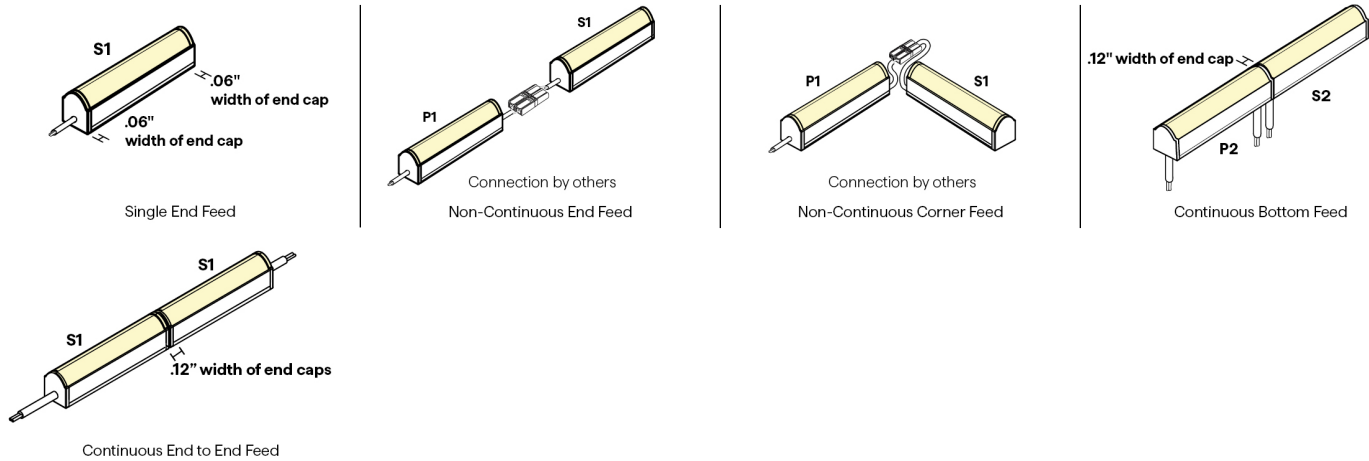
SINGLE (Input only)



PASS THROUGH (Input/Output)



CONFIGURATION OPTIONS



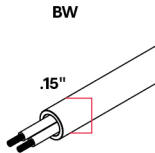


MICRO 5 ALTA-OPTICS (02) STATIC WHITE

24VDC Linear Fixtures - Surface & Recessed

7 / 8 CONNECTOR/WIRE – IN/OUT

Connector/Wire In or Out not needed to specify product. Typical selection is S1 for Wire Input/Output, BW for Connector/Wire In, N/A for Connector/Wire Out



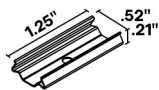
Bare Wire 24" 22 AWG

9 WIRE COLOR



11 MOUNTING

SST



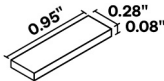
Stainless Steel Clip

2 pieces of hardware provided for 4' or less; 4 pieces provided for greater than 4'

To order separately use SST-08

Each clip comes with a #4 x 5/8" Flat Head SS

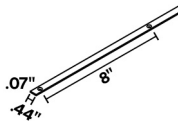
MG



Magnet Clip

One MG provided per foot
To order separately use MG-03

MMA-03



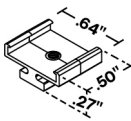
Magnet Mount Accessory for MG-03

96" lengths | Sold separately, to order use MMA-03

Each bracket comes with 2 #6 x 5/8" Flat Head SS per foot

Required when mounting to a non-magnetic surface

TBC-09



Plastic T-Bar Clip

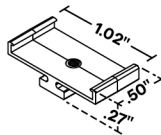
Use on 9/16" Flat or Tegular Drop Ceiling

2 clips provided for first 12"; 1 clip provided for each additional 12" or less length

To order separately use TBC-09

Each pair of clips comes with M2.5 x 4mm set screw and Allen key

TBC-10



Plastic T-Bar Clip

Use on 15/16" Flat or Tegular Drop Ceiling

2 clips provided for first 12"; 1 clip provided for each additional 12" or less length

To order separately use TBC-10

Each pair of clips comes with M2.5 x 4mm set screw and Allen key

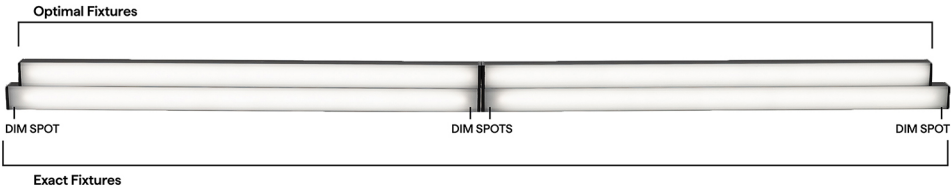
12 FINISH



Custom finishes require a longer lead time, consult factory

14 EXACT/OPTIMAL FIXTURE LENGTH

Exact fixtures are the exact length specified. Optimal fixtures' length is rounded down based on LED cut points to allow the fixture to be illuminated end to end. For runs with multiple fixtures that need to fill a specific length, it's recommended to order all optimal fixtures with an exact fixture at the end of the run.





MICRO 5 ALTA-OPTICS (02) STATIC WHITE

24VDC Linear Fixtures - Surface & Recessed

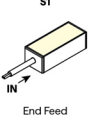
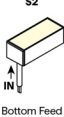
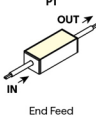
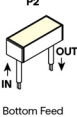
SW DRY DMP LENGTHS BY INCH

Available in any length in between 12" and 98.43" not including end caps, chart below shows example lengths. Exact fixtures are the length specified. Optimal fixtures' length is rounded down with illumination end to end. All fixtures' tolerance is +0 - 1/8". Consult factory for lengths under 12".

EXACT LENGTH

Requested Length	Potential dim spot on either end of fixture
12"	.5"
13"	.5"
14"	.5"
15"	.5"
16"	.5"
17"	.5"
18"	.5"
19"	.5"
20"	.5"
21"	.5"
22"	.5"
23"	.5"
24"	.5"
36"	.5"
48"	.5"
60"	.5"
72"	.5"
84"	.5"
96"	.5"

OPTIMAL LENGTH

Requested Nominal Length	S1 & S2		P1 & P2	
				
12"		11.38"		11.63"
13"		12.38"		12.63"
14"		13.38"		13.63"
15"		14.38"		14.63"
16"		15.38"		15.63"
17"		16.38"		16.63"
18"		17.38"		17.63"
19"		18.38"		18.63"
20"		19.38"		19.63"
21"		20.38"		20.63"
22"		21.38"		21.63"
23"		22.38"		22.63"
24"		23.38"		23.63"
36"		35.38"		35.63"
48"		47.38"		47.63"
60"		59.38"		59.63"
72"		71.38"		71.63"
84"		83.38"		83.63"
96"		95.38"		95.63"

COMPATIBLE POWER SUPPLIES

See power supplies cut sheets for more information. Data subject to change, all data has +/- 5% tolerance.

DIM TO LEVEL	INDOOR
	MICRO 5-SW
Dim to Black	Q6M-DC+CAP QTM-DC+CAP iQ-PH iQ-PH+QD1
0.1%	QT-CAB-QZ-PH/0-10V QT-CAB-eLED+0-10V QT-CAB-eLED+0-10V-AWN QT-CAB-eLED+DALI-DT6 QT-CAB-eLED+DALI-DT6-AWN QTM-eLED+0-10V QTM-eLED+0-10V-AWN QTM-eLED+DALI-DT6 QTM-eLED+DALI-DT6-AWN QZ-BOWTIE+DIMMER QZ-DMX QZ-PH/0-10V QZ-STICK-PH/0-10V QZLP
1%	QTM-eLED(E) QZ-DALI-DT6
10%	Non-Dim Power Supply with SW App Dongle








MICRO 5 ALTA-OPTICS (02) STATIC WHITE






24VDC Linear Fixtures - Surface & Recessed

DIMMING PROTOCOL	INDOOR
	MICRO 5-SW
Non-Dim	QT-CAB-eLED-ND QTM-eLED-ND QZ-ND
Phase	Q6M-DC+CAP QT-CAB-QZ-PH/0-10V QTM-DC+CAP QTM-eLED(E) QZ-BOWTIE+DIMMER QZ-PH/0-10V QZ-STICK-PH/0-10V QZLP IQ-PH IQ-PH+QD1
0-10V	QT-CAB-QZ-PH/0-10V QT-CAB-eLED+0-10V QT-CAB-eLED+0-10V-AWN QTM-eLED+0-10V QTM-eLED+0-10V-AWN QZ-PH/0-10V QZ-STICK-PH/0-10V QZLP
Lutron Athena	QT-CAB-eLED+0-10V-AWN QT-CAB-eLED+DALI-DT6-AWN QTM-eLED+0-10V-AWN QTM-eLED+DALI-DT6-AWN
ECO System	QTM-eLED(E)
DMX	QZ-DMX
DALI-2: DT6	QT-CAB-eLED+DALI-DT6 QT-CAB-eLED+DALI-DT6-AWN QTM-eLED+DALI-DT6 QTM-eLED+DALI-DT6-AWN QZ-DALI-DT6
SCENE App Dimmed	Non-Dim Power Supply with SW App Dongle

COMPATIBLE MOUNTING ACCESSORIES

HINGE - HMB-S	VHB	NJ-GRAZER	BL-GRAZER	NU-GRAZER
 1.41" .51"				
Adjustable mounting bracket - Small	Double sided mounting tape	J Mounting Bracket	Backwards L Mounting Bracket	U Mounting Bracket

COMPATIBLE WIRING ACCESSORIES

Q-mini-J	Q-mini-J5	CON120-EXT	CON FOUR-FER	CON M - BARREL F
 1.25" 2"	 2.27" 2.80"			
UL Listed, miniature junction box, DRY/DMP (WET rated with silicone)	UL Listed, miniature junction box, DRY/DMP (WET rated with silicone)	10ft Con cable extender DRY/DMP/WET	Splits lead from one to four LED Con connectors DRY/DMP/WET	Male con to barrel cable adaptor DRY/DMP



MICRO 5 ALTA-OPTICS (02) STATIC WHITE

24VDC Linear Fixtures - Surface & Recessed

COMPATIBLE CONTROL ACCESSORIES

SCENE APP DONGLE



Wi-Fi or Bluetooth
Connectivity

COMPATIBLE APPS

NFC APP



Read and write
DMX addresses and
adjust voltage