

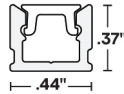



# MICRO 5 ATOM-FLAT (01) STATIC WHITE

24VDC Linear Fixtures - Surface & Recessed



Declare



- MICRO 5 Series linear LED fixture engineered for exceptional light quality and even distribution, seamlessly blending with millwork details
- 60% smaller than ESSENTIALS-TORQ
- Delivers equivalent efficacy as standard size fixture
- Choose from diffused or frosted lens options for varying diode visibility
- Ideal for surface mounted or recessed installations that call for low-profile light in small areas
- Features a stainless steel mounting clip and can also be mounted with VHB adhesive
- Suitable for installation in the storage area of a clothes closet when specified with LEDs at 2.0 watts or less per foot per NEC regulations
- Consult factory for field assembly options

## INFORMATION REQUIRED FOR LIGHTING SCHEDULE

1	2	3	4	5
PRODUCT	WATTS/ FT	CCT	RATED	LENS

## ADDITIONAL INFORMATION REQUIRED TO ORDER

6	7	8	9	10	11	12	13	14
WIRE INPUT/ OUTPUT	CONNECTOR/ WIRE IN	CONNECTOR/ WIRE OUT	WIRE COLOR	WIRE TYPE	MOUNTING	FINISH	LENGTH (IN)	EXACT/ OPTIMAL
					SST			

Sample Part Number: **ATOM-01-SW-1.0-30-DRY-FR-S1-BW-CLS-WH-CL2-SST-ST-48"-E**

<b>1</b> <b>PRODUCT</b> <b>ATOM-01-SW</b> <b>ATOM-01-SW-USA</b>  Select USA option for BAA and BABA projects. Only DRY ratings apply.  See following pages for compatible power supplies.	<b>2</b> <b>WATTS/FT</b>  <table><tr><td>1.0</td><td>1.0W/ft</td></tr><tr><td>2.0</td><td>2.0W/ft</td></tr><tr><td>4.0</td><td>4.0W/ft</td></tr></table>  <table><tr><td>1.0</td><td>1.0W/ft</td></tr><tr><td>2.0</td><td>2.0W/ft</td></tr><tr><td>4.0</td><td>4.0W/ft</td></tr></table>	1.0	1.0W/ft	2.0	2.0W/ft	4.0	4.0W/ft	1.0	1.0W/ft	2.0	2.0W/ft	4.0	4.0W/ft	<b>3</b> <b>CCT</b>  <table><tr><td>20</td><td>2000K</td></tr><tr><td>22</td><td>2200K</td></tr><tr><td>24</td><td>2400K</td></tr><tr><td>27</td><td>2700K</td></tr><tr><td>30</td><td>3000K</td></tr><tr><td>35</td><td>3500K</td></tr><tr><td>40</td><td>4000K</td></tr></table>  <table><tr><td>24</td><td>2400K</td></tr><tr><td>27</td><td>2700K</td></tr><tr><td>30</td><td>3000K</td></tr><tr><td>35</td><td>3500K</td></tr><tr><td>40</td><td>4000K</td></tr></table>	20	2000K	22	2200K	24	2400K	27	2700K	30	3000K	35	3500K	40	4000K	24	2400K	27	2700K	30	3000K	35	3500K	40	4000K	<b>4</b> <b>RATED</b>  <table><tr><td>DRY</td><td>IP20</td></tr></table>  <table><tr><td>DMP</td><td>IP54</td></tr></table>	DRY	IP20	DMP	IP54	<b>5</b> <b>LENS</b>  <table><tr><td>DF</td><td>Diffused</td></tr><tr><td>FR</td><td>Frosted</td></tr></table>  For representation of LED visibility, see Diode Visibility section on following pages. For beam angles, see Photometric Performance section on following pages	DF	Diffused	FR	Frosted
1.0	1.0W/ft																																															
2.0	2.0W/ft																																															
4.0	4.0W/ft																																															
1.0	1.0W/ft																																															
2.0	2.0W/ft																																															
4.0	4.0W/ft																																															
20	2000K																																															
22	2200K																																															
24	2400K																																															
27	2700K																																															
30	3000K																																															
35	3500K																																															
40	4000K																																															
24	2400K																																															
27	2700K																																															
30	3000K																																															
35	3500K																																															
40	4000K																																															
DRY	IP20																																															
DMP	IP54																																															
DF	Diffused																																															
FR	Frosted																																															
<b>6</b> <b>WIRE INPUT/OUTPUT</b>  <b>SINGLE (Input only)</b> <b>S1</b> End Feed <b>S2</b> Bottom Feed <b>S3</b> Left Side Feed <b>S4</b> Right Side Feed  For continuous mounting, consider bottom feed.   <b>PASS THROUGH (Input/output)</b> <b>P1</b> End Feed <b>P2</b> Bottom Feed <b>P3</b> Left Side Feed <b>P4</b> Right Side Feed  For continuous mounting, consider bottom feed.	<b>7</b> <b>CONNECTOR/WIRE IN</b>  <table><tr><td>BW</td><td>Bare Wire (Standard 24")</td></tr><tr><td>BRL</td><td>Barrel</td></tr><tr><td>CON6</td><td>Connector 6"</td></tr><tr><td>CON24</td><td>Connector 24"</td></tr></table>  BW: Standard length is 24"; Max length is 120". Request custom length by writing in part number next to BW (example: BW48)   <table><tr><td>BW</td><td>Bare Wire (Standard 24")</td></tr><tr><td>BRL</td><td>Barrel</td></tr><tr><td>CON6</td><td>Connector 6"</td></tr><tr><td>CON24</td><td>Connector 24"</td></tr></table>  BW: Standard length is 24"; Max length is 120". Request custom length by writing in part number next to BW (example: BW48)	BW	Bare Wire (Standard 24")	BRL	Barrel	CON6	Connector 6"	CON24	Connector 24"	BW	Bare Wire (Standard 24")	BRL	Barrel	CON6	Connector 6"	CON24	Connector 24"	<b>8</b> <b>CONNECTOR/WIRE OUT</b>  <table><tr><td>CLS</td><td>Closed End (No feed)</td></tr></table>   <table><tr><td>BW</td><td>Bare Wire (Standard 24")</td></tr><tr><td>BRL</td><td>Barrel</td></tr><tr><td>CON6</td><td>Connector 6"</td></tr><tr><td>CON24</td><td>Connector 24"</td></tr></table>  BW: Standard length is 24"; Max length is 120". Request custom length by writing in part number next to BW (example: BW48)	CLS	Closed End (No feed)	BW	Bare Wire (Standard 24")	BRL	Barrel	CON6	Connector 6"	CON24	Connector 24"																				
BW	Bare Wire (Standard 24")																																															
BRL	Barrel																																															
CON6	Connector 6"																																															
CON24	Connector 24"																																															
BW	Bare Wire (Standard 24")																																															
BRL	Barrel																																															
CON6	Connector 6"																																															
CON24	Connector 24"																																															
CLS	Closed End (No feed)																																															
BW	Bare Wire (Standard 24")																																															
BRL	Barrel																																															
CON6	Connector 6"																																															
CON24	Connector 24"																																															
<b>9</b> <b>WIRE COLOR</b>  <table><tr><td>WH</td><td>White</td></tr><tr><td>BK</td><td>Black</td></tr><tr><td>N/A</td><td>For Barrel</td></tr></table>	WH	White	BK	Black	N/A	For Barrel	<b>10</b> <b>WIRE TYPE</b>  <table><tr><td>CL2</td><td>Class 2</td></tr><tr><td>CL2P</td><td>Plenum Rated</td></tr><tr><td>N/A</td><td>For Barrel</td></tr></table>  CL2P only available with bare wire leads (BW)	CL2	Class 2	CL2P	Plenum Rated	N/A	For Barrel	<b>11</b> <b>MOUNTING</b>  <table><tr><td>SST</td><td>Stainless Steel</td></tr></table>	SST	Stainless Steel	<b>12</b> <b>FINISH</b>  <table><tr><td>ST</td><td>Satin</td></tr><tr><td>BK</td><td>Black</td></tr><tr><td>CU</td><td>Custom</td></tr></table>  Custom finishes require a longer lead time, consult factory	ST	Satin	BK	Black	CU	Custom	<b>13</b> <b>LENGTH (IN)</b>  Minimum length is 12", maximum length is 98.43" not including end caps. Contact us for lengths under 12".	<b>14</b> <b>EXACT/OPTIMAL</b>  <table><tr><td>E</td><td>Exact specified length</td></tr><tr><td>O</td><td>Optimal illumination</td></tr></table>  Exact fixtures match the exact length you specify, but they may have dim spots at the ends. Optimal fixtures are slightly shorter than the length specified, but provide full illumination from end to end.	E	Exact specified length	O	Optimal illumination																			
WH	White																																															
BK	Black																																															
N/A	For Barrel																																															
CL2	Class 2																																															
CL2P	Plenum Rated																																															
N/A	For Barrel																																															
SST	Stainless Steel																																															
ST	Satin																																															
BK	Black																																															
CU	Custom																																															
E	Exact specified length																																															
O	Optimal illumination																																															

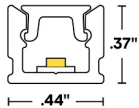
5 year warranty | Warranty only valid with QTL power supplies | Field modifications void warranty | Data subject to change, all data has +/- 5% tolerance | Title 24 - JA8-2019 Static White Strip: All wattages, CCT and IP



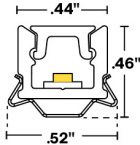
# MICRO 5 ATOM-FLAT (01) STATIC WHITE

24VDC Linear Fixtures - Surface & Recessed

## 1 PRODUCT - DIMENSIONS



Profile with flat lens




Profile with flat lens and stainless steel mounting clip

## 2 DELIVERED LUMENS

[Calculated L70 = 70000 hrs]  
Tested with ATOM-01-SW-\*\*-30-DRY

	1.0 W/FT		2.0 W/FT		4.0 W/FT	
	LM/FT	CRI	LM/FT	CRI	LM/FT	CRI
FR	74	97	148	98	297	98
DF	44	98	84	98	164	98

## 5 DIODE VISIBILITY

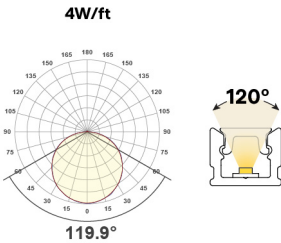


DF - Diffused lens

FR - Frosted lens

## PHOTOMETRIC PERFORMANCE

Nominal beam spread shown, beam spread varies based on light engine. For more detailed information, see photometric data.



DF lens at 3000K

## TEMPERATURE RATINGS

		1.0 W/FT		2.0 W/FT		4.0 W/FT	
		Min	Max	Min	Max	Min	Max
DRY	Ambient Operating Temp - Surface	-4°F	145°F	-4°F	140°F	-4°F	120°F
DMP	Ambient Operating Temp - Surface	-4°F	140°F	-4°F	135°F	-4°F	115°F

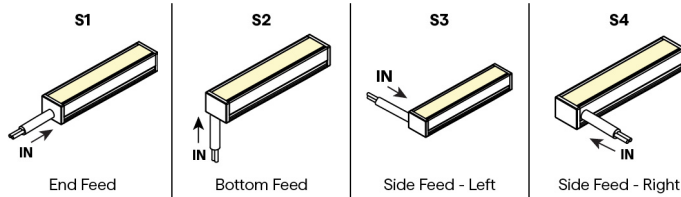


# MICRO 5 ATOM-FLAT (01) STATIC WHITE

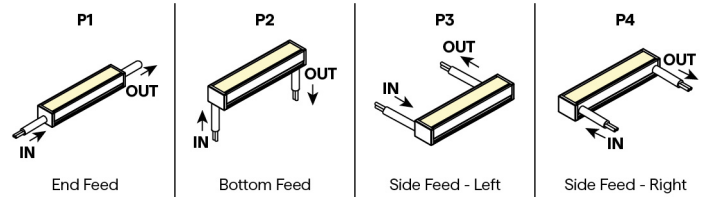
24VDC Linear Fixtures - Surface & Recessed

## 6 WIRE INPUT/OUTPUT

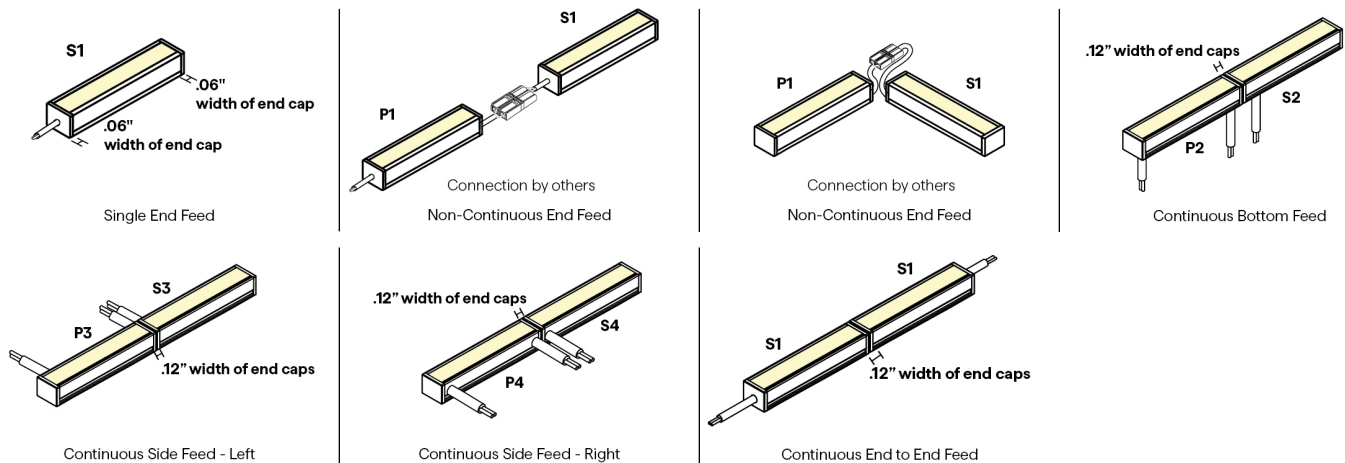
SINGLE (Input only)



PASS THROUGH (Input/Output)

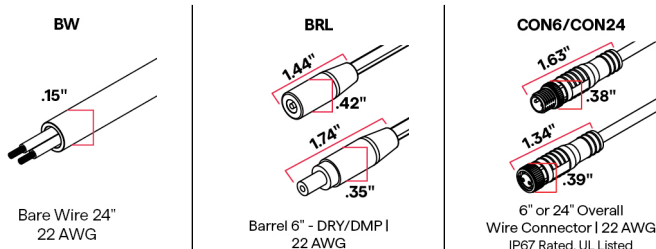


## CONFIGURATION OPTIONS



## 7 / 8 CONNECTOR/WIRE - IN/OUT

Connector/Wire In or Out not needed to specify product. Typical selection is S1 for Wire Input/Output, BW for Connector/Wire In, N/A for Connector/Wire Out



## 9 WIRE COLOR



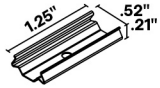


# MICRO 5 ATOM-FLAT (01) STATIC WHITE

24VDC Linear Fixtures - Surface & Recessed

## 11 MOUNTING

SST



Stainless Steel Clip

2 pieces of hardware  
provided for 4' or less; 4  
pieces provided for greater  
than 4'

To order separately use  
SST-08

Each clip comes with a #4 x  
5/8" Flat Head SS

## 12 FINISH




Satin

Black

Custom finishes require a longer lead time, consult factory

## 14 EXACT/OPTIMAL FIXTURE LENGTH

Exact fixtures are the exact length specified. Optimal fixtures' length is rounded down based on LED cut points to allow the fixture to be illuminated end to end. For runs with multiple fixtures that need to fill a specific length, it's recommended to order all optimal fixtures with an exact fixture at the end of the run.





# MICRO 5 ATOM-FLAT (01) STATIC WHITE

24VDC Linear Fixtures - Surface & Recessed









## SW DRY DMP LENGTHS BY INCH

Available in any length in between 12" and 98.43" not including end caps, chart below shows example lengths. Exact fixtures are the length specified. Optimal fixtures' length is rounded down with illumination end to end. All fixtures' tolerance is +0 - 1/8". Consult factory for lengths under 12".

### EXACT LENGTH

Requested Length	Potential dim spot on either end of fixture
12"	.5"
13"	.5"
14"	.5"
15"	.5"
16"	.5"
17"	.5"
18"	.5"
19"	.5"
20"	.5"
21"	.5"
22"	.5"
23"	.5"
24"	.5"
36"	.5"
48"	.5"
60"	.5"
72"	.5"
84"	.5"
96"	.5"

### OPTIMAL LENGTH

Requested Nominal Length	S1 & S2 & S3 & S4				P1 & P2 & P3 & P4			
	S1  End Feed	S2  Bottom Feed	S3  Side Feed - Left	S4  Side Feed - Right	P1  End Feed	P2  Bottom Feed	P3  Side Feed - Left	P4  Side Feed - Right
12"			11.38"				11.63"	
13"			12.38"				12.63"	
14"			13.38"				13.63"	
15"			14.38"				14.63"	
16"			15.38"				15.63"	
17"			16.38"				16.63"	
18"			17.38"				17.63"	
19"			18.38"				18.63"	
20"			19.38"				19.63"	
21"			20.38"				20.63"	
22"			21.38"				21.63"	
23"			22.38"				22.63"	
24"			23.38"				23.63"	
36"			35.38"				35.63"	
48"			47.38"				47.63"	
60"			59.38"				59.63"	
72"			71.38"				71.63"	
84"			83.38"				83.63"	
96"			95.38"				95.63"	

## COMPATIBLE POWER SUPPLIES

See power supplies cut sheets for more information. Data subject to change, all data has +/- 5% tolerance.

DIM TO LEVEL	INDOOR
	MICRO 5-SW
Dim to Black	Q6M-DC+CAP QTM-DC+CAP iQ-PH iQ-PH+QD1
0.1%	QT-CAB-QZ-PH/0-10V QT-CAB-eLED+0-10V QT-CAB-eLED+0-10V-AWN QT-CAB-eLED+DALI-DT6 QT-CAB-eLED+DALI-DT6-AWN QTM-eLED+0-10V QTM-eLED+0-10V-AWN QTM-eLED+DALI-DT6 QTM-eLED+DALI-DT6-AWN QZ-BOWTIE+DIMMER QZ-DMX QZ-PH/0-10V QZ-STICK-PH/0-10V QZLP
1%	QTM-eLED(E) QZ-DALI-DT6
10%	Non-Dim Power Supply with SW App Dongle










# MICRO 5 ATOM-FLAT (01) STATIC WHITE








24VDC Linear Fixtures - Surface & Recessed

DIMMING PROTOCOL	INDOOR
	MICRO 5-SW
Non-Dim	QT-CAB-eLED-ND QTM-eLED-ND QZ-ND
Phase	Q6M-DC+CAP QT-CAB-QZ-PH/0-10V QTM-DC+CAP QTM-eLED(E) QZ-BOWTIE+DIMMER QZ-PH/0-10V QZ-STICK-PH/0-10V QZLP IQ-PH IQ-PH+QD1
0-10V	QT-CAB-QZ-PH/0-10V QT-CAB-eLED+0-10V QT-CAB-eLED+0-10V-AWN QTM-eLED+0-10V QTM-eLED+0-10V-AWN QZ-PH/0-10V QZ-STICK-PH/0-10V QZLP
Lutron Athena	QT-CAB-eLED+0-10V-AWN QT-CAB-eLED+DALI-DT6-AWN QTM-eLED+0-10V-AWN QTM-eLED+DALI-DT6-AWN
ECO System	QTM-eLED(E)
DMX	QZ-DMX
DALI-2: DT6	QT-CAB-eLED+DALI-DT6 QT-CAB-eLED+DALI-DT6-AWN QTM-eLED+DALI-DT6 QTM-eLED+DALI-DT6-AWN QZ-DALI-DT6
SCENE App Dimmed	Non-Dim Power Supply with SW App Dongle

## COMPATIBLE MOUNTING ACCESSORIES

HINGE - HMB-S	QUOVA-MICRO	VHB	NJ-MICRO	BL-MICRO	NL-MICRO	SD-L-MICRO
 1.41" .51"						
Adjustable mounting bracket - Small	QUOVA Knife Edge	Double sided mounting tape	J Mounting Bracket	Backwards L Mounting Bracket	L Mounting Bracket	L Mounting Bracket

## COMPATIBLE WIRING ACCESSORIES

Q-mini-J	Q-mini-J5	QUOVA-MICRO	BARREL-EXT	BARREL FOUR-FER	CON120-EXT	CON FOUR-FER	CON M - BARREL F
 1.25" 2"	 2.27" 2.80"						
UL Listed, miniature junction box, DRY/DMP (WET rated with silicone)	UL Listed, miniature junction box, DRY/DMP (WET rated with silicone)	QUOVA Knife Edge	8ft barrel cable extender DRY ONLY	Splits lead from one to four LED Barrel connector fixtures, DRY/DMP	10ft Con cable extender DRY/DMP/WET	Splits lead from one to four LED Con connectors DRY/DMP/WET	Male con to barrel cable adaptor DRY/DMP



# MICRO 5 ATOM-FLAT (01) STATIC WHITE

24VDC Linear Fixtures - Surface & Recessed

## COMPATIBLE CONTROL ACCESSORIES

### SCENE APP DONGLE



Wi-Fi or Bluetooth  
Connectivity

## COMPATIBLE APPS

### NFC APP



Read and write  
DMX addresses and  
adjust voltage