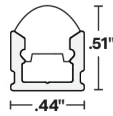





MICRO 5 ATOM-OPTICS (02) STATIC WHITE

24VDC Linear Fixtures - Surface & Recessed



- MICRO 5 Series linear LED fixture engineered for exceptional light quality and even distribution, seamlessly blending with millwork details
- Features an optically enhanced lens to produce a 20° beam
- 60% smaller than ESSENTIALS-TORQ
- Delivers equivalent efficacy as standard size fixtures
- Ideal for surface mounted or recessed installations that call for low-profile light in small areas
- Features a stainless steel mounting clip, making installation and repositioning effortless
- Suitable for installation in the storage area of a clothes closet when specified with LEDs at 2.0 watts or less per foot per NEC regulations
- Consult factory for field assembly options

INFORMATION REQUIRED FOR LIGHTING SCHEDULE

1	2	3	4	5
PRODUCT	WATTS/ FT	CCT	RATED	LENS
				20D

ADDITIONAL INFORMATION REQUIRED TO ORDER

6	7	8	9	10	11	12	13	14
WIRE INPUT/ OUTPUT	CONNECTOR/ WIRE IN	CONNECTOR/ WIRE OUT	WIRE COLOR	WIRE TYPE	MOUNTING	FINISH	LENGTH (IN)	EXACT/ OPTIMAL
					SST			

Sample Part Number: **ATOM-02-SW-1.0-30-DRY-20D-S1-BW-CLS-WH-CL2-SST-ST-48"-E**

1	2	3	4	5
PRODUCT	WATTS/FT	CCT	RATED	LENS
ATOM-02-SW ATOM-02-SW-USA Select USA option for BAA and BABA projects. Only DRY ratings apply. See following pages for compatible power supplies.	1.0 1.0W/ft 2.0 2.0W/ft 4.0 4.0W/ft	20 2000K 22 2200K 24 2400K 27 2700K 30 3000K 35 3500K 40 4000K	DRY IP20 DMP IP54	20D Optical 20° For representation of LED visibility, see Diode Visibility section on following pages. For beam angles, see Photometric Performance section on following pages

6	7	8
WIRE INPUT/OUTPUT	CONNECTOR/WIRE IN	CONNECTOR/WIRE OUT
SINGLE (Input only) S1 End Feed S2 Bottom Feed S3 Left Side Feed S4 Right Side Feed For continuous mounting, consider bottom feed. PASS THROUGH (Input/output) P1 End Feed P2 Bottom Feed P3 Left Side Feed P4 Right Side Feed For continuous mounting, consider bottom feed.	BW Bare Wire (Standard 24") BRL Barrel CON6 Connector 6" CON24 Connector 24" BW: Standard length is 24"; Max length is 120". Request custom length by writing in part number next to BW (example: BW48) BW Bare Wire (Standard 24") BRL Barrel CON6 Connector 6" CON24 Connector 24" BW: Standard length is 24"; Max length is 120". Request custom length by writing in part number next to BW (example: BW48)	CLS Closed End (No feed) BW Bare Wire (Standard 24") BRL Barrel CON6 Connector 6" CON24 Connector 24" BW: Standard length is 24"; Max length is 120". Request custom length by writing in part number next to BW (example: BW48)

9	10	11	12	13	14
WIRE COLOR	WIRE TYPE	MOUNTING	FINISH	LENGTH (IN)	EXACT/OPTIMAL
WH White BK Black N/A For Barrel	CL2 Class 2 CL2P Plenum Rated N/A For Barrel CL2P only available with bare wire leads (BW)	SST Stainless Steel	ST Satin BK Black CU Custom Custom finishes require a longer lead time, consult factory	Minimum length is 12", maximum length is 98.43" not including end caps. Contact us for lengths under 12".	E Exact specified length O Optimal illumination

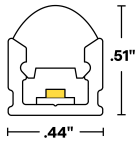
5 year warranty | Warranty only valid with QTL power supplies | Field modifications void warranty | Data subject to change, all data has +/- 5% tolerance | Title 24 - JA8-2019 Static White Strip: All wattages, CCT and IP



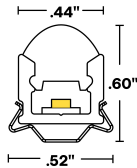
MICRO 5 ATOM-OPTICS (02) STATIC WHITE

24VDC Linear Fixtures - Surface & Recessed

1 PRODUCT - DIMENSIONS



Profile with 20D lens



Profile with 20D lens and stainless steel mounting clip

2 DELIVERED LUMENS

[Calculated L70 = 70000 hrs]
Tested with ATOM-02-SW-**-30-DRY

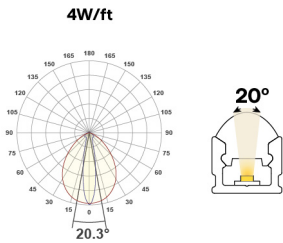
	1.0 W/FT		2.0 W/FT		4.0 W/FT	
	LM/FT	CRI	LM/FT	CRI	LM/FT	CRI
20D	71	98	144	98	291	98

5 DIODE VISIBILITY



PHOTOMETRIC PERFORMANCE

Nominal beam spread shown, beam spread varies based on light engine. For more detailed information, see photometric data.



20D lens in 3000K



MICRO 5 ATOM-OPTICS (02) STATIC WHITE

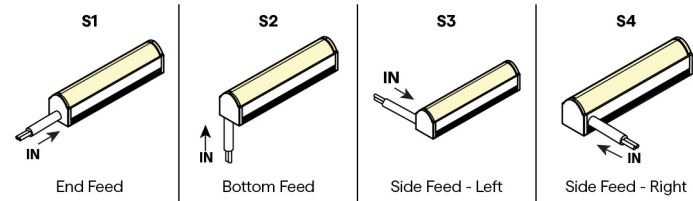
24VDC Linear Fixtures - Surface & Recessed

TEMPERATURE RATINGS

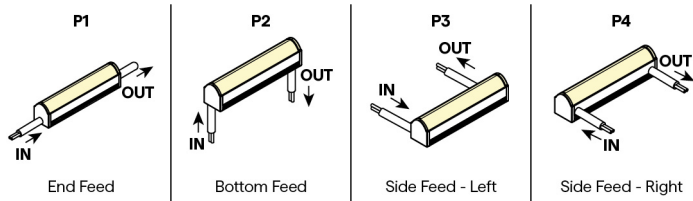
		1.0 W/FT		2.0 W/FT		4.0 W/FT	
		Min	Max	Min	Max	Min	Max
DRY	Ambient Operating Temp - Surface	-4°F	145°F	-4°F	140°F	-4°F	120°F
DMP	Ambient Operating Temp - Surface	-4°F	140°F	-4°F	135°F	-4°F	115°F

6 WIRE INPUT/OUTPUT

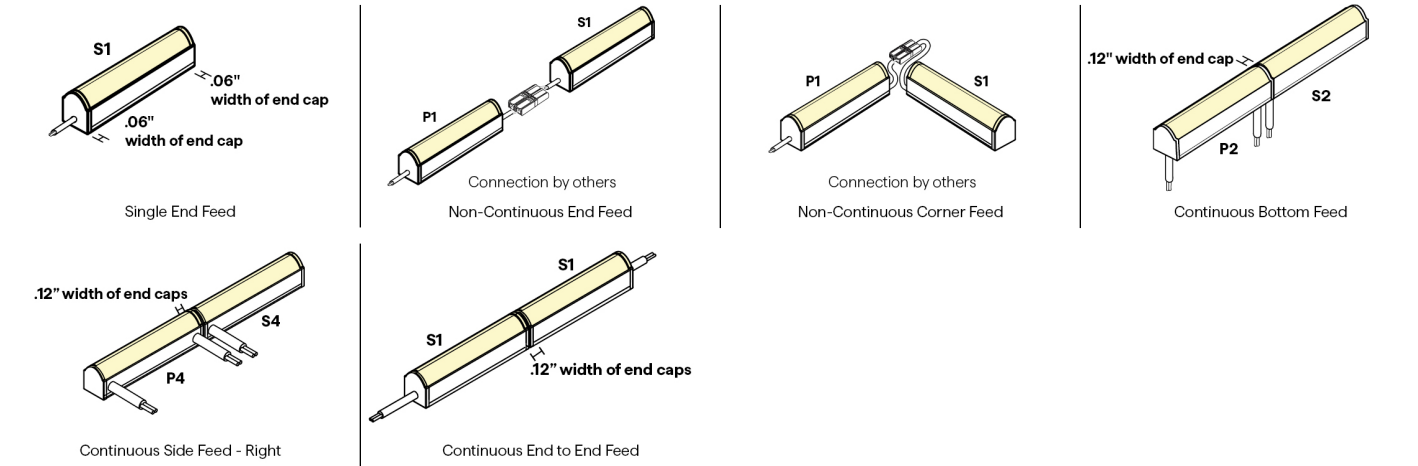
SINGLE (Input only)



PASS THROUGH (Input/Output)

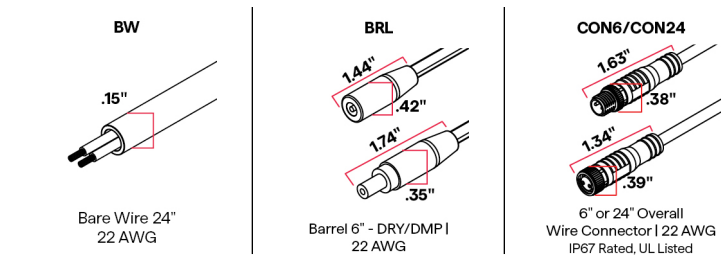


CONFIGURATION OPTIONS



7 / 8 CONNECTOR/WIRE - IN/OUT

Connector/Wire In or Out not needed to specify product. Typical selection is S1 for Wire Input/Output, BW for Connector/Wire In, N/A for Connector/Wire Out



9 WIRE COLOR



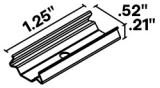


MICRO 5 ATOM-OPTICS (02) STATIC WHITE

24VDC Linear Fixtures - Surface & Recessed

11 MOUNTING

SST



Stainless Steel Clip

2 pieces of hardware provided for 4' or less; 4 pieces provided for greater than 4'

To order separately use SST-08

Each clip comes with a #4 x 5/8" Flat Head SS

12 FINISH



Satin

Black


Custom finishes require a longer lead time, consult factory

15 EXACT/OPTIMAL FIXTURE LENGTH

[E/O Length Calculator →](#)

[E/O Explained →](#)

Exact fixtures are the exact length specified. Optimal fixtures' length is rounded down based on LED cut points to allow the fixture to be illuminated end to end. For runs with multiple fixtures that need to fill a specific length, it's recommended to order all optimal fixtures with an exact fixture at the end of the run.





MICRO 5 ATOM-OPTICS (02) STATIC WHITE








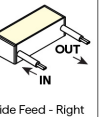
24VDC Linear Fixtures - Surface & Recessed

SW DRY DMP LENGTHS BY INCH

EXACT LENGTH

Requested Length	Potential dim spot on either end of a S1 fixture
	
12"	0.5"
13"	0.5"
14"	0.5"
15"	0.5"
16"	0.5"
17"	0.5"
18"	0.5"
19"	0.5"
20"	0.5"
21"	0.5"
22"	0.5"
23"	0.5"
24"	0.5"
36"	0.5"
48"	0.5"
60"	0.5"
72"	0.5"
84"	0.5"
96"	0.5"

OPTIMAL LENGTH

Requested Nominal Length	S1 & S2 & S3 & S4				P1 & P2 & P3 & P4			
								
12"			11.38"				11.63"	
13"			12.38"				12.63"	
14"			13.38"				13.63"	
15"			14.38"				14.63"	
16"			15.38"				15.63"	
17"			16.38"				16.63"	
18"			17.38"				17.63"	
19"			18.38"				18.63"	
20"			19.38"				19.63"	
21"			20.38"				20.63"	
22"			21.38"				21.63"	
23"			22.38"				22.63"	
24"			23.38"				23.63"	
36"			35.38"				35.63"	
48"			47.38"				47.63"	
60"			59.38"				59.63"	
72"			71.38"				71.63"	
84"			83.38"				83.63"	
96"			95.38"				95.63"	

14

EXACT/OPTIMAL FIXTURE LENGTH

E/O Length Calculator →

E/O Explained →

Exact fixtures are the exact length specified. Optimal fixtures' length is rounded down based on LED cut points to allow the fixture to be illuminated end to end. For runs with multiple fixtures that need to fill a specific length, it's recommended to order all optimal fixtures with an exact fixture at the end of the run.





MICRO 5 ATOM-OPTICS (02) STATIC WHITE

24VDC Linear Fixtures - Surface & Recessed

COMPATIBLE POWER SUPPLIES

See power supplies cut sheets for more information. Data subject to change, all data has +/- 5% tolerance.

DIM TO LEVEL	INDOOR
	MICRO 5-SW
Dim to Black	Q6M-DC+CAP QTM-DC+CAP IQ-PH+QD1
0.1%	QT-CAB-QZ-PH/0-10V QT-CAB-eLED+0-10V QT-CAB-eLED+0-10V-AWN QT-CAB-eLED+DALI-DT6 QT-CAB-eLED+DALI-DT6-AWN QTM-eLED+0-10V QTM-eLED+0-10V-AWN QTM-eLED+DALI-DT6 QTM-eLED+DALI-DT6-AWN QZ-BOWTIE+DIMMER QZ-DMX QZ-PH/0-10V QZ-STICK-PH/0-10V QZLP
1%	QTM-eLED(E) QZ-DALI-DT6
10%	Non-Dim Power Supply with SW App Dongle

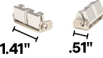




DIMMING PROTOCOL	INDOOR
	MICRO 5-SW
Non-Dim	QT-CAB-eLED-ND QTM-eLED-ND QZ-ND
Phase	Q6M-DC+CAP QT-CAB-QZ-PH/0-10V QTM-DC+CAP QTM-eLED(E) QZ-BOWTIE+DIMMER QZ-PH/0-10V QZ-STICK-PH/0-10V QZLP IQ-PH+QD1
0-10V	QT-CAB-QZ-PH/0-10V QT-CAB-eLED+0-10V QT-CAB-eLED+0-10V-AWN QTM-eLED+0-10V QTM-eLED+0-10V-AWN QZ-PH/0-10V QZ-STICK-PH/0-10V QZLP
Lutron Athena	QT-CAB-eLED+0-10V-AWN QT-CAB-eLED+DALI-DT6-AWN QTM-eLED+0-10V-AWN QTM-eLED+DALI-DT6-AWN
ECO System	QTM-eLED(E)
DMX	QZ-DMX
DALI-2: DT6	QT-CAB-eLED+DALI-DT6 QT-CAB-eLED+DALI-DT6-AWN QTM-eLED+DALI-DT6 QTM-eLED+DALI-DT6-AWN QZ-DALI-DT6
SCENE App Dimmed	Non-Dim Power Supply with SW App Dongle










MICRO 5 ATOM-OPTICS (02) STATIC WHITE

24VDC Linear Fixtures - Surface & Recessed

COMPATIBLE MOUNTING ACCESSORIES

HINGE - HMB-S	VHB	NJ-GRAZER	BL-GRAZER	NU-GRAZER
				
1.41" .51"				
Adjustable mounting bracket - Small	Double sided mounting tape	J Mounting Bracket	Backwards L Mounting Bracket	U Mounting Bracket

COMPATIBLE WIRING ACCESSORIES

Q-mini-J	Q-mini-J5	BARREL-EXT	BARREL FOUR-FER	CON120-EXT	CON FOUR-FER	CON M - BARREL F
						
2" 1.25"	2.80" 2.27"					
UL Listed, miniature junction box, DRY/DMP (WET rated with silicone)	UL Listed, miniature junction box, DRY/DMP (WET rated with silicone)	8ft barrel cable extender DRY ONLY	Splits lead from one to four LED Barrel connector fixtures, DRY/DMP	10ft Con cable extender DRY/DMP/WET	Splits lead from one to four LED Con connectors DRY/DMP/WET	Male con to barrel cable adaptor DRY/DMP

COMPATIBLE CONTROL ACCESSORIES

SCENE APP DONGLE

1.36" 2.58"
Wi-Fi or Bluetooth Connectivity

COMPATIBLE APPS

NFC APP

Read and write DMX addresses and adjust voltage