



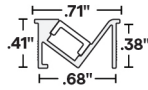

# MICRO 5 KICKER-FLAT (01)

## STATIC WHITE

### 24VDC Linear Fixtures - Recessed



Declare



- MICRO 5 Series linear LED fixture engineered for exceptional light quality and even distribution, seamlessly blending with millwork details
- Asymmetrical fixture with 110° focused beam 30° off-nadir
- Ideal for recessed installations that call for low-profile light in small areas
- Red, Green, and Blue LED allows for color changing applications
- Suitable for installation in the storage area of a clothes closet when specified with LEDs at 2.0 watts or less per foot per NEC regulations
- Consult factory for field assembly options

#### INFORMATION REQUIRED FOR LIGHTING SCHEDULE

1	2	3	4	5
PRODUCT	WATTS/ FT	CCT	RATED	LENS
				DF

#### ADDITIONAL INFORMATION REQUIRED TO ORDER

6	7	8	9	10	11	12	13	14
WIRE INPUT/ OUTPUT	CONNECTOR/ WIRE IN	CONNECTOR/ WIRE OUT	WIRE COLOR	WIRE TYPE	MOUNTING	FINISH	LENGTH (IN)	EXACT/ OPTIMAL
					832			

Sample Part Number: **KCKR-01-SW-4.0-30-DRY-DF-S1A-BW-CLS-WH-CL2-832-ST-48"-E**

1	2	3	4	5
PRODUCT	WATTS/FT	CCT	RATED	LENS
<b>KCKR-01-SW</b> <b>KCKR-01-SW-USA</b>  Select USA option for BAA and BABA projects. Only DRY ratings apply.  See following pages for compatible power supplies.	<b>1.0</b> 1.0W/ft <b>2.0</b> 2.0W/ft <b>4.0</b> 4.0W/ft	<b>20</b> 2000K <b>22</b> 2200K <b>24</b> 2400K <b>27</b> 2700K <b>30</b> 3000K <b>35</b> 3500K <b>40</b> 4000K	<b>DRY</b> IP20	<b>DF</b> Diffused  For representation of LED visibility, see Diode Visibility section on following pages. For beam angles, see Photometric Performance section on following pages
	<b>1.0</b> 1.0W/ft <b>2.0</b> 2.0W/ft <b>4.0</b> 4.0W/ft	<b>24</b> 2400K <b>27</b> 2700K <b>30</b> 3000K <b>35</b> 3500K <b>40</b> 4000K	<b>DMP</b> IP54	

6	7	8
WIRE INPUT/OUTPUT	CONNECTOR/WIRE IN	CONNECTOR/WIRE OUT
<b>SINGLE (Input only)</b> <b>S1A</b> End Feed <b>S1B</b> End Feed <b>S2A</b> Bottom Feed <b>S2B</b> Bottom Feed  For continuous mounting, consider bottom feed.	<b>BW</b> Bare Wire (Standard 24") <b>BRL</b> Barrel <b>CON6</b> Connector 6" <b>CON24</b> Connector 24"  BW: Standard length is 24". Max length is 120". Request custom length by writing in part number next to BW (example: BW48)	<b>CLS</b> Closed End (No feed)
<b>PASS THROUGH (Input/output)</b> <b>P1A</b> End Feed <b>P1B</b> End Feed <b>P2A</b> Bottom Feed <b>P2B</b> Bottom Feed  For continuous mounting, consider bottom feed.	<b>BW</b> Bare Wire (Standard 24") <b>BRL</b> Barrel <b>CON6</b> Connector 6" <b>CON24</b> Connector 24"  BW: Standard length is 24". Max length is 120". Request custom length by writing in part number next to BW (example: BW48)	<b>BW</b> Bare Wire (Standard 24") <b>BRL</b> Barrel <b>CON6</b> Connector 6" <b>CON24</b> Connector 24"  BW: Standard length is 24". Max length is 120". Request custom length by writing in part number next to BW (example: BW48)

9	10	11	12	13	14
WIRE COLOR	WIRE TYPE	MOUNTING	FINISH	LENGTH (IN)	EXACT/OPTIMAL
<b>WH</b> White <b>BK</b> Black <b>N/A</b> For Barrel	<b>CL2</b> Class 2 <b>CL2P</b> Plenum Rated <b>N/A</b> For Barrel  CL2P only available with bare wire leads (BW)	<b>832</b> 832 Silicone	<b>ST</b> Satin <b>CU</b> Custom  Custom finishes require a longer lead time, consult factory	Minimum length is 12", maximum length is 98.43" not including end caps. Contact us for lengths under 12".	<b>E</b> Exact specified length <b>O</b> Optimal illumination  Exact fixtures match the exact length you specify, but they may have dim spots at the ends. Optimal fixtures are slightly shorter than the length specified, but provide full illumination from end to end.

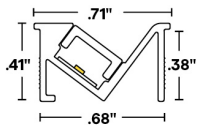
5 year warranty | Warranty only valid with Q-Tran power supplies | Field modifications void warranty | Data subject to change, all data has +/- 5% tolerance



# MICRO 5 KICKER-FLAT (01) STATIC WHITE

24VDC Linear Fixtures - Recessed

## 1 PRODUCT - DIMENSIONS



Profile with flat lens

## 2 DELIVERED LUMENS

[Calculated L70 = 70000 hrs]  
Tested with KCKR-01-SW-\*\*-30-DRY

	1.0 W/FT		2.0 W/FT		4.0 W/FT	
	LM/FT	CRI	LM/FT	CRI	LM/FT	CRI
DF	62	97	123	98	252	98

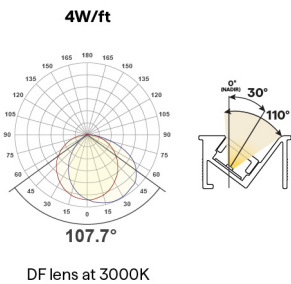
## 5 DIODE VISIBILITY



DF - Diffused lens

## PHOTOMETRIC PERFORMANCE

Nominal beam spread shown, beam spread varies based on light engine. For more detailed information, see photometric data.



## TEMPERATURE RATINGS

		1.0 W/FT		2.0 W/FT		4.0 W/FT	
		Min	Max	Min	Max	Min	Max
DRY	Ambient Operating Temp - Recessed	-4°F	135°F	-4°F	130°F	-4°F	110°F
DMP	Ambient Operating Temp - Recessed	-4°F	130°F	-4°F	125°F	-4°F	105°F




# MICRO 5 KICKER-FLAT (01) STATIC WHITE

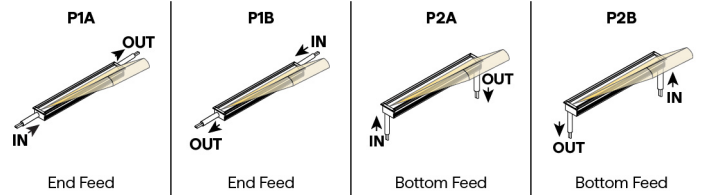
24VDC Linear Fixtures - Recessed

## 6 WIRE INPUT/OUTPUT

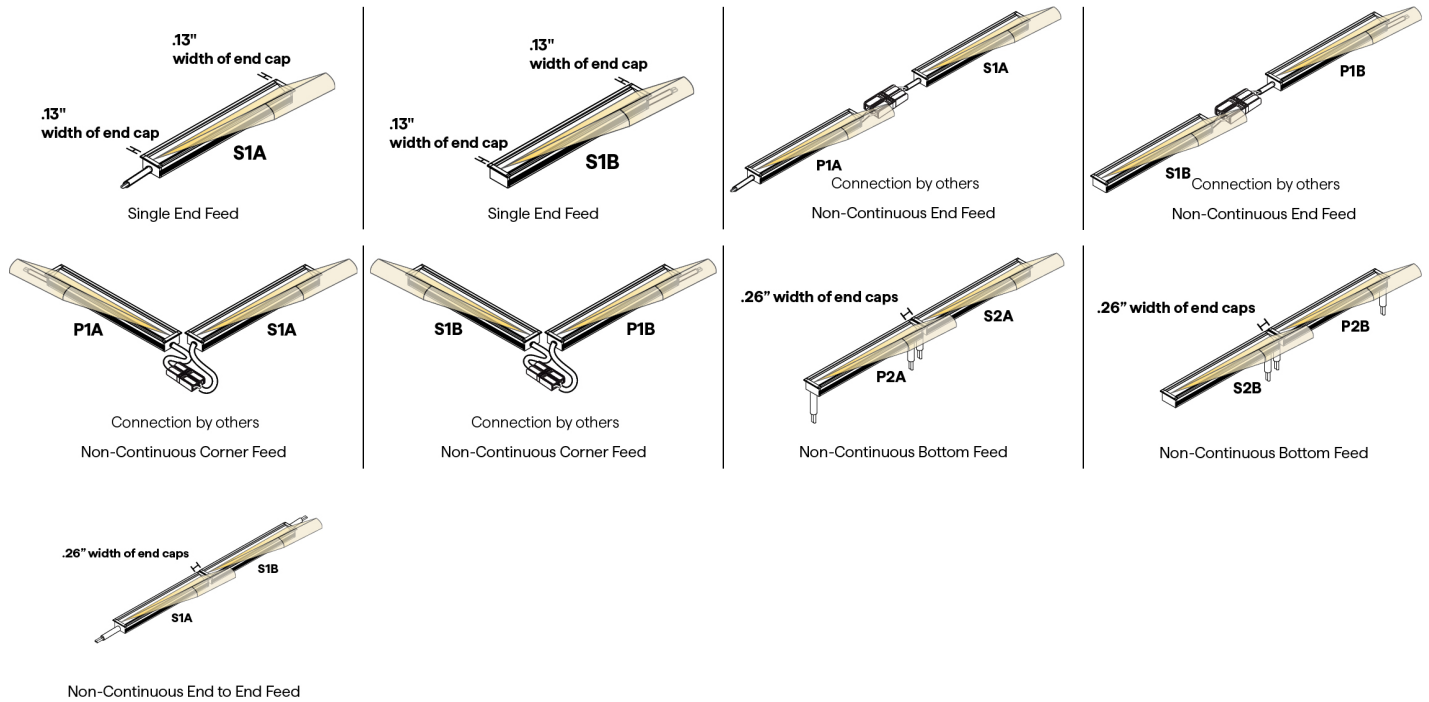
ASYMMETRIC ONLY SINGLE (Input only)



ASYMMETRIC ONLY PASS THROUGH (Input/Output)

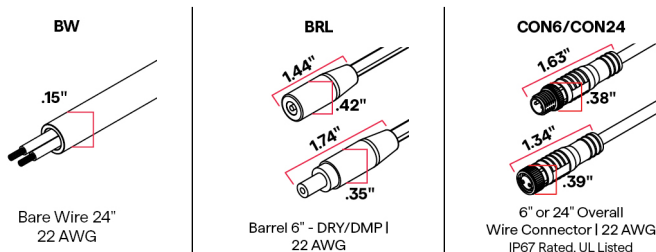


## CONFIGURATION OPTIONS



## 7 / 8 CONNECTOR/WIRE - IN/OUT

Connector/Wire In or Out not needed to specify product. Typical selection is S1 for Wire Input/Output, BW for Connector/Wire In, N/A for Connector/Wire Out



## 9 WIRE COLOR





# MICRO 5 KICKER-FLAT (01) STATIC WHITE

24VDC Linear Fixtures - Recessed

## 11 MOUNTING

832



832 Silicone

Sold separately

## 12 FINISH

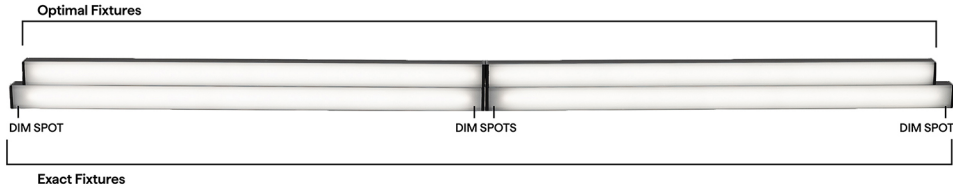


Satin

Custom finishes require a longer lead time, consult factory

## 14 EXACT/OPTIMAL FIXTURE LENGTH

Exact fixtures are the exact length specified. Optimal fixtures' length is rounded down based on LED cut points to allow the fixture to be illuminated end to end. For runs with multiple fixtures that need to fill a specific length, it's recommended to order all optimal fixtures with an exact fixture at the end of the run.



## SW DRY DMP LENGTHS BY INCH

Available in any length in between 12" and 98.43" not including end caps, chart below shows example lengths. Exact fixtures are the length specified. Optimal fixtures' length is rounded down with illumination end to end. All fixtures' tolerance is +0 - 1/8". Consult factory for lengths under 12".



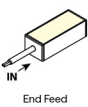
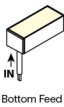
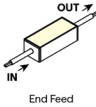
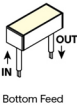
# MICRO 5 KICKER-FLAT (01) STATIC WHITE

## 24VDC Linear Fixtures - Recessed

### EXACT LENGTH

Requested Length	Potential dim spot on either end of fixture
12"	.5"
13"	.5"
14"	.5"
15"	.5"
16"	.5"
17"	.5"
18"	.5"
19"	.5"
20"	.5"
21"	.5"
22"	.5"
23"	.5"
24"	.5"
36"	.5"
48"	.5"
60"	.5"
72"	.5"
84"	.5"
96"	.5"

### OPTIMAL LENGTH

Requested Nominal Length	S1A/B & S2A/B		P1A/B & P2A/B	
	 S1 End Feed	 S2 Bottom Feed	 P1 End Feed	 P2 Bottom Feed
12"		11.5"		11.75"
13"		12.5"		12.75"
14"		13.5"		13.75"
15"		14.5"		14.75"
16"		15.5"		15.75"
17"		16.5"		16.75"
18"		17.5"		17.75"
19"		18.5"		18.75"
20"		19.5"		19.75"
21"		20.5"		20.75"
22"		21.5"		21.75"
23"		22.5"		22.75"
24"		23.5"		23.75"
36"		35.5"		35.75"
48"		47.5"		47.75"
60"		59.5"		59.75"
72"		71.5"		71.75"
84"		83.5"		83.75"
96"		95.5"		95.75"

### COMPATIBLE POWER SUPPLIES

See power supplies cut sheets for more information. Data subject to change, all data has +/- 5% tolerance.

DIM TO LEVEL	INDOOR
	MICRO 5-SW
Dim to Black	Q6M-DC+CAP QTM-DC+CAP iQ-PH iQ-PH+QD1
0.1%	QT-CAB-QZ-PH/0-10V QT-CAB-eLED+0-10V QT-CAB-eLED+0-10V-AWN QT-CAB-eLED+DALI-DT6 QT-CAB-eLED+DALI-DT6-AWN QTM-eLED+0-10V QTM-eLED+0-10V-AWN QTM-eLED+DALI-DT6 QTM-eLED+DALI-DT6-AWN QZ-BOWTIE+DIMMER QZ-DMX QZ-PH/0-10V QZ-STICK-PH/0-10V QZLP
1%	QTM-eLED(E) QZ-DALI-DT6
10%	Non-Dim Power Supply with SW App Dongle










MICRO 5 KICKER-FLAT (01) STATIC WHITE

24VDC Linear Fixtures - Recessed

DIMMING PROTOCOL	INDOOR
	MICRO 5-SW
Non-Dim	QT-CAB-eLED-ND QTM-eLED-ND QZ-ND
Phase	Q6M-DC+CAP QT-CAB-QZ-PH/0-10V QTM-DC+CAP QTM-eLED(E) QZ-BOWTIE+DIMMER QZ-PH/0-10V QZ-STICK-PH/0-10V QZLP IQ-PH IQ-PH+QD1
0-10V	QT-CAB-QZ-PH/0-10V QT-CAB-eLED+0-10V QT-CAB-eLED+0-10V-AWN QTM-eLED+0-10V QTM-eLED+0-10V-AWN QZ-PH/0-10V QZ-STICK-PH/0-10V QZLP
Lutron Athena	QT-CAB-eLED+0-10V-AWN QT-CAB-eLED+DALI-DT6-AWN QTM-eLED+0-10V-AWN QTM-eLED+DALI-DT6-AWN
ECO System	QTM-eLED(E)
DMX	QZ-DMX
DALI-2: DT6	QT-CAB-eLED+DALI-DT6 QT-CAB-eLED+DALI-DT6-AWN QTM-eLED+DALI-DT6 QTM-eLED+DALI-DT6-AWN QZ-DALI-DT6
SCENE App Dimmed	Non-Dim Power Supply with SW App Dongle

COMPATIBLE WIRING ACCESSORIES

<div>Q-mini-J</div> <div></div> <div>UL Listed, miniature junction box, DRY/DMP (WET rated with silicone)</div>	<div>Q-mini-J5</div> <div></div> <div>UL Listed, miniature junction box, DRY/DMP (WET rated with silicone)</div>	<div>BARREL-EXT</div> <div></div> <div>8ft barrel cable extender DRY ONLY</div>	<div>BARREL FOUR-FER</div> <div></div> <div>Splits lead from one to four LED Barrel connector fixtures, DRY/DMP</div>	<div>CON120-EXT</div> <div></div> <div>10ft Con cable extender DRY/DMP/WET</div>	<div>CON FOUR-FER</div> <div></div> <div>Splits lead from one to four LED Con connectors DRY/DMP/WET</div>	<div>CON M - BARREL F</div> <div></div> <div>Male con to barrel cable adaptor DRY/DMP</div>
--	---	--	--	---	---	---

COMPATIBLE CONTROL ACCESSORIES

<div>SCENE APP DONGLE</div> <div></div> <div>Wi-Fi or Bluetooth Connectivity</div>
---



## MICRO 5 KICKER-FLAT (01) STATIC WHITE

24VDC Linear Fixtures - Recessed

---

### COMPATIBLE APPS

#### NFC APP



Read and write  
DMX addresses and  
adjust voltage