



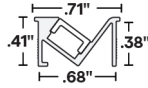

MICRO 5 KICKER-FLAT (01)

STATIC WHITE

24VDC Linear Fixtures - Recessed



410.2 & 410.16
Closet Rated
in 1.0-2.0W/ft



- MICRO 5 Series linear LED fixture engineered for exceptional light quality and even distribution, seamlessly blending with millwork details
- Asymmetrical fixture with 110° focused beam 30° off-nadir
- Ideal for recessed installations that call for low-profile light in small areas
- Red, Green, and Blue LED allows for color changing applications
- Suitable for installation in the storage area of a clothes closet when specified with LEDs at 2.0 watts or less per foot per NEC regulations
- Consult factory for field assembly options

INFORMATION REQUIRED FOR LIGHTING SCHEDULE

1	2	3	4	5
PRODUCT	WATTS/ FT	CCT	RATED	LENS
				DF

ADDITIONAL INFORMATION REQUIRED TO ORDER

6	7	8	9	10	11	12	13	14
WIRE INPUT/ OUTPUT	CONNECTOR/ WIRE IN	CONNECTOR/ WIRE OUT	WIRE COLOR	WIRE TYPE	MOUNTING	FINISH	LENGTH (IN)	EXACT/ OPTIMAL
					832			

Sample Part Number: **KCKR-01-SW-4.0-30-DRY-DF-S1A-BW-CLS-WH-CL2-832-ST-48"-E**

1	2	3	4	5
PRODUCT	WATTS/FT	CCT	RATED	LENS
KCKR-01-SW KCKR-01-SW-USA Select USA option for BAA and BABA projects. Only DRY ratings apply. See following pages for compatible power supplies.	1.0 1.0W/ft 2.0 2.0W/ft 4.0 4.0W/ft	20 2000K 22 2200K 24 2400K 27 2700K 30 3000K 35 3500K 40 4000K	DRY IP20	DF Diffused For representation of LED visibility, see Diode Visibility section on following pages. For beam angles, see Photometric Performance section on following pages
	1.0 1.0W/ft 2.0 2.0W/ft 4.0 4.0W/ft	24 2400K 27 2700K 30 3000K 35 3500K 40 4000K	DMP IP54	

6	7	8
WIRE INPUT/OUTPUT	CONNECTOR/WIRE IN	CONNECTOR/WIRE OUT
SINGLE (Input only) S1A End Feed S1B End Feed S2A Bottom Feed S2B Bottom Feed For continuous mounting, consider bottom feed.	BW Bare Wire (Standard 24") BRL Barrel CON6 Connector 6" CON24 Connector 24" BW: Standard length is 24". Max length is 120". Request custom length by writing in part number next to BW (example: BW48)	CLS Closed End (No feed)
PASS THROUGH (Input/output) P1A End Feed P1B End Feed P2A Bottom Feed P2B Bottom Feed For continuous mounting, consider bottom feed.	BW Bare Wire (Standard 24") BRL Barrel CON6 Connector 6" CON24 Connector 24" BW: Standard length is 24". Max length is 120". Request custom length by writing in part number next to BW (example: BW48)	BW Bare Wire (Standard 24") BRL Barrel CON6 Connector 6" CON24 Connector 24" BW: Standard length is 24". Max length is 120". Request custom length by writing in part number next to BW (example: BW48)

9	10	11	12	13	14
WIRE COLOR	WIRE TYPE	MOUNTING	FINISH	LENGTH (IN)	EXACT/OPTIMAL
WH White BK Black N/A For Barrel	CL2 Class 2 CL2P Plenum Rated N/A For Barrel CL2P only available with bare wire leads (BW)	832 832 Silicone	ST Satin BK Black CU Custom Custom finishes require a longer lead time, consult factory	Minimum length is 12", maximum length is 98.43" not including end caps. Contact us for lengths under 12".	E Exact specified length O Optimal illumination

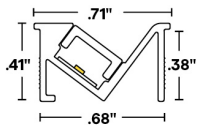
5 year warranty | Warranty only valid with Q-Tran power supplies | Field modifications void warranty | Data subject to change, all data has +/- 5% tolerance



MICRO 5 KICKER-FLAT (01) STATIC WHITE

24VDC Linear Fixtures - Recessed

1 PRODUCT - DIMENSIONS




Profile with flat lens

2 DELIVERED LUMENS

[Calculated L70 = 70000 hrs]
Tested with KCKR-01-SW-**-30-DRY

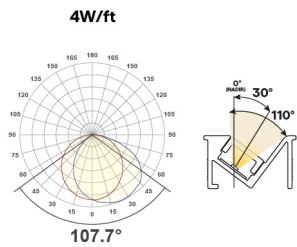
	1.0 W/FT		2.0 W/FT		4.0 W/FT	
	LM/FT	CRI	LM/FT	CRI	LM/FT	CRI
DF	62	97	123	98	252	98

5 DIODE VISIBILITY



PHOTOMETRIC PERFORMANCE

Nominal beam spread shown, beam spread varies based on light engine. For more detailed information, see photometric data.





MICRO 5 KICKER-FLAT (01) STATIC WHITE


24VDC Linear Fixtures - Recessed

TEMPERATURE RATINGS

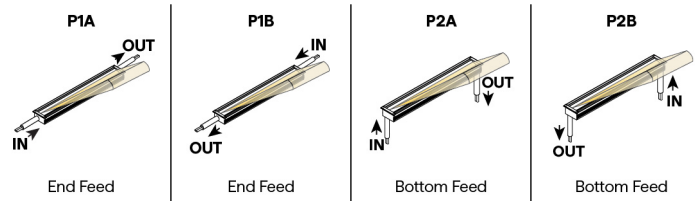
		1.0 W/FT		2.0 W/FT		4.0 W/FT	
		Min	Max	Min	Max	Min	Max
DRY	Ambient Operating Temp - Recessed	-4°F	135°F	-4°F	130°F	-4°F	110°F
DMP	Ambient Operating Temp - Recessed	-4°F	130°F	-4°F	125°F	-4°F	105°F

6 WIRE INPUT/OUTPUT

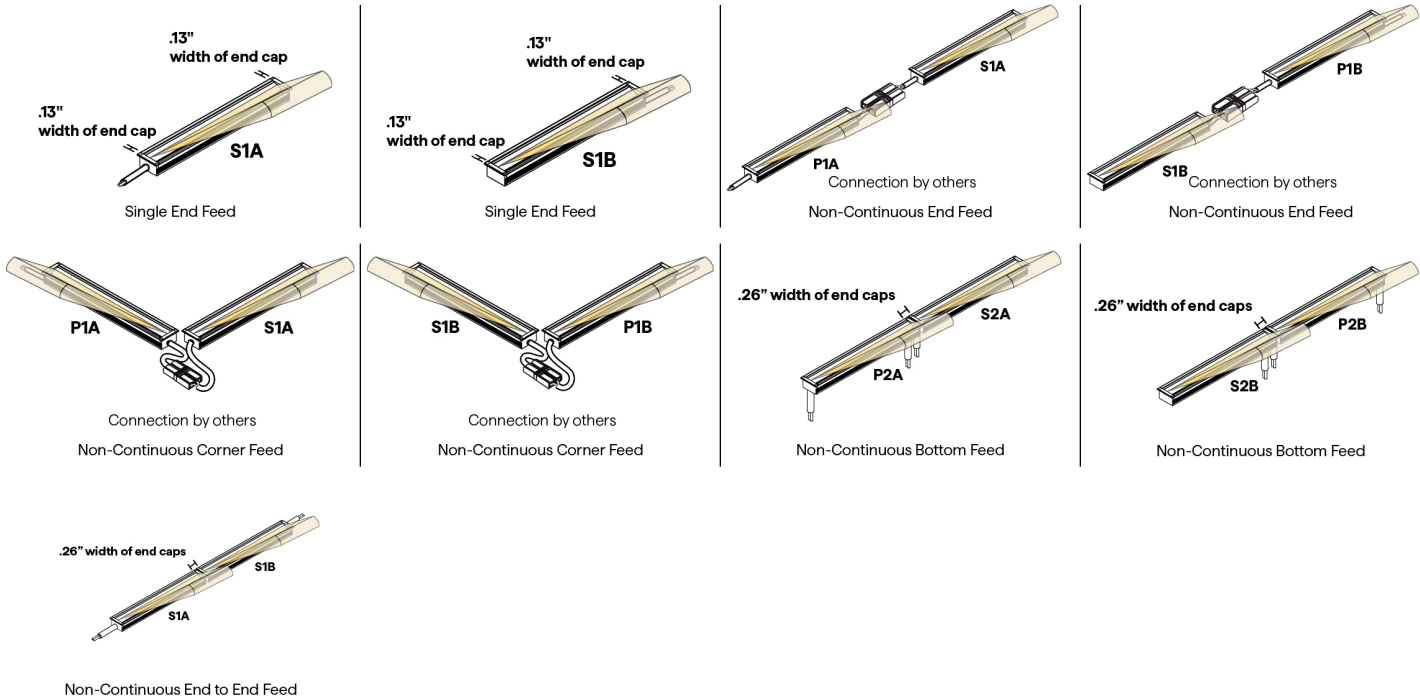
ASYMMETRIC ONLY SINGLE (Input only)



ASYMMETRIC ONLY PASS THROUGH (Input/Output)



CONFIGURATION OPTIONS



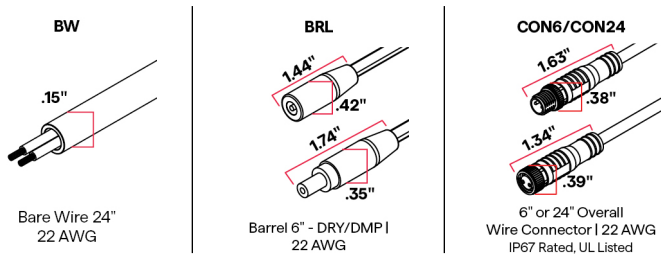


MICRO 5 KICKER-FLAT (01) STATIC WHITE

24VDC Linear Fixtures - Recessed

7 / 8 CONNECTOR/WIRE – IN/OUT

Connector/Wire In or Out not needed to specify product. Typical selection is S1 for Wire Input/Output, BW for Connector/Wire In, N/A for Connector/Wire Out




9 WIRE COLOR



11 MOUNTING

832



832 Silicone

Sold separately

12 FINISH

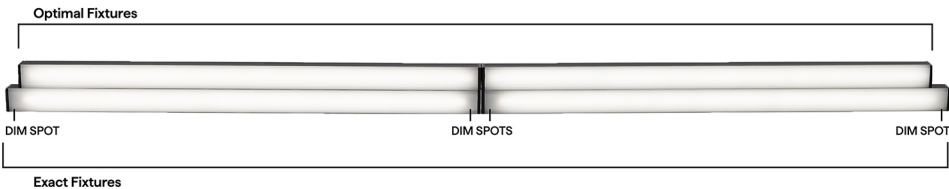


Custom finishes require a longer lead time, consult factory

15 EXACT/OPTIMAL FIXTURE LENGTH

[E/O Length Calculator →](#) [E/O Explained →](#)

Exact fixtures are the exact length specified. Optimal fixtures' length is rounded down based on LED cut points to allow the fixture to be illuminated end to end. For runs with multiple fixtures that need to fill a specific length, it's recommended to order all optimal fixtures with an exact fixture at the end of the run.





MICRO 5 KICKER-FLAT (01) STATIC WHITE

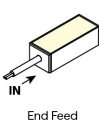

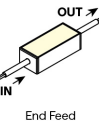

24VDC Linear Fixtures - Recessed

SW DRY DMP LENGTHS BY INCH

EXACT LENGTH

Requested Length	Potential dim spot on either end of a S1 fixture <div>S1 </div>
12"	0.5"
13"	0.5"
14"	0.5"
15"	0.5"
16"	0.5"
17"	0.5"
18"	0.5"
19"	0.5"
20"	0.5"
21"	0.5"
22"	0.5"
23"	0.5"
24"	0.5"
36"	0.5"
48"	0.5"
60"	0.5"
72"	0.5"
84"	0.5"
96"	0.5"

OPTIMAL LENGTH

Requested Nominal Length	S1A/B & S2A/B		P1A/B & P2A/B	
	S1 	S2 	P1 	P2 
12"	11.50"		11.75"	
13"	12.50"		12.75"	
14"	13.50"		13.75"	
15"	14.50"		14.75"	
16"	15.50"		15.75"	
17"	16.50"		16.75"	
18"	17.50"		17.75"	
19"	18.50"		18.75"	
20"	19.50"		19.75"	
21"	20.50"		20.75"	
22"	21.50"		21.75"	
23"	22.50"		22.75"	
24"	23.50"		23.75"	
36"	35.50"		35.75"	
48"	47.50"		47.75"	
60"	59.50"		59.75"	
72"	71.50"		71.75"	
84"	83.50"		83.75"	
96"	95.50"		95.75"	

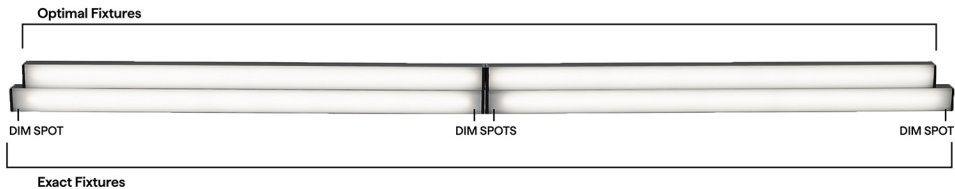
14

EXACT/OPTIMAL FIXTURE LENGTH

E/O Length Calculator →

E/O Explained →

Exact fixtures are the exact length specified. Optimal fixtures' length is rounded down based on LED cut points to allow the fixture to be illuminated end to end. For runs with multiple fixtures that need to fill a specific length, it's recommended to order all optimal fixtures with an exact fixture at the end of the run.





MICRO 5 KICKER-FLAT (01) STATIC WHITE

24VDC Linear Fixtures - Recessed

COMPATIBLE POWER SUPPLIES

See power supplies cut sheets for more information. Data subject to change, all data has +/- 5% tolerance.

DIM TO LEVEL	INDOOR
	MICRO 5-SW
Dim to Black	Q6M-DC+CAP QTM-DC+CAP IQ-PH+QD1
0.1%	QT-CAB-QZ-PH/0-10V QT-CAB-eLED+0-10V QT-CAB-eLED+0-10V-AWN QT-CAB-eLED+DALI-DT6 QT-CAB-eLED+DALI-DT6-AWN QTM-eLED+0-10V QTM-eLED+0-10V-AWN QTM-eLED+DALI-DT6 QTM-eLED+DALI-DT6-AWN QZ-BOWTIE+DIMMER QZ-DMX QZ-PH/0-10V QZ-STICK-PH/0-10V QZLP
1%	QTM-eLED(E) QZ-DALI-DT6
10%	Non-Dim Power Supply with SW App Dongle








DIMMING PROTOCOL	INDOOR
	MICRO 5-SW
Non-Dim	QT-CAB-eLED-ND QTM-eLED-ND QZ-ND
Phase	Q6M-DC+CAP QT-CAB-QZ-PH/0-10V QTM-DC+CAP QTM-eLED(E) QZ-BOWTIE+DIMMER QZ-PH/0-10V QZ-STICK-PH/0-10V QZLP IQ-PH+QD1
0-10V	QT-CAB-QZ-PH/0-10V QT-CAB-eLED+0-10V QT-CAB-eLED+0-10V-AWN QTM-eLED+0-10V QTM-eLED+0-10V-AWN QZ-PH/0-10V QZ-STICK-PH/0-10V QZLP
Lutron Athena	QT-CAB-eLED+0-10V-AWN QT-CAB-eLED+DALI-DT6-AWN QTM-eLED+0-10V-AWN QTM-eLED+DALI-DT6-AWN
ECO System	QTM-eLED(E)
DMX	QZ-DMX
DALI-2: DT6	QT-CAB-eLED+DALI-DT6 QT-CAB-eLED+DALI-DT6-AWN QTM-eLED+DALI-DT6 QTM-eLED+DALI-DT6-AWN QZ-DALI-DT6
SCENE App Dimmed	Non-Dim Power Supply with SW App Dongle



MICRO 5 KICKER-FLAT (01) STATIC WHITE

24VDC Linear Fixtures - Recessed

COMPATIBLE WIRING ACCESSORIES

<p>Q-mini-J</p>  <p>1.25" x 2"</p> <p>UL Listed, miniature junction box, DRY/DMP (WET rated with silicone)</p>	<p>Q-mini-J5</p>  <p>2.27" x 2.80"</p> <p>UL Listed, miniature junction box, DRY/DMP (WET rated with silicone)</p>	<p>BARREL-EXT</p>  <p>8ft barrel cable extender DRY ONLY</p>	<p>BARREL FOUR-FER</p>  <p>Splits lead from one to four LED Barrel connector fixtures, DRY/DMP</p>	<p>CON120-EXT</p>  <p>10ft Con cable extender DRY/DMP/WET</p>	<p>CON FOUR-FER</p>  <p>Splits lead from one to four LED Con connectors DRY/DMP/WET</p>	<p>CON M - BARREL F</p>  <p>Male con to barrel cable adaptor DRY/DMP</p>
--	--	--	--	---	---	---

COMPATIBLE CONTROL ACCESSORIES

SCENE APP DONGLE



COMPATIBLE APPS

