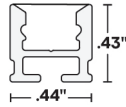





MICRO 5 ALTA-ENCAPSULATED (03) RGB

24VDC Linear Fixtures - Surface & Recessed



- Polyurethane filled MICRO 5 fixture with an IP67 and IK10 rating
- An encapsulated lens complements ALTA's modern and discreet design
- Ideal for surface mounted or recessed installations
- 55% smaller than Q-Tran's standard size fixture (TALO)

1	2	3	4	5	6	7	8	9	10	11	12	13	14
PRODUCT	WATTS/FT	CCT	RATED	LENS	WIRE INPUT/ OUTPUT	CONNECTOR/ WIRE IN	CONNECTOR/ WIRE OUT	WIRE COLOR	WIRE TYPE	MOUNTING	FINISH	LENGTH (IN)	EXACT/ OPTIMAL
ALTA-03-RGB	4.0	RGB	ENC										

Sample Part Number: **ALTA-03-RGB-4.0-RGB-DRY-TL-S1-BW-CLS-WH-CL2-SST-ST-48"-E**

<div>1</div> <div>PRODUCT</div> <div>ALTA-03-RGB</div> <div>See following pages for compatible power supplies.</div>	<div>2</div> <div>WATTS/FT</div> <div>4.04.0W/ft</div>	<div>3</div> <div>CCT</div> <div>RGB</div>	<div>4</div> <div>RATED</div> <div>ENCIP67</div>	<div>5</div> <div>LENS</div> <div>CLClear TLTranslucent</div> <div>For representation of LED visibility, see Diode Visibility section on following pages. For beam angles, see Photometric Performance section on following pages</div>	
<div>6</div> <div>WIRE INPUT/OUTPUT</div> <div>S1Single 1 (Input only) - End Feed S2Single 2 (Input only) - Bottom Feed</div> <div>For continuous mounting, consider bottom feed. When using TBC Mounting, a bare wire S2 wire feed is recommended. See install instructions for details.</div> <div>P1Pass Through 1 (Input/output) - End Feed P2Pass Through 2 (Input/output) - Bottom Feed</div> <div>For continuous mounting, consider bottom feed. When using TBC Mounting, a bare wire S2 wire feed is recommended. See install instructions for details.</div>	<div>7</div> <div>CONNECTOR/WIRE IN</div> <div>BWCON6CON24Bare Wire (Standard 24") Connector 6" Connector 24"</div> <div>BW: Standard length is 24", Max length is 120". Request custom length by writing in part number next to BW (example: BW48)</div> <div>BWCON6CON24Bare Wire (Standard 24") Connector 6" Connector 24"</div> <div>BW: Standard length is 24", Max length is 120". Request custom length by writing in part number next to BW (example: BW48)</div>	<div>8</div> <div>CONNECTOR/WIRE OUT</div> <div>CLS Closed End (No feed)</div> <div>BWCON6CON24Bare Wire (Standard 24") Connector 6" Connector 24"</div> <div>BW: Standard length is 24", Max length is 120". Request custom length by writing in part number next to BW (example: BW48)</div>			
<div>9</div> <div>WIRE COLOR</div> <div>WHWhite BKBlack</div>	<div>10</div> <div>WIRE TYPE</div> <div>CL2Class 2 CL2PPlenum Rated</div> <div>CL2P only available with bare wire leads (BW)</div>	<div>11</div> <div>MOUNTING</div> <div>SSTStainless Steel MGMagnet TBC-099/16" Flat or Tegular TB-Grid TBC-1015/16" Flat or Tegular TB-Grid</div>	<div>12</div> <div>FINISH</div> <div>STSatin BKBlack CUCustom</div>	<div>13</div> <div>LENGTH (IN)</div> <div>Minimum length is 12", maximum length is 98.43" not including end caps. Contact us for lengths under 12".</div>	<div>14</div> <div>EXACT/OPTIMAL</div> <div>EExact specified length OOptimal illumination</div> <div>Exact fixtures match the exact length you specify, but they may have dim spots at the ends. Optimal fixtures are slightly shorter than the length specified, but provide full illumination from end to end.</div>

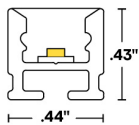
5 year warranty | Warranty only valid with QTL power supplies | Field modifications void warranty | Data subject to change, all data has +/- 5% tolerance



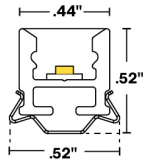
MICRO 5 ALTA-ENCAPSULATED (03) RGB

24VDC Linear Fixtures - Surface & Recessed

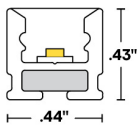
1 PRODUCT - DIMENSIONS



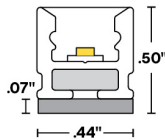
Profile



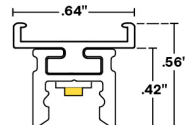
Profile with stainless steel mounting clip



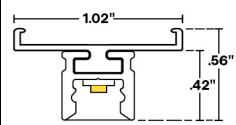
Profile with magnet mounting clip



Profile with magnet mount accessory



Profile with TBC-09



Profile with TBC-10

2 DELIVERED LUMENS

[Calculated L70 = 40000 hrs]
Tested with ALTA-03-RGB-4.0-RGB-ENC

	Red		Green		Blue		All
	LM/FT	Wavelength	LM/FT	Wavelength	LM/FT	Wavelength	
CL	31	630	96	524	28	470	139
TL	24	630	75	523	22	470	109

5 DIODE VISIBILITY

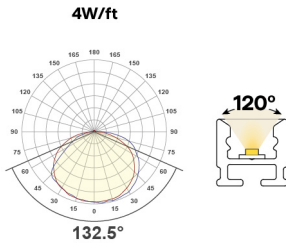


ENC/CL - Clear encapsulation

ENC/TL - Translucent encapsulation

PHOTOMETRIC PERFORMANCE

Nominal beam spread shown, beam spread varies based on light engine. For more detailed information, see photometric data.



ENC/CL in green

TEMPERATURE RATINGS

	4.0 W/FT	
	Min	Max
Ambient Operating Temp - Recessed	**	**
Ambient Operating Temp - Surface	-4°F	115°F

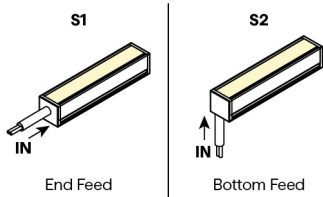


MICRO 5 ALTA-ENCAPSULATED (03) RGB

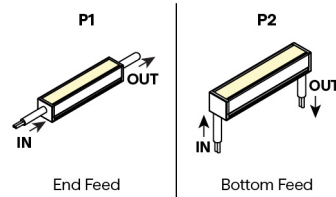
24VDC Linear Fixtures - Surface & Recessed

6 WIRE INPUT/OUTPUT

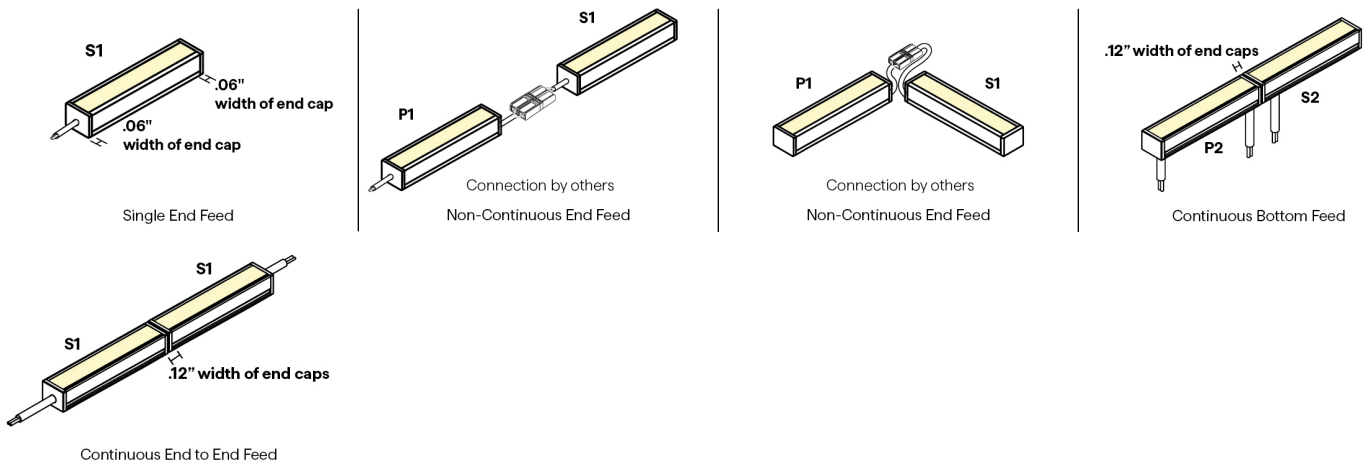
SINGLE (Input only)



PASS THROUGH (Input/Output)

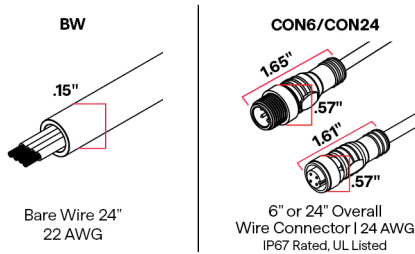


CONFIGURATION OPTIONS



7 / 8 CONNECTOR/WIRE - IN/OUT

Connector/Wire In or Out not needed to specify product. Typical selection is S1 for Wire Input/Output, BW for Connector/Wire In, N/A for Connector/Wire Out



9 WIRE COLOR





MICRO 5 ALTA-ENCAPSULATED (03) RGB

24VDC Linear Fixtures - Surface & Recessed

11 MOUNTING


SST	MG	MMA-03	TBC-09	TBC-10
Stainless Steel Clip	Magnet Clip	Magnet Mount Accessory for MG-03	Plastic T-Bar Clip	Plastic T-Bar Clip
2 pieces of hardware provided for 4' or less; 4 pieces provided for greater than 4'	One MG provided per foot	96" lengths Sold separately, to order use MMA-03	Use on 9/16" Flat or Tegular Drop Ceiling	Use on 15/16" Flat or Tegular Drop Ceiling
To order separately use SST-08	To order separately use MG-03	Each bracket comes with 2 #6 x 5/8" Flat Head SS per foot	2 clips provided for first 12"; 1 clip provided for each additional 12" or less length	2 clips provided for first 12"; 1 clip provided for each additional 12" or less length
Each clip comes with a #4 x 5/8" Flat Head SS		Required when mounting to a non-magnetic surface	To order separately use TBC-09	To order separately use TBC-10
			Each pair of clips comes with M2.5 x 4mm set screw and Allen key	Each pair of clips comes with M2.5 x 4mm set screw and Allen key

12 FINISH



14 EXACT/OPTIMAL FIXTURE LENGTH

Exact fixtures are the exact length specified. Optimal fixtures' length is rounded down based on LED cut points to allow the fixture to be illuminated end to end. For runs with multiple fixtures that need to fill a specific length, it's recommended to order all optimal fixtures with an exact fixture at the end of the run.





MICRO 5 ALTA-ENCAPSULATED (03) RGB

24VDC Linear Fixtures - Surface & Recessed

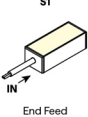
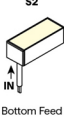
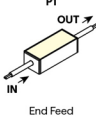
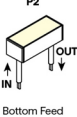
RGB ENC LENGTHS BY INCH

Available in any length in between 12" and 98.43" not including end caps, chart below shows example lengths. Exact fixtures are the length specified. Optimal fixtures' length is rounded down with illumination end to end. All fixtures' tolerance is +0 - 1/8". Consult factory for lengths under 12".

EXACT LENGTH

Requested Length	Potential dim spot on either end of fixture
12"	1"
13"	.5"
14"	1"
15"	.5"
16"	1"
17"	.5"
18"	1"
19"	.5"
20"	1"
21"	.5"
22"	1"
23"	.5"
24"	1"
36"	1"
48"	1"
60"	1"
72"	1"
84"	1"
96"	1"

OPTIMAL LENGTH: highlighted rows are closest to requested nominal length

Requested Nominal Length	S1 & S2		P1 & P2	
	 End Feed	 Bottom Feed	 End Feed	 Bottom Feed
12"		10.38"		10.63"
13"		12.38"		12.63"
14"		12.38"		12.63"
15"		14.38"		14.63"
16"		14.38"		14.63"
17"		16.38"		16.63"
18"		16.38"		16.63"
19"		18.38"		18.63"
20"		18.38"		18.63"
21"		20.38"		20.63"
22"		20.38"		20.63"
23"		22.38"		22.63"
24"		22.38"		22.63"
36"		34.38"		34.63"
48"		46.38"		46.63"
60"		58.38"		58.63"
72"		70.38"		70.63"
84"		82.38"		82.63"
96"		94.38"		94.63"

COMPATIBLE POWER SUPPLIES

See power supplies cut sheets for more information. Data subject to change, all data has +/- 5% tolerance.

DIM TO LEVEL	INDOOR	OUTDOOR
	MICRO 5-RGB	MICRO 5-RGB
0.1%	QT-CAB-eLED+DALI-DT8 QT-CAB-eLED+DMX QTM-eLED+DALI-DT8 QTM-eLED+DMX QZ-DMX	Q-SET-QZ-DMX QOM-eLED+DALI-DT8 QOM-eLED+DMX QOM-eLED+PS-DALI-DT8 QZ-DMX
1%	QZ-DALI-DT8	Q-SET+QZ-DALI-DT8 QZ-DALI-DT8
10%	Non-Dim Power Supply with RGB App Dongle	

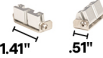




DIMMING PROTOCOL	INDOOR	OUTDOOR
	MICRO 5-RGB	MICRO 5-RGB
DMX	QTM-eLED+DMX QZ-DMX	Q-SET-QZ-DMX QOM-eLED+DMX QZ-DMX
DALI-2: DT8	QT-CAB-eLED+DALI-DT8 QTM-eLED+DALI-DT8 QZ-DALI-DT8	Q-SET+QZ-DALI-DT8 QOM-eLED+DALI-DT8 QZ-DALI-DT8
SCENE App Dimmed	Non-Dim Power Supply with RGB App Dongle	



MICRO 5 ALTA-ENCAPSULATED (03) RGB


24VDC Linear Fixtures - Surface & Recessed

COMPATIBLE MOUNTING ACCESSORIES

HINGE - HMB-S	VHB	BL-MICRO	NL-MICRO	SD-L-MICRO
 1.41" .51"				
Adjustable mounting bracket - Small	Double sided mounting tape	Backwards L Mounting Bracket	L Mounting Bracket	L Mounting Bracket

COMPATIBLE WIRING ACCESSORIES

Q-mini-J5



UL Listed, miniature junction box, DRY/DMP (WET rated with silicone)

COMPATIBLE CONTROL ACCESSORIES

SCENE APP DONGLE



Wi-Fi or Bluetooth Connectivity

COMPATIBLE APPS

NFC APP



Read and write DMX addresses and adjust voltage