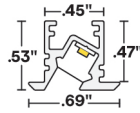





MICRO 5 POP FLANGE- ENCAPSULATED (03) STATIC WHITE

24VDC Linear Fixtures - Recessed



- MICRO 5 Series linear LED flanged fixture engineered for exceptional light quality and even distribution, seamlessly blending with millwork details
- Asymmetric fixture with a 75° focused beam 20° off-nadir
- Features high-quality LED strips encapsulated in polyurethane in a rigid extrusion providing a robust fixture
- Encapsulation is available in clear or translucent
- Suitable for indoor and outdoor locations
- Ideal for recessed installations that call for low-profile light in small areas
- Suitable for installation in the storage area of a clothes closet when specified with LEDs at 2.0 watts or less per foot per NEC regulations



Declare.

INFORMATION REQUIRED FOR LIGHTING SCHEDULE

1	2	3	4	5
PRODUCT	WATTS/ FT	CCT	RATED	LENS
			ENC	TL

ADDITIONAL INFORMATION REQUIRED TO ORDER

6	7	8	9	10	11	12	13	14
WIRE INPUT/ OUTPUT	CONNECTOR/ WIRE IN	CONNECTOR/ WIRE OUT	WIRE COLOR	WIRE TYPE	MOUNTING	FINISH	LENGTH (IN)	EXACT/ OPTIMAL

Sample Part Number: **POPF-03-SW-4.0-24/30-ENC-TL-S1A-BW-CLS-WH-CL2-MG-ST-48"-E**

1 PRODUCT POPF-03-SW POPF-03-SW-USA Select USA option for BAA and BABA projects. See following pages for compatible power supplies.	2 WATTS/FT 1.0 1.0W/ft 2.0 2.0W/ft 4.0 4.0W/ft	3 CCT 24 2400K 27 2700K 30 3000K 35 3500K 40 4000K	4 RATED ENC IP67	5 LENS TL Translucent For representation of LED visibility, see Diode Visibility section on following pages. For beam angles, see Photometric Performance section on following pages	
6 WIRE INPUT/OUTPUT SINGLE (Input only) S1A End Feed S1B End Feed S2A Bottom Feed S2B Bottom Feed For continuous mounting, consider bottom feed. PASS THROUGH (Input/output) P1A End Feed P1B End Feed P2A Bottom Feed P2B Bottom Feed For continuous mounting, consider bottom feed.	7 CONNECTOR/WIRE IN BW Bare Wire (Standard 24") BRL Barrel CON6 Connector 6" CON24 Connector 24" BW: Standard length is 24"; Max length is 120". Request custom length by writing in part number next to BW (example: BW48) BW Bare Wire (Standard 24") BRL Barrel CON6 Connector 6" CON24 Connector 24" BW: Standard length is 24"; Max length is 120". Request custom length by writing in part number next to BW (example: BW48)	8 CONNECTOR/WIRE OUT CLS Closed End (No feed) BW Bare Wire (Standard 24") BRL Barrel CON6 Connector 6" CON24 Connector 24" BW: Standard length is 24"; Max length is 120". Request custom length by writing in part number next to BW (example: BW48)			
9 WIRE COLOR WH White BK Black N/A For Barrel	10 WIRE TYPE CL2 Class 2 CL2P Plenum Rated N/A For Barrel CL2P only available with bare wire leads (BW)	11 MOUNTING MG Magnet 832 832 Silicone SP Spring Clip PL Plastic Clip	12 FINISH ST Satin BK Black BZ Bronze WH White CU Custom Custom finishes require a longer lead time, consult factory	13 LENGTH (IN) Minimum length is 12", maximum length is 98.43" not including end caps. Contact us for lengths under 12".	14 EXACT/OPTIMAL E Exact specified length O Optimal illumination Exact fixtures match the exact length you specify, but they may have dim spots at the ends. Optimal fixtures are slightly shorter than the length specified, but provide full illumination from end to end.

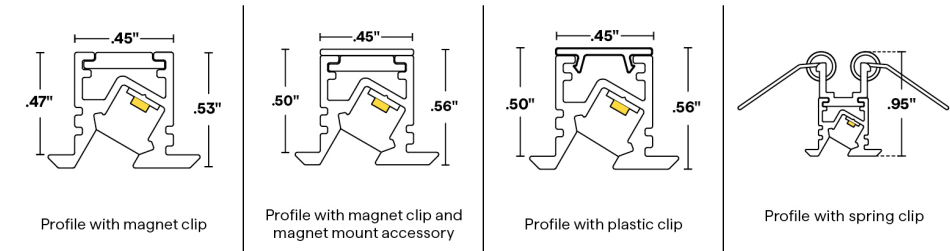
5 year warranty | Warranty only valid with QTL power supplies | Field modifications void warranty | Data subject to change, all data has +/- 5% tolerance



MICRO 5 POP FLANGE-ENCAPSULATED (03) STATIC WHITE

24VDC Linear Fixtures - Recessed

1 PRODUCT - DIMENSIONS

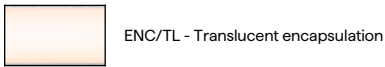


2 DELIVERED LUMENS

[Calculated L70 = 40000 hrs]
Tested with POPF-03-SW-**-30-ENC

	1.0 W/FT		2.0 W/FT		4.0 W/FT	
	LM/FT	CRI	LM/FT	CRI	LM/FT	CRI
TL	28	95	55	95	118	95

5 DIODE VISIBILITY

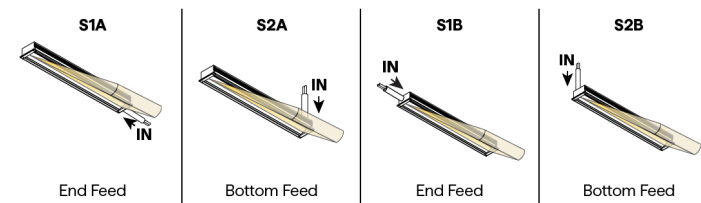


TEMPERATURE RATINGS

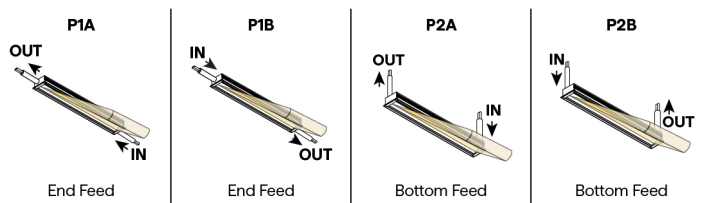
	1.0 W/FT		2.0 W/FT		4.0 W/FT	
	Min	Max	Min	Max	Min	Max
Ambient Operating Temp - Recessed	-4°F	130°F	-4°F	120°F	-4°F	105°F

6 WIRE INPUT/OUTPUT

ASYMMETRIC ONLY SINGLE (Input only)



ASYMMETRIC ONLY PASS THROUGH (Input/Output)

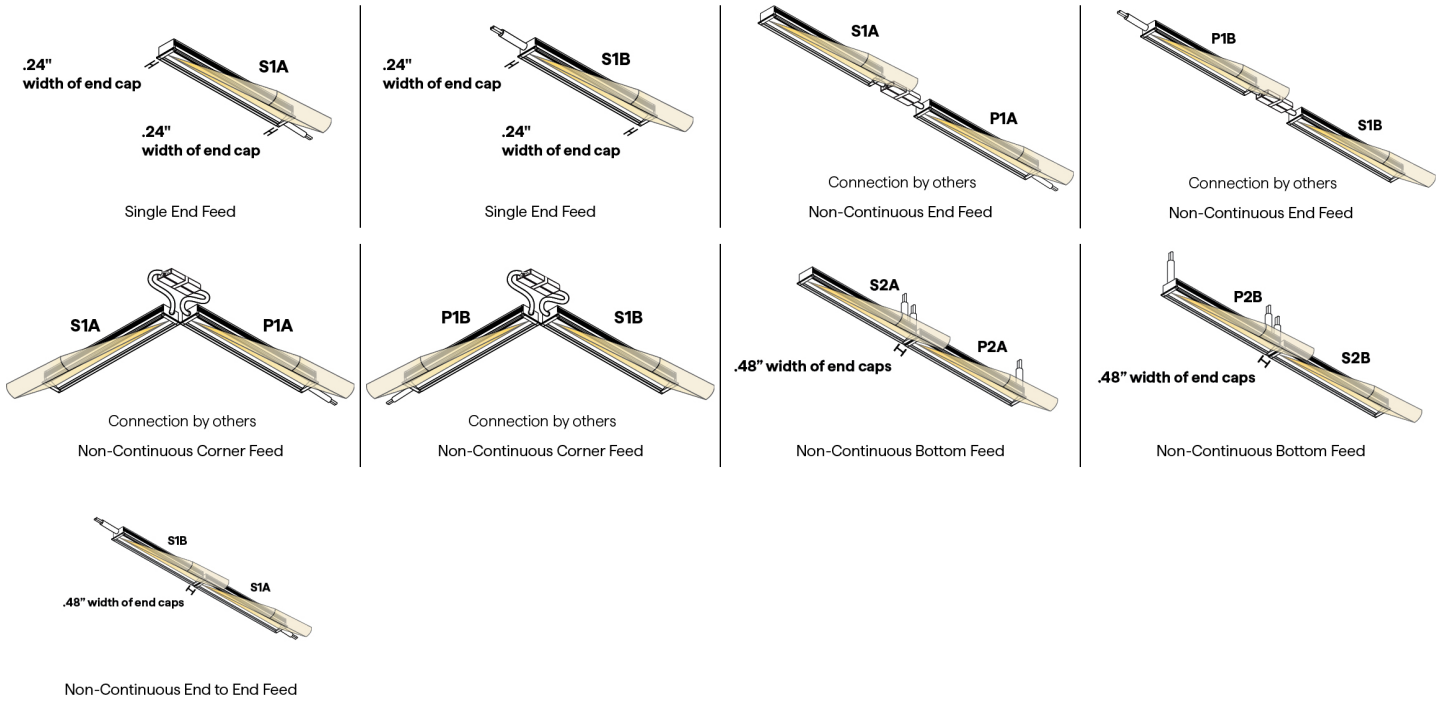




MICRO 5 POP FLANGE-ENCAPSULATED (03) STATIC WHITE

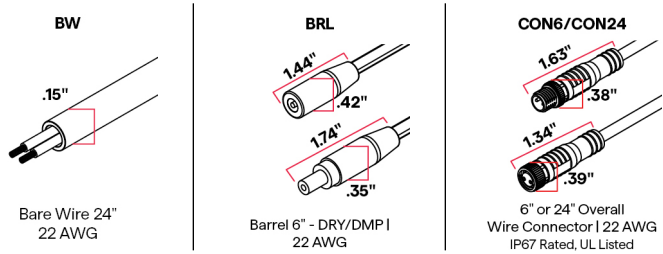
24VDC Linear Fixtures - Recessed

CONFIGURATION OPTIONS



7 / 8 CONNECTOR/WIRE – IN/OUT

Connector/Wire In or Out not needed to specify product. Typical selection is S1 for Wire Input/Output, BW for Connector/Wire In, N/A for Connector/Wire Out



9 WIRE COLOR





MICRO 5 POP FLANGE-ENCAPSULATED (03) STATIC WHITE

24VDC Linear Fixtures - Recessed

11 MOUNTING

MG	PL	SP	832	MMA-05
Magnet Clip	Plastic Clip	Spring Clip	832 Silicone	Magnet Mount Accessory for MG-05
One MG provided per foot To order separately use MG-05	2 clips provided for 4' or less; 4 clips provided for greater than 4' To order separately use PLC-16 Each clip comes with a #6x1/4" and #6x1/2" Flat Head SS	2 clips provided for 4' or less. 4 clips provided for greater than 4'. To order separately use SP-02	Sold separately	Sold separately, to order use MMA-05 Each bracket comes with 2 #6 x 5/8" Flat Head SS per foot Required when mounting to a non-magnetic surface


12 FINISH

	Satin
	Black
	Bronze
	White

Custom finishes require a longer lead time, consult factory

14 EXACT/OPTIMAL FIXTURE LENGTH

Exact fixtures are the exact length specified. Optimal fixtures' length is rounded down based on LED cut points to allow the fixture to be illuminated end to end. For runs with multiple fixtures that need to fill a specific length, it's recommended to order all optimal fixtures with an exact fixture at the end of the run.






MICRO 5 POP FLANGE-ENCAPSULATED (03) STATIC WHITE

24VDC Linear Fixtures - Recessed

SW ENC LENGTHS BY INCH

Available in any length in between 12" and 98.43" not including end caps, chart below shows example lengths. Exact fixtures are the length specified. Optimal fixtures' length is rounded down with illumination end to end. All fixtures' tolerance is +0 - 1/8". Consult factory for lengths under 12".

EXACT LENGTH		OPTIMAL LENGTH		
Requested Length	Potential dim spot on either end of fixture	S1A/B & S2A/B		P1A/B & P2A/B
		 S1 End Feed	 S2 Bottom Feed	 P1 End Feed
12"	.5"		11.5"	11.75"
13"	.5"		12.5"	12.75"
14"	.5"		13.5"	13.75"
15"	.5"		14.5"	14.75"
16"	.5"		15.5"	15.75"
17"	.5"		16.5"	16.75"
18"	.5"		17.5"	17.75"
19"	.5"		18.5"	18.75"
20"	.5"		19.5"	19.75"
21"	.5"		20.5"	20.75"
22"	.5"		21.5"	21.75"
23"	.5"		22.5"	22.75"
24"	.5"		23.5"	23.75"
36"	.5"		35.5"	35.75"
48"	.5"		47.5"	47.75"
60"	.5"		59.5"	59.75"
72"	.5"		71.5"	71.75"
84"	.5"		83.5"	83.75"
96"	.5"		95.5"	95.75"

COMPATIBLE POWER SUPPLIES

See power supplies cut sheets for more information. Data subject to change, all data has +/- 5% tolerance.

DIM TO LEVEL	INDOOR	OUTDOOR
	MICRO 5-SW	MICRO 5-SW
Dim to Black	Q6M-DC+CAP QTM-DC+CAP iQ-PH iQ-PH+QD1	QOM-DC+CAP QOM-PH
0.1%	QT-CAB-QZ-PH/0-10V QT-CAB-eLED+0-10V QT-CAB-eLED+0-10V-AWN QT-CAB-eLED+DALI-DT6 QT-CAB-eLED+DALI-DT6-AWN QTM-eLED+0-10V QTM-eLED+0-10V-AWN QTM-eLED+DALI-DT6 QTM-eLED+DALI-DT6-AWN QZ-BOWTIE+DIMMER QZ-DMX QZ-PH/0-10V QZ-STICK-PH/0-10V QZLP	Q-SET-QZ-DMX Q-SET-QZ-PH/0-10V Q-SET-eLED+0-10V QOM-eLED+0-10V QOM-eLED+DALI-DT6 QOM-eLED+PS-DALI-DT6 QZ-DMX QZ-PH/0-10V
1%	QTM-eLED(E) QZ-DALI-DT6	Q-SET+QZ-DALI-DT6 QZ-DALI-DT6
10%	Non-Dim Power Supply with SW App Dongle	Q-HEX-mini-DC Q-SET-mLED










MICRO 5 POP FLANGE-ENCAPSULATED (03) STATIC WHITE

24VDC Linear Fixtures - Recessed

DIMMING PROTOCOL	INDOOR	OUTDOOR
	MICRO 5-SW	MICRO 5-SW
Non-Dim	QT-CAB-eLED-ND QTM-eLED-ND QZ-ND	Q-SET-QZ-ND Q-SET-eLED-ND QOM-eLED-ND QZ-ND
Phase	Q6M-DC+CAP QT-CAB-QZ-PH/0-10V QTM-DC+CAP QTM-eLED(E) QZ-BOWTIE+DIMMER QZ-PH/0-10V QZ-STICK-PH/0-10V QZLP iQ-PH iQ-PH+QD1	Q-HEX-mini-DC Q-SET-QZ-PH/0-10V Q-SET-mLED QOM-DC+CAP QOM-PH QZ-PH/0-10V
0-10V	QT-CAB-QZ-PH/0-10V QT-CAB-eLED+0-10V QT-CAB-eLED+0-10V-AWN QTM-eLED+0-10V QTM-eLED+0-10V-AWN QZ-PH/0-10V QZ-STICK-PH/0-10V QZLP	Q-SET-QZ-PH/0-10V Q-SET-eLED+0-10V QOM-eLED+0-10V QZ-PH/0-10V
Lutron Athena	QT-CAB-eLED+0-10V-AWN QT-CAB-eLED+DALI-DT6-AWN QTM-eLED+0-10V-AWN QTM-eLED+DALI-DT6-AWN	
ECO System	QTM-eLED(E)	
DMX	QZ-DMX	Q-SET-QZ-DMX QZ-DMX
DALI-2: DT6	QT-CAB-eLED+DALI-DT6 QT-CAB-eLED+DALI-DT6-AWN QTM-eLED+DALI-DT6 QTM-eLED+DALI-DT6-AWN QZ-DALI-DT6	Q-SET+QZ-DALI-DT6 QOM-eLED+DALI-DT6 QZ-DALI-DT6
SCENE App Dimmed	Non-Dim Power Supply with SW App Dongle	

COMPATIBLE WIRING ACCESSORIES

 <p>Q-mini-J</p> <p>1.25" x 2" x 1.25"</p> <p>UL Listed, miniature junction box, DRY/DMP (WET rated with silicone)</p>	 <p>Q-mini-J5</p> <p>2.27" x 2.80" x 1.25"</p> <p>UL Listed, miniature junction box, DRY/DMP (WET rated with silicone)</p>	 <p>BARREL-EXT</p> <p>8ft barrel cable extender DRY ONLY</p>	 <p>BARREL FOUR-FER</p> <p>Splits lead from one to four LED Barrel connector fixtures, DRY/DMP</p>	 <p>CON120-EXT</p> <p>10ft Con cable extender DRY/DMP/WET</p>	 <p>CON FOUR-FER</p> <p>Splits lead from one to four LED Con connectors DRY/DMP/WET</p>	 <p>CON M - BARREL F</p> <p>Male con to barrel cable adaptor DRY/DMP</p>
---	---	---	---	--	--	--

COMPATIBLE CONTROL ACCESSORIES

SCENE APP DONGLE





MICRO 5 POP FLANGE-ENCAPSULATED (03) STATIC WHITE

24VDC Linear Fixtures - Recessed

COMPATIBLE APPS

NFC APP



Read and write
DMX addresses and
adjust voltage