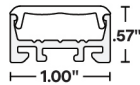





OPTI-OPTICS (02) RGB

24VDC Linear Fixtures - Surface & Recessed



- Choose from 9 lens options: 40°, 60°, 70°, 90°, 110°, 155°, 180°, Asymmetric, & Forward Throw
- Delivers smooth and consistent light to highlight architectural features and surfaces
- Ideal for surface-mounted or recessed installations
- Integrated metal end caps combined with an extruded aluminum housing give this fixture a polished modern look

INFORMATION REQUIRED FOR LIGHTING SCHEDULE

1	2	3	4	5
PRODUCT	WATTS/ FT	CCT	RATED	LENS
OP2RGB	6.0	RGB	DRY	

ADDITIONAL INFORMATION REQUIRED TO ORDER

6	7	8	9	10	11	12	13	14
WIRE INPUT/ OUTPUT	CONNECTOR/ WIRE IN	CONNECTOR/ WIRE OUT	WIRE COLOR	WIRE TYPE	MOUNTING	FINISH	LENGTH (IN)	EXACT/ OPTIMAL
					CC			

Sample Part Number: **OP2RGB-6.0-RGB-DRY-155D-P1-CON6-CON6-WH-CL2-CC-WH-48"-E**

1 PRODUCT OP2RGB See following pages for compatible power supplies.	2 WATTS/FT 6.0 6.0W/ft	3 CCT RGB	4 RATED DRY IP20		
5 LENS 40D Optical 40° 60D Optical 60° 70D Optical 70° 90D Optical 90° 110D Optical 110° 155D Optical 155° 180D Optical 180° ASYM Asymmetric FT Forward Throw 40D, 60D, 70D, 90D, 110D, 155D, 180D, and ASYM are offered in 44.9" lengths. For representation of LED visibility, see Diode Visibility section on following pages. For beam angles, see Photometric Performance section on following pages	6 WIRE INPUT/OUTPUT SINGLE (Input only) S1 End Feed S2 Bottom Feed PASS THROUGH (Input/Output) P1 End Feed P2 Bottom Feed SINGLE (Input only) S1A End Feed S1B End Feed S2A Bottom Feed S2B Bottom Feed PASS THROUGH (Input/Output) P1A End Feed P1B End Feed P2A Bottom Feed P2B Bottom Feed	7 CONNECTOR/WIRE IN BW Bare Wire (Standard 36") CON6 Connector 6" CON24 Connector 24" BW Bare Wire (Standard 36") CON6 Connector 6" CON24 Connector 24" BW Bare Wire (Standard 36") CON6 Connector 6" CON24 Connector 24" BW Bare Wire (Standard 36") CON6 Connector 6" CON24 Connector 24"	8 CONNECTOR/WIRE OUT CLS Closed End (No feed) BW Bare Wire (Standard 36") CON6 Connector 6" CON24 Connector 24" CLS Closed End (No feed) BW Bare Wire (Standard 36") CON6 Connector 6" CON24 Connector 24"		
9 WIRE COLOR WH White BK Black	10 WIRE TYPE CL2 Class 2 CL2P Plenum Rated CL2P only available with bare wire leads (BW)	11 MOUNTING CC Concealed Clip	12 FINISH ST Satin BK Black WH White CU Custom Custom finishes have longer lead times. Non-RAL 9003 whites custom.	13 LENGTH (IN) Minimum length is 12", maximum length is 98.43" not including end caps. Contact us for lengths under 12".	14 EXACT/OPTIMAL O Optimal Illumination E Exact Specified Length Exact fixtures match the exact length you specify, but they may have dim spots at the ends. Optimal fixtures are slightly shorter than the length specified, but provide full illumination from end to end.

For continuous mounting, consider bottom feed.

BW: Standard length is 36". Max length is 120". Request custom length by writing in part number next to BW (example: BW48)

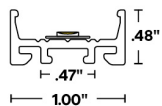
BW: Standard length is 36". Max length is 120". Request custom length by writing in part number next to BW (example: BW48)



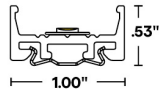
OPTI-OPTICS (02) RGB

24VDC Linear Fixtures - Surface & Recessed

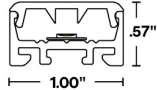
1 PRODUCT - DIMENSIONS



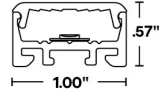
Profile



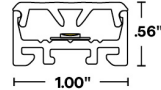
Profile with
concealed clip



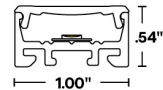
Profile with 40D lens



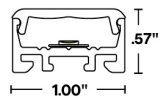
Profile with 60D lens



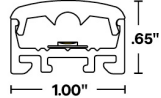
Profile with 70D lens



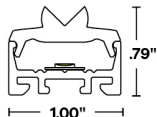
Profile with 90D lens



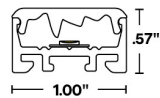
Profile with 110D lens



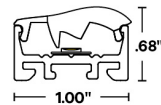
Profile with 155D lens



Profile with 180D lens



Profile with asymmetric lens



Profile with
forward throw lens

2 DELIVERED LUMENS

[Calculated L70 = 52000 hrs]
Tested with OP2RGB-6.0-RGB-DRY-**

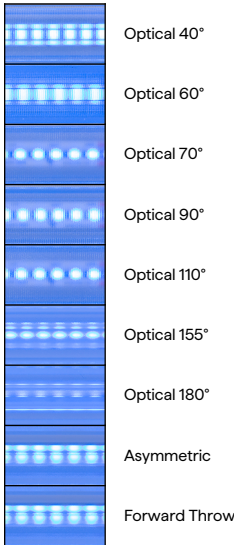
	Red		Green		Blue		All
	LM/FT	Wavelength	LM/FT	Wavelength	LM/FT	Wavelength	
40D	64	631	182	523	54	469	292
60D	60	630	167	521	51	469	268
70D	62	631	173	519	52	469	278
90D	61	630	170	521	52	469	273
110D	59	631	165	522	49	469	265
155D	59	631	169	521	50	469	271
180D	60	631	168	521	50	469	270
ASYM	59	631	170	521	52	469	273
FT	49	630	146	521	45	468	234



OPTI-OPTICS (02) RGB

24VDC Linear Fixtures - Surface & Recessed

5 DIODE VISIBILITY

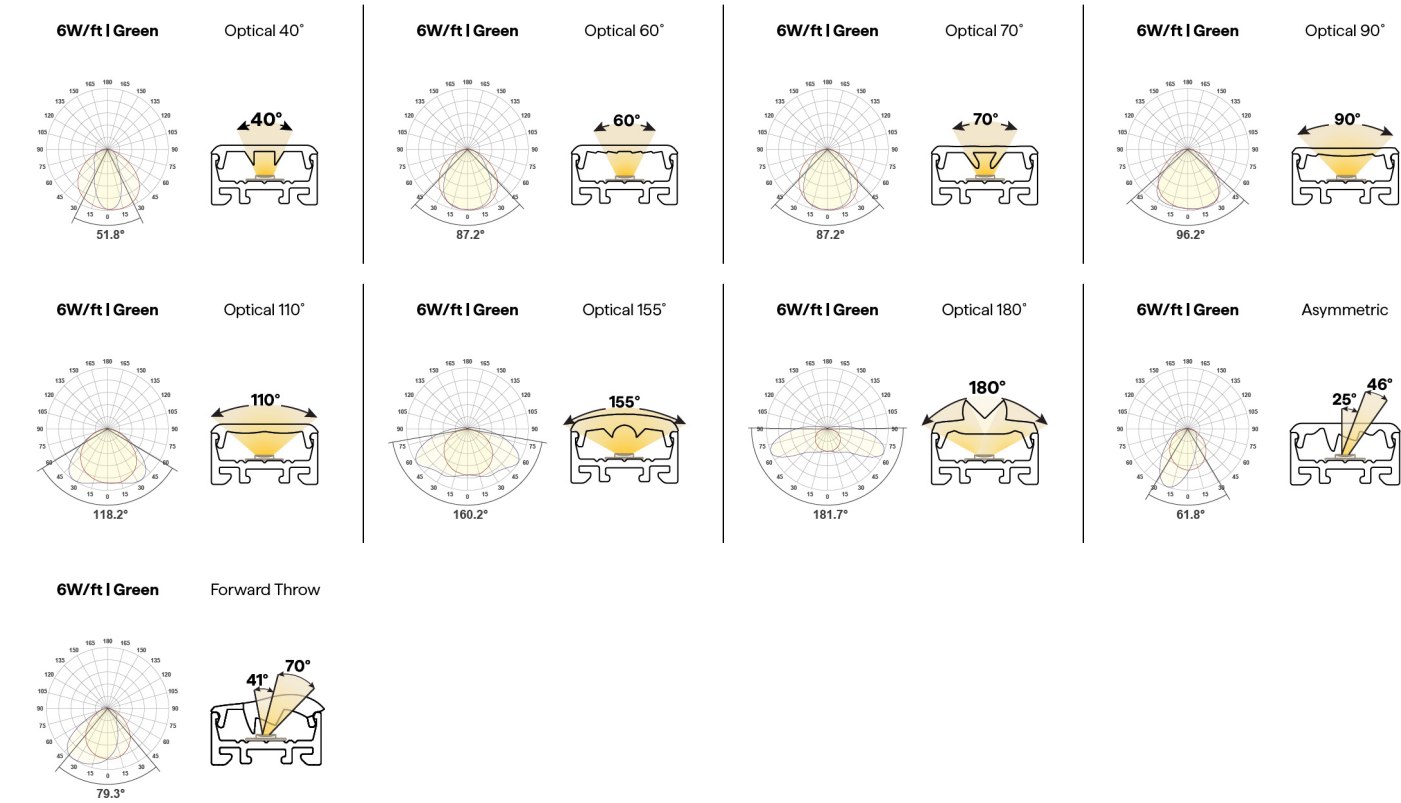


TEMPERATURE RATINGS

		6.0 W/FT	
		Min	Max
DRY	Ambient Operating Temp - Surface	-13°F	110°F

PHOTOMETRIC PERFORMANCE

Nominal beam spread shown, beam spread varies based on light engine. For more detailed information, see photometric data.



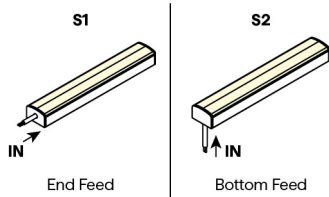


OPTI-OPTICS (02) RGB

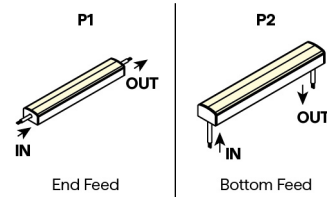
24VDC Linear Fixtures - Surface & Recessed

6 WIRE INPUT/OUTPUT

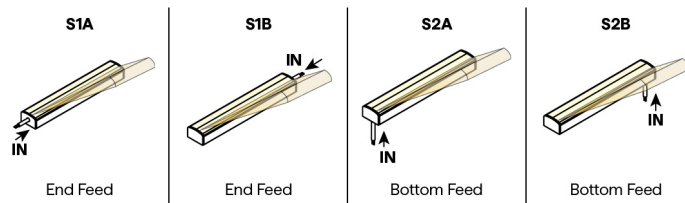
SINGLE (Input only)



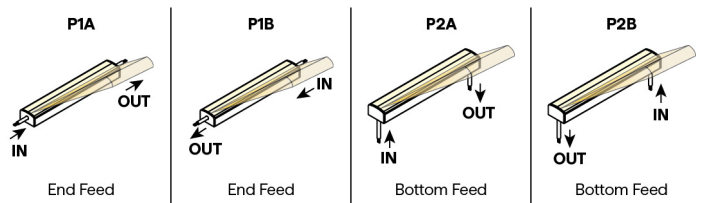
PASS THROUGH (Input/Output)



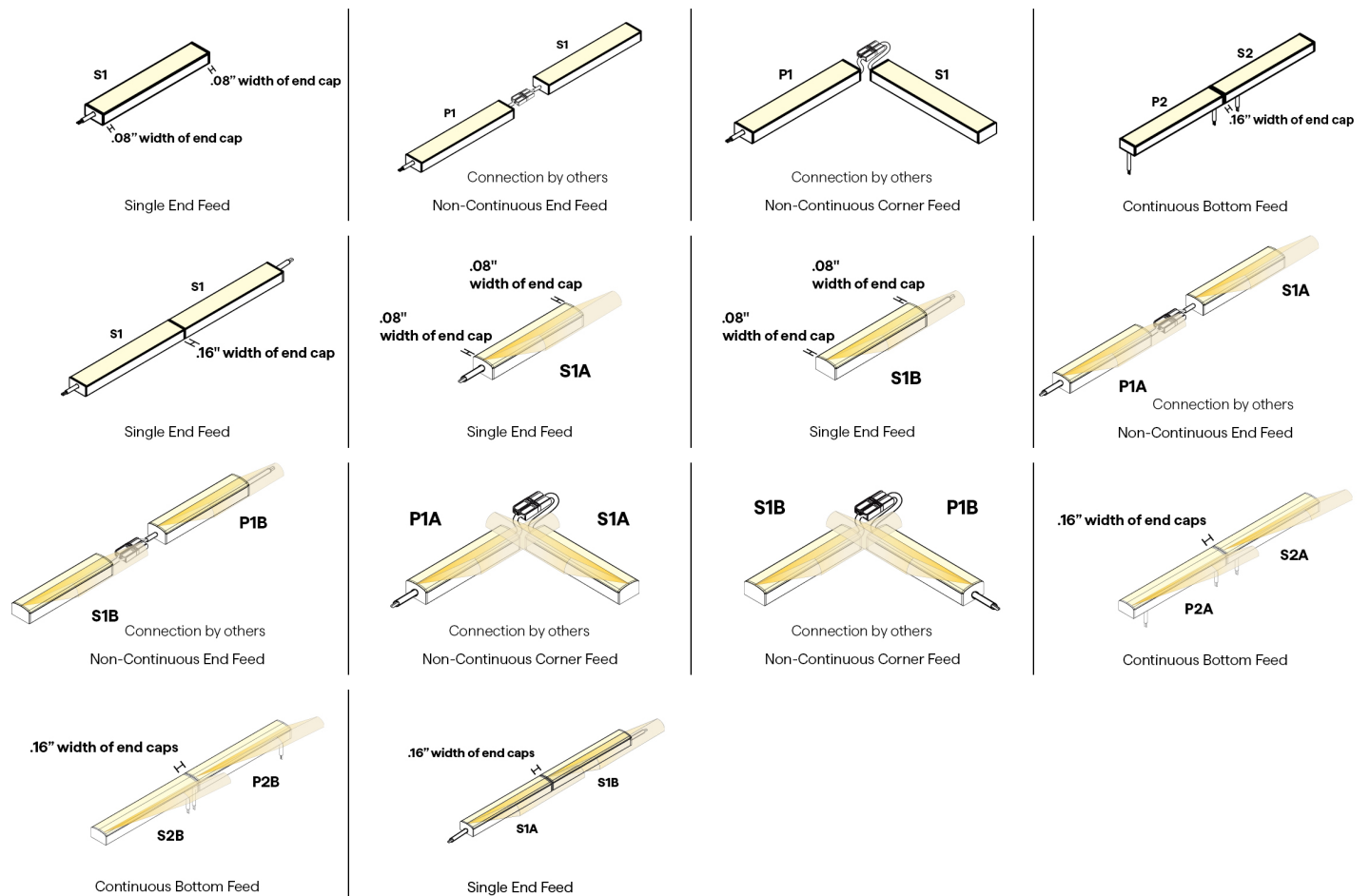
ASYMMETRIC ONLY SINGLE (Input only)



ASYMMETRIC ONLY PASS THROUGH (Input/Output)



CONFIGURATION OPTIONS

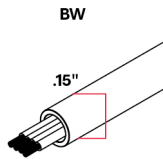




OPTI-OPTICS (02) RGB

24VDC Linear Fixtures - Surface & Recessed

7 / 8 CONNECTOR/WIRE - IN/OUT



Bare Wire 36"
22 AWG



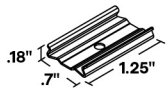
6" or 24" Overall
Wire Connector | 24 AWG
IP67 Rated, UL Listed

9 WIRE COLOR



11 MOUNTING

CC
(CC-01)



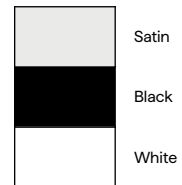
Concealed Clip

2 pieces of hardware provided
for 4' or less; 4 pieces of
hardware provided for greater
than 4'

To order separately use CC-01
(sold in pairs)

Each clips comes with a #4 x
5/8" Flat Head screw.


12 FINISH



Custom finishes require a longer
lead time, consult factory

14 EXACT/OPTIMAL FIXTURE LENGTH

Exact fixtures are the exact length specified. Optimal fixtures' length is rounded down based on LED cut points to allow the fixture to be illuminated end to end. For runs with multiple fixtures that need to fill a specific length, it's recommended to order all optimal fixtures with an exact fixture at the end of the run.





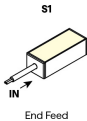
OPTI-OPTICS (02) RGB

24VDC Linear Fixtures - Surface & Recessed

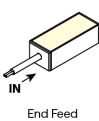
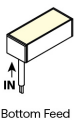
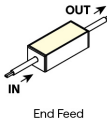
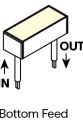
RGB DRY LENGTHS BY INCH

Available in any length in between 12" and 98.43" not including end caps, chart below shows example lengths. Exact fixtures are the length specified. Optimal fixtures' length is rounded down with illumination end to end. All fixtures' tolerance is +0 - 1/8". Consult factory for lengths under 12".

EXACT LENGTH

Requested Length	Potential dim spot on either end of a S1 fixture 
12"	1"
13"	0.5"
14"	1"
15"	0.5"
16"	1"
17"	0.5"
18"	1"
19"	0.5"
20"	1"
21"	0.5"
22"	1"
23"	0.5"
24"	1"
36"	1"
48"	1"
60"	1"
72"	1"
84"	1"
96"	1"

OPTIMAL LENGTH

Requested Nominal Length	S1 & S1A/B & S2 & S2A/B		P1 & P1A/B & P2 & P2A/B	
	 End Feed	 Bottom Feed	 End Feed	 Bottom Feed
12"	10.51"		10.86"	
13"	12.51"		12.86"	
14"	12.51"		12.86"	
15"	14.51"		14.86"	
16"	14.51"		14.86"	
17"	16.51"		16.86"	
18"	16.51"		16.86"	
19"	18.51"		18.86"	
20"	18.51"		18.86"	
21"	20.51"		20.86"	
22"	20.51"		20.86"	
23"	22.51"		22.86"	
24"	22.51"		22.86"	
36"	34.51"		34.86"	
48"	46.51"		46.86"	
60"	58.51"		58.86"	
72"	70.51"		70.86"	
84"	82.51"		82.86"	
96"	94.51"		94.86"	

COMPATIBLE POWER SUPPLIES

See power supplies cut sheets for more information. Data subject to change, all data has +/- 5% tolerance.

DIM TO LEVEL	INDOOR
	RGB
0.1%	QT-CAB-eLED+DALI-DT8 QT-CAB-eLED+DMX QTM-eLED+DALI-DT8 QTM-eLED+DMX QZ-DMX
1%	QZ-DALI-DT8
10%	Non-Dim Power Supply with RGB App Dongle

DIMMING PROTOCOL	INDOOR
	RGB
DMX	QTM-eLED+DMX QZ-DMX
DALI-2: DT8	QT-CAB-eLED+DALI-DT8 QTM-eLED+DALI-DT8 QZ-DALI-DT8



OPTI-OPTICS (02) RGB

24VDC Linear Fixtures - Surface & Recessed

COMPATIBLE MOUNTING ACCESSORIES

HINGE - HMB-M 1.41" .71" Adjustable mounting bracket - Medium	HINGE - HMB-L 1.46" 1.29" Adjustable mounting bracket - Large	HINGE - HMB-XL 1.46" 4" Adjustable mounting bracket - XLarge	Q-PIVOT .75" 1.03" Small mounting accessory	Q-ANGLE 2.23" 1.38" Adjustable mounting accessory	QUOVA-STANDARD 	NJ-LARGE 	NU-LARGE 	SD-J-LARGE 	BL-LARGE
NL-LARGE L Mounting Bracket	SD-L-LARGE L Mounting Bracket								

COMPATIBLE WIRING ACCESSORIES

Q-mini-J5

2.80"
2.27"

UL Listed, miniature junction box, DRY/DMP (WET rated with silicone)

COMPATIBLE CONTROL ACCESSORIES

SCENE APP DONGLE

1.36"
2.58"

Wi-Fi or Bluetooth Connectivity

COMPATIBLE APPS

NFC APP

Read and write DMX addresses and adjust voltage