OPTI-OPTICS (02) STATIC WHITE HIGH EFFICACY

24VDC Linear Fixtures - Surface & Recessed



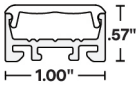

- Choose from 9 lens options: 40°, 60°, 70°, 90°, 110°, 155°, 180°, Asymmetric, & Forward Throw
- Delivers smooth and consistent light to highlight architectural features and surfaces
- Ideal for surface-mounted or recessed installations
- Integrated metal end caps combined with an extruded aluminum housing give this fixture a polished modern look
- Suitable for installation in the storage area of a clothes closet when specified at 4.0 watts or less per foot per NEC regulations

INFORMATION REQUIRED FOR LIGHTING SCHEDULE

1 PRODUCT	2 WATTS/ FT	3 CCT	4 RATED	5 LENS
			DRY	

ADDITIONAL INFORMATION REQUIRED TO ORDER

6 WIRE INPUT/ OUTPUT	7 CONNECTOR/ WIRE IN	8 CONNECTOR/ WIRE OUT	9 WIRE COLOR	10 WIRE TYPE	11 MOUNTING	12 FINISH	13 LENGTH (IN)	14 EXACT/ OPTIMAL

Sample Part Number: **OP2SW-5.0-30-DRY-155D-P1-CON6-CON6-WH-CL2-CC-WH-48"-E**

1 PRODUCT

OP2SW
OP2SW-USA

Select USA option for BAA and BABA projects.

See following pages for compatible power supplies.

2 WATTS/FT

1.5	1.5W/ft
3.0	3.0W/ft
4.0	4.0W/ft
5.0	5.0W/ft
1.5HE	1.5W/ft HE
3.0HE	3.0W/ft HE
6.0HE	6.0W/ft HE
9.0HE	9.0W/ft HE
3.0HE+	3.0W/ft HE+
6.0HE+	6.0W/ft HE+

3 CCT

20	2000K
22	2200K
24	2400K
27	2700K
30	3000K
35	3500K
40	4000K
27	2700K
30	3000K
35	3500K
40	4000K

4 RATED

DRY	IP20

5 LENS

40D	Optical 40°
60D	Optical 60°
70D	Optical 70°
90D	Optical 90°
110D	Optical 110°
155D	Optical 155°
180D	Optical 180°
ASYM	Asymmetric
FT	Forward Throw

40D, 60D, 70D, 90D, 110D, 155D, 180D, and ASYM are offered in 44.9" lengths.
For representation of LED visibility, see Diode Visibility section on following pages.
For beam angles, see Photometric Performance section on following pages

6 WIRE INPUT/OUTPUT

SINGLE (Input only)
S1 End Feed
S2 Bottom Feed

For continuous mounting, consider bottom feed.

PASS THROUGH (Input/Output)
P1 End Feed
P2 Bottom Feed

For continuous mounting, consider bottom feed.

SINGLE (Input only)
S1A End Feed
S1B End Feed
S2A Bottom Feed
S2B Bottom Feed

For continuous mounting, consider bottom feed.

PASS THROUGH (Input/Output)
P1A End Feed
P1B End Feed
P2A Bottom Feed
P2B Bottom Feed

For continuous mounting, consider bottom feed.

7 CONNECTOR/WIRE IN

BW Bare Wire (Standard 36")
CON6 Connector 6"
CON24 Connector 24"

BW: Standard length is 36", Max length is 120". Request custom length by writing in part number next to BW (example: BW48)

BW Bare Wire (Standard 36")
CON6 Connector 6"
CON24 Connector 24"

BW: Standard length is 36", Max length is 120". Request custom length by writing in part number next to BW (example: BW48)

BW Bare Wire (Standard 36")
CON6 Connector 6"
CON24 Connector 24"

BW: Standard length is 36", Max length is 120". Request custom length by writing in part number next to BW (example: BW48)

BW Bare Wire (Standard 36")
CON6 Connector 6"
CON24 Connector 24"

BW: Standard length is 36", Max length is 120". Request custom length by writing in part number next to BW (example: BW48)

8 CONNECTOR/WIRE OUT

CLS Closed End (No feed)

BW Bare Wire (Standard 36")
CON6 Connector 6"
CON24 Connector 24"

BW: Standard length is 36", Max length is 120". Request custom length by writing in part number next to BW (example: BW48)

CLS Closed End (No feed)

BW Bare Wire (Standard 36")
CON6 Connector 6"
CON24 Connector 24"

BW: Standard length is 36", Max length is 120". Request custom length by writing in part number next to BW (example: BW48)

9 WIRE COLOR

WH	White
BK	Black

10 WIRE TYPE

CL2	Class 2
CL2P	Plenum Rated

CL2P only available with bare wire leads (BW)

11 MOUNTING

CC	Concealed Clip
MG	Magnet

12 FINISH

ST	Satin
BK	Black
WH	White
CU	Custom

Custom finishes require a longer lead time, consult factory

13 LENGTH (IN)

Minimum length is 12", maximum length is 98.43" not including end caps. Contact us for lengths under 12".

14 EXACT/OPTIMAL

O	Optimal Illumination
E	Exact Specified Length

Exact fixtures match the exact length you specify, but they may have dim spots at the ends. Optimal fixtures are slightly shorter than the length specified, but provide full illumination from end to end.

5 year warranty | Warranty only valid with QTL power supplies | Field modifications void warranty | Data subject to change, all data has +/- 5% tolerance

© 2025 QTL. All rights reserved | 155 Hill St. Milford, CT 06460 | 203-367-8777 | sales@QTL.lighting | www.QTL.lighting

OPTI-OPTICS (02) STATIC WHITE HIGH EFFICACY

24VDC Linear Fixtures - Surface & Recessed

1 PRODUCT - DIMENSIONS

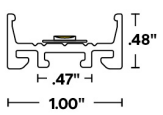

Profile

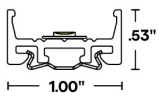

Profile with concealed clip

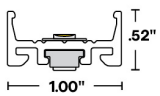

Profile with magnet clip

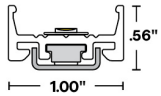

Profile with magnet mount clip and magnet mount accessory

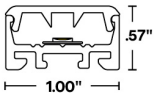

Profile with 40D lens

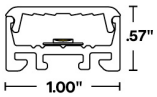

Profile with 60D lens

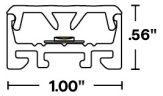

Profile with 70D lens

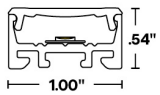

Profile with 90D lens

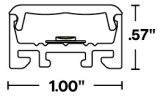

Profile with 110D lens

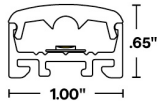

Profile with 155D lens

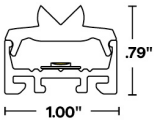

Profile with 180D lens

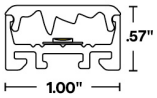

Profile with asymmetric lens

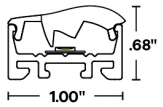

Profile with forward throw lens

2 DELIVERED LUMENS

[Calculated L70 = 70000 hrs, L70 = 66000 for HE, L70 = 55000 for HE+]
Tested with OP2SW-**-30-DRY-STD

	1.5 W/FT		1.5HE W/FT		3.0 W/FT		3.0HE W/FT		3.0HE+ W/FT		4.0 W/FT		5.0 W/FT		6.0HE W/FT		6.0HE+ W/FT		9.0HE W/FT	
	LM/FT	CRI	LM/FT	CRI	LM/FT	CRI	LM/FT	CRI	LM/FT	CRI	LM/FT	CRI	LM/FT	CRI	LM/FT	CRI	LM/FT	CRI	LM/FT	CRI
40D	156	98	179	98	281	98	338	98	561	92	331	98	415	98	692	98	764	92	906	98
60D	142	98	173	98	255	98	320	98	543	92	315	98	389	98	667	98	740	92	858	98
70D	149	98	175	98	262	98	333	98	528	92	321	98	402	98	682	98	733	92	888	98
90D	146	98	172	98	261	98	331	98	546	92	321	98	394	98	672	98	745	92	872	98
110D	142	98	161	98	249	98	306	98	534	92	308	98	372	98	603	98	730	92	835	98
155D	140	98	161	98	250	98	307	98	539	92	307	98	375	98	590	98	726	92	838	98
180D	143	98	167	98	251	98	307	98	537	92	310	98	378	98	607	98	733	92	844	98
ASYM	143	98	169	98	253	98	317	98	538	92	311	98	401	98	655	98	739	92	866	98
FT	122	98	154	98	225	98	305	98	419	92	270	98	331	98	576	98	664	92	820	98

TEMPERATURE RATINGS

		1.5 W/FT		1.5 W/FT HE		3.0 W/FT		3.0 W/FT HE		3/0 W/FT HE+		4.0 W/FT		5.0 W/FT		6.0 W/FT HE		6.0 W/FT HE+		9.0 HE	
		Min	Max	Min	Max	Min	Max	Min	Max	Min	Max	Min	Max	Min	Max	Min	Max	Min	Max	Min	Max
DRY	Ambient Operating Temp - Surface	-4°F	140°F	-4°F	145°F	-4°F	135°F	-4°F	135°F	-13°F	135°F	-4°F	130°F	-4°F	125°F	-4°F	125°F	-13°F	125°F	-4°F	105°F

© 2025 QTL. All rights reserved | 155 Hill St. Milford, CT 06460 | 203-367-8777 | sales@QTL.lighting | www.QTL.lighting

OPTI-OPTICS (02) STATIC WHITE HIGH EFFICACY

24VDC Linear Fixtures - Surface & Recessed

5 DIODE VISIBILITY



Optical 40°

Optical 60°

Optical 70°

Optical 90°

Optical 110°

Optical 155°

Optical 180°

Asymmetric

Forward Throw

PHOTOMETRIC PERFORMANCE

Nominal beam spread shown, beam spread varies based on light engine. For more detailed information, see photometric data.

5W/ft Optical 40°

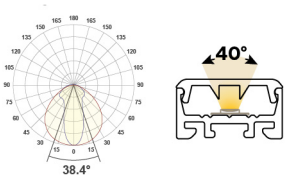

5W/ft Optical 60°

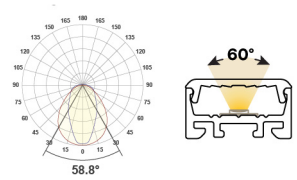

5W/ft Optical 70°

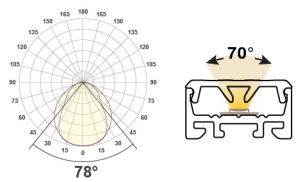

5W/ft Optical 90°

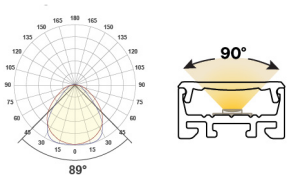

5W/ft Optical 110°

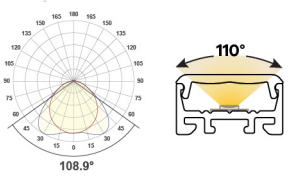

5W/ft Optical 155°

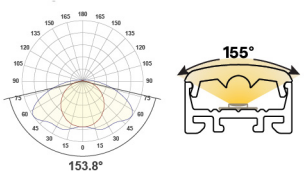

5W/ft Optical 180°

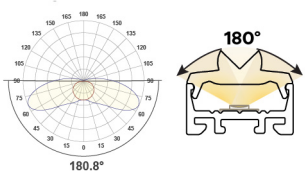

5W/ft Asymmetric

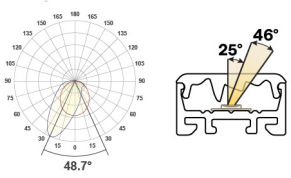

5W/ft Forward Throw

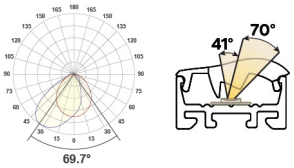

© 2025 QTL. All rights reserved | 155 Hill St. Milford, CT 06460 | 203-367-8777 | sales@QTL.lighting | www.QTL.lighting

OPTI-OPTICS (02) STATIC WHITE HIGH EFFICACY

24VDC Linear Fixtures - Surface & Recessed

6 WIRE INPUT/OUTPUT

SINGLE (Input only)

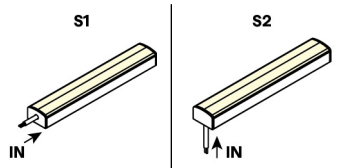

End Feed | Bottom Feed

PASS THROUGH (Input/Output)

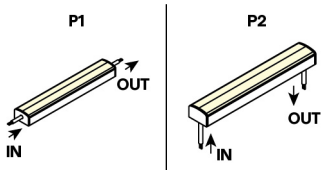

End Feed | Bottom Feed

ASYMMETRIC ONLY SINGLE (Input only)

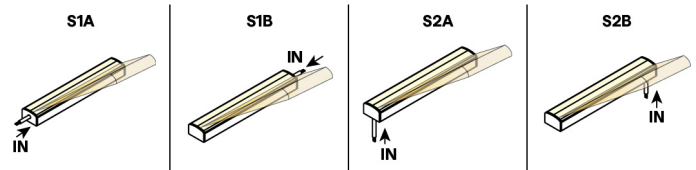

End Feed | End Feed | Bottom Feed | Bottom Feed

ASYMMETRIC ONLY PASS THROUGH (Input/Output)

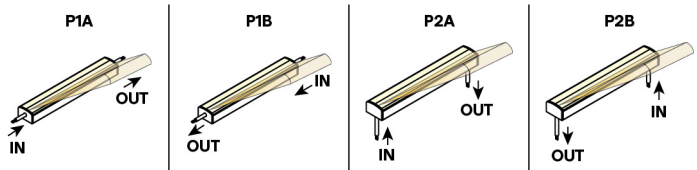

End Feed | End Feed | Bottom Feed | Bottom Feed

CONFIGURATION OPTIONS

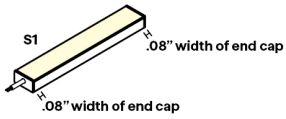

Single End Feed

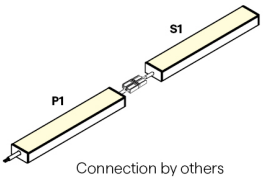

Connection by others

Non-Continuous End Feed

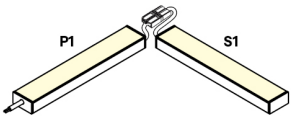

Connection by others

Non-Continuous Corner Feed

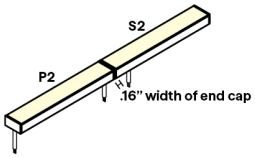

Continuous Bottom Feed

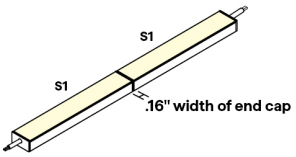

Single End Feed

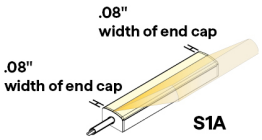

Single End Feed

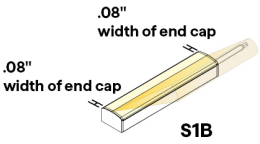

Single End Feed

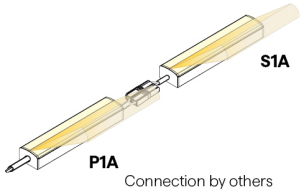

Connection by others

Non-Continuous End Feed

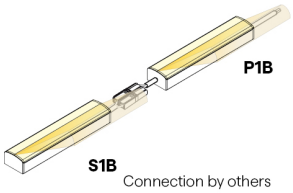

Connection by others

Non-Continuous End Feed

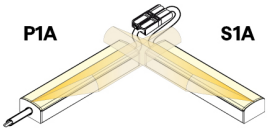

Connection by others

Non-Continuous Corner Feed

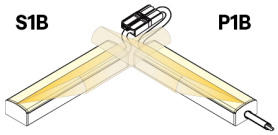

Connection by others

Non-Continuous Corner Feed

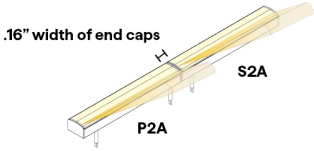

Continuous Bottom Feed

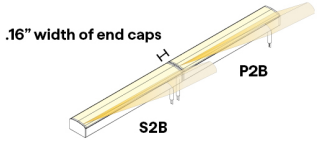

Continuous Bottom Feed

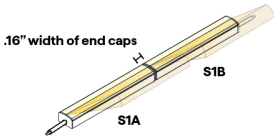

Single End Feed

© 2025 QTL. All rights reserved | 155 Hill St. Milford, CT 06460 | 203-367-8777 | sales@QTL.lighting | www.QTL.lighting

OPTI-OPTICS (02) STATIC WHITE HIGH EFFICACY

24VDC Linear Fixtures - Surface & Recessed

7/8 CONNECTOR/WIRE – IN/OUT

BW

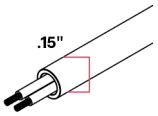

Bare Wire 36"
22 AWG

CON6/CON24

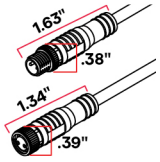

6" or 24" Overall
Wire Connector | 22 AWG
IP67 Rated, UL Listed

9 WIRE COLOR

White

Black

11 MOUNTING

CC
(CC-01)

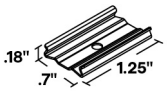

Concealed Clip

2 pieces of hardware provided for 4' or less; 4 pieces of hardware provided for greater than 4'

To order separately use CC-01

Each clips comes with a #4 x 5/8" Flat Head screw.

MG

Magnet Clip

One MG provided per foot

To order separately use MG-02

MMA-02

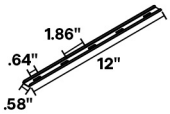

Magnet Mount
Accessory for MG-02

Sold separately, to order use MMA-02

Each bracket comes with 2 #6 x 5/8" Flat Head SS

Required when mounting to a non-magnetic surface

12 FINISH

Satin

Black

White

Custom finishes require a longer lead time, consult factory

14 EXACT/OPTIMAL FIXTURE LENGTH

Exact fixtures are the exact length specified. Optimal fixtures' length is rounded down based on LED cut points to allow the fixture to be illuminated end to end. For runs with multiple fixtures that need to fill a specific length, it's recommended to order all optimal fixtures with an exact fixture at the end of the run.

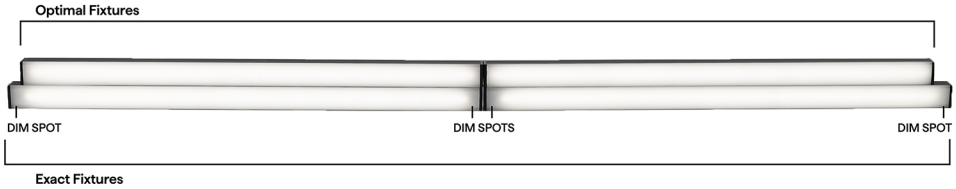

© 2025 QTL. All rights reserved | 155 Hill St. Milford, CT 06460 | 203-367-8777 | sales@QTL.lighting | www.QTL.lighting

OPTI-OPTICS (02) STATIC WHITE HIGH EFFICACY

24VDC Linear Fixtures - Surface & Recessed

SW DRY LENGTHS BY INCH

Available in any length in between 12" and 98.43" not including end caps, chart below shows example lengths. Exact fixtures are the length specified. Optimal fixtures' length is rounded down with illumination end to end. All fixtures' tolerance is +0 – 1/8". Consult factory for lengths under 12".

EXACT LENGTH

Requested Length	Potential dim spot on either end of fixture
12"	.5"
13"	.5"
14"	.5"
15"	.5"
16"	.5"
17"	.5"
18"	.5"
19"	.5"
20"	.5"
21"	.5"
22"	.5"
23"	.5"
24"	.5"
36"	.5"
48"	.5"
60"	.5"
72"	.5"
84"	.5"
96"	.5"

OPTIMAL LENGTH

Requested Nominal Length	S1 & S1A/B & S2 & S2A/B		P1 & P1A/B & P2 & P2A/B	
	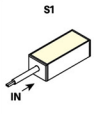 End Feed	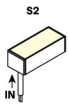 Bottom Feed	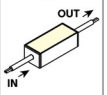 End Feed	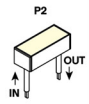 Bottom Feed
12"	11.41"		11.66"	
13"	12.41"		12.66"	
14"	13.41"		13.66"	
15"	14.41"		14.66"	
16"	15.41"		15.66"	
17"	16.41"		16.66"	
18"	17.41"		17.66"	
19"	18.41"		18.66"	
20"	19.41"		19.66"	
21"	20.41"		20.66"	
22"	21.41"		21.66"	
23"	22.41"		22.66"	
24"	23.41"		23.66"	
36"	35.41"		35.66"	
48"	47.41"		47.66"	
60"	59.41"		59.66"	
72"	71.41"		71.66"	
84"	83.41"		83.66"	
96"	95.41"		95.66"	

SW-HE, SW-HE+ DRY LENGTHS BY INCH

Available in any length in between 12" and 98.43" not including end caps, chart below shows example lengths. Exact fixtures are the length specified. Optimal fixtures' length is rounded down with illumination end to end. All fixtures' tolerance is +0 – 1/8". Consult factory for lengths under 12".

EXACT LENGTH

Requested Length	Potential dim spot on either end of fixture
12"	1"
13"	0.5"
14"	1"
15"	0.5"
16"	1"
17"	0.5"
18"	1"
19"	0.5"
20"	1"
21"	0.5"
22"	1"
23"	0.5"
24"	1"
36"	1"
48"	1"
60"	1"
72"	1"
84"	1"
96"	1"

OPTIMAL LENGTH: highlighted rows are closest to requested nominal length

Requested Nominal Length	S1 & S1A/B & S2 & S2A/B		P1 & P1A/B & P2 & P2A/B	
	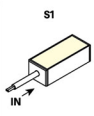 End Feed	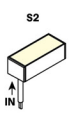 Bottom Feed	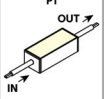 End Feed	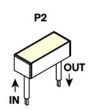 Bottom Feed
12"	10.41"		10.66"	
13"	12.41"		12.66"	
14"	12.41"		12.66"	
15"	14.41"		14.66"	
16"	14.41"		14.66"	
17"	16.41"		16.66"	
18"	16.41"		16.66"	
19"	18.41"		18.66"	
20"	18.41"		18.66"	
21"	20.41"		20.66"	
22"	20.41"		20.66"	
23"	22.41"		22.66"	
24"	22.41"		22.66"	
36"	34.41"		34.66"	
48"	46.41"		46.66"	
60"	58.41"		58.66"	
72"	70.41"		70.66"	
84"	82.41"		82.66"	
96"	94.41"		94.66"	

© 2025 QTL. All rights reserved | 155 Hill St. Milford, CT 06460 | 203-367-8777 | sales@QTL.lighting | www.QTL.lighting

OPTI-OPTICS (02) STATIC WHITE HIGH EFFICACY

24VDC Linear Fixtures - Surface & Recessed

COMPATIBLE POWER SUPPLIES

See power supplies cut sheets for more information. Data subject to change, all data has +/- 5% tolerance.

DIM TO LEVEL	INDOOR	
	SW24/1.5-4.0	SW24/5.0, SW-HE, SW-HE+
Dim to Black	Q6M-DC+CAP QTM-DC+CAP iQ-PH iQ-PH+QD1	Q6M-DC+CAP QTM-DC+CAP iQ-PH iQ-PH+QD1
0.1%	QT-CAB-QZ-PH/0-10V QT-CAB-eLED+0-10V QT-CAB-eLED+0-10V-AWN QT-CAB-eLED+DALI-DT6 QT-CAB-eLED+DALI-DT6-AWN QTM-eLED+0-10V QTM-eLED+0-10V-AWN QTM-eLED+DALI-DT6 QTM-eLED+DALI-DT6-AWN QZ-BOWTIE+DIMMER QZ-DMX QZ-PH/0-10V QZ-STICK-PH/0-10V QZLP	QT-CAB-QZ-PH/0-10V QT-CAB-eLED+0-10V QT-CAB-eLED+0-10V-AWN QT-CAB-eLED+DALI-DT6 QT-CAB-eLED+DALI-DT6-AWN QTM-eLED+0-10V QTM-eLED+0-10V-AWN QTM-eLED+DALI-DT6 QTM-eLED+DALI-DT6-AWN QZ-BOWTIE+DIMMER QZ-DMX QZ-PH/0-10V QZ-STICK-PH/0-10V QZLP
1%	QTM-eLED(E) QZ-DALI-DT6	QTM-eLED(E) QZ-DALI-DT6
10%	Non-Dim Power Supply with SW App Dongle	Non-Dim Power Supply with SW App Dongle

© 2025 QTL. All rights reserved | 155 Hill St. Milford, CT 06460 | 203-367-8777 | sales@QTL.lighting | www.QTL.lighting

OPTI-OPTICS (02) STATIC WHITE HIGH EFFICACY

24VDC Linear Fixtures - Surface & Recessed

DIMMING PROTOCOL	INDOOR	
	SW24/1.5-4.0	SW24/5.0, SW-HE, SW-HE+
Non-Dim	QT-CAB-eLED-ND QTM-eLED-ND QZ-ND	QT-CAB-eLED-ND QTM-eLED-ND QZ-ND
Phase	Q6M-DC+CAP QT-CAB-QZ-PH/0-10V QTM-DC+CAP QTM-eLED(E) QZ-BOWTIE+DIMMER QZ-PH/0-10V QZ-STICK-PH/0-10V QZLP iQ-PH iQ-PH+QD1	Q6M-DC+CAP QT-CAB-QZ-PH/0-10V QTM-DC+CAP QTM-eLED(E) QZ-BOWTIE+DIMMER QZ-PH/0-10V QZ-STICK-PH/0-10V QZLP iQ-PH iQ-PH+QD1
0-10V	QT-CAB-QZ-PH/0-10V QT-CAB-eLED+0-10V QT-CAB-eLED+0-10V-AWN QTM-eLED+0-10V QTM-eLED+0-10V-AWN QZ-PH/0-10V QZ-STICK-PH/0-10V QZLP	QT-CAB-QZ-PH/0-10V QT-CAB-eLED+0-10V QT-CAB-eLED+0-10V-AWN QTM-eLED+0-10V QTM-eLED+0-10V-AWN QZ-PH/0-10V QZ-STICK-PH/0-10V QZLP
Lutron Athena	QT-CAB-eLED+0-10V-AWN QT-CAB-eLED+DALI-DT6-AWN QTM-eLED+0-10V-AWN QTM-eLED+DALI-DT6-AWN	QT-CAB-eLED+0-10V-AWN QT-CAB-eLED+DALI-DT6-AWN QTM-eLED+0-10V-AWN QTM-eLED+DALI-DT6-AWN
ECO System	QTM-eLED(E)	QTM-eLED(E)
DMX	QZ-DMX	QZ-DMX
DALI-2: DT6	QT-CAB-eLED+DALI-DT6 QT-CAB-eLED+DALI-DT6-AWN QTM-eLED+DALI-DT6 QTM-eLED+DALI-DT6-AWN QZ-DALI-DT6	QT-CAB-eLED+DALI-DT6 QT-CAB-eLED+DALI-DT6-AWN QTM-eLED+DALI-DT6 QTM-eLED+DALI-DT6-AWN QZ-DALI-DT6
SCENE App Dimmed	Non-Dim Power Supply with SW App Dongle	Non-Dim Power Supply with SW App Dongle

COMPATIBLE MOUNTING ACCESSORIES

HINGE - HMB-M

Adjustable mounting bracket - Medium

HINGE - HMB-L



Adjustable mounting bracket - Large

HINGE - HMB-XL

Adjustable mounting bracket - XLarge

Q-PIVOT

Small mounting accessory

Q-ANGLE

Adjustable mounting accessory

QUOVA-STANDARD



QUOVA Knife Edge

NJ-LARGE

J Mounting Bracket

NU-LARGE

U Mounting Bracket

SD-J-LARGE

J Mounting Bracket

BL-LARGE



Backwards L Mounting Bracket

NL-LARGE

L Mounting Bracket

SD-L-LARGE

L Mounting Bracket

MMA-02



Magnet Mount Accessory of MG-02

© 2025 QTL. All rights reserved | 155 Hill St. Milford, CT 06460 | 203-367-8777 | sales@QTL.lighting | www.QTL.lighting

OPTI-OPTICS (02) STATIC WHITE HIGH EFFICACY

24VDC Linear Fixtures - Surface & Recessed

COMPATIBLE WIRING ACCESSORIES

Q-mini-J

UL Listed, miniature junction box, DRY/DMP (WET rated with silicone)

Q-mini-J5



UL Listed, miniature junction box, DRY/DMP (WET rated with silicone)

CON120-EXT

10ft Con cable extender
DRY/DMP/WET

CON FOUR-FER

Splits lead from one to four LED Con connectors
DRY/DMP/WET

CON M - BARREL F

Male con to barrel cable adaptor
DRY/DMP

COMPATIBLE CONTROL ACCESSORIES

SCENE APP DONGLE

Wi-Fi or Bluetooth Connectivity

COMPATIBLE APPS

NFC APP

Read and write DMX addresses and adjust voltage

© 2025 QTL. All rights reserved | 155 Hill St. Milford, CT 06460 | 203-367-8777 | sales@QTL.lighting | www.QTL.lighting