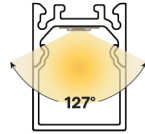





# VERS-DROP-SK (10) RGB

## 24VDC Linear Fixtures - Suspended



- 80 Suspension Kit configurations allow fixture to be seamlessly incorporated into any interior
- Create long, continuous lines of light with easy-to-use inline bracket connectors
- The lens sits proud of the fixture, allowing the most LED light engine options of any VERSatile fixture
- The lens creates a slim decorative line of light along the edge of the fixture
- Features integrated metal endcaps and durable anodized aluminum housings
- White Optics, an internal coating that results in greater lumen output, comes standard in all VERS fixtures.
- Consult factory for field assembly options

1	2	3	4	5	6	7	8	9	10	11	12	13	14	15
PRODUCT	WATTS/ FT	CCT	RATED	LENS	EXTERNAL LOUVER	WIRE INPUT/ OUTPUT	CONNECTOR/ WIRE IN	CONNECTOR/ WIRE OUT	WIRE COLOR	WIRE TYPE	MOUNTING	FINISH	LENGTH (IN)	EXACT/ OPTIMAL
VERS-10-SK-RGB	6.0	RGB			N/A	S2	BW	CLS	SV	AWM	SK			

Sample Part Number: **VERS-10-SK-RGB-6.0-RGB-DRY-DF-N/A-S2-BW-CLS-SV-SWM-SK-BK-48"-E**

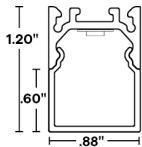
<b>1 PRODUCT</b> <b>VERS-10-SK-RGB</b> See following pages for compatible power supplies.	<b>2 WATTS/FT</b> <b>6.0</b> 6.0W/ft	<b>3 CCT</b> <b>RGB</b>	<b>4 RATED</b> <b>DRY</b> IP20 <b>DMP</b> IP54	<b>5 LENS</b> <b>DF</b> Diffused <b>PR</b> Polar  For representation of LED visibility, see Diode Visibility section on following pages. For beam angles, see Photometric Performance section on following pages.	<b>6 EXTERNAL LOUVER</b> <b>N/A</b> No Louver			
<b>7 WIRE INPUT/OUTPUT</b> <b>S2</b> Single 2 (Input only) - Bottom Feed	<b>8 CONNECTOR/WIRE IN</b> <b>BW</b> Bare Wire (Standard 36")  BW: Standard length is 36", max length is 120". Request custom length by writing in part number next to BW (example: BW48)	<b>9 CONNECTOR/WIRE OUT</b> <b>CLS</b> Closed End (No feed)  BW: Standard length is 36", Max length is 120". Request custom length by writing in part number next to BW (example: BW48)	<b>10 WIRE COLOR</b> <b>SV</b> Silver	<b>11 WIRE TYPE</b> <b>AWM</b> Appliance Wiring Material	<b>12 MOUNTING</b> <b>SK</b> Suspension Bracket	<b>13 FINISH</b> <b>ST</b> Satin <b>BK</b> Black <b>BZ</b> Bronze <b>WH</b> White <b>CU</b> Custom  Custom finishes require a longer lead time, consult factory. Any white finish other than RAL 9003 must be custom ordered	<b>14 LENGTH (IN)</b> Minimum length is 12", maximum length is 98" not including end caps. Contact us for lengths under 12".	<b>15 EXACT/OPTIMAL</b> <b>O</b> Optimal Illumination <b>E</b> Exact Specified Length  Exact fixtures match the exact length you specify, but they may have dim spots at the ends. Optimal fixtures are slightly shorter than the length specified, but provide full illumination from end to end. See Exact/Optimal Fixture Length charts.



# VERS-DROP-SK (10) RGB

24VDC Linear Fixtures - Suspended

## 1 PRODUCT - DIMENSIONS



Profile with lens

## 2 DELIVERED LUMENS

[Calculated L70 = 52000 hrs]  
Tested with VERS-10-SK-RGB-6.0-RGB-DRY

	Red		Green		Blue		All
	LM/FT	Wavelength	LM/FT	Wavelength	LM/FT	Wavelength	
PR	68	628	162	522	42	469	255
DF	64	628	154	522	40	469	244

## 5 DIODE VISIBILITY

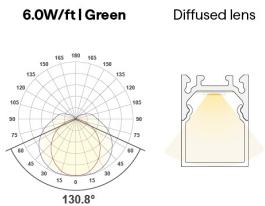


DF - Diffused lens

PR - Polar lens

## PHOTOMETRIC PERFORMANCE

Nominal beam spread shown, beam spread varies based on light engine. For more detailed information, see photometric data.



## TEMPERATURE RATINGS

		6.0 W/FT	
		Min	Max
DRY	Ambient Operating Temp - Surface	-13°F	105°F
DMP	Ambient Operating Temp - Surface	-13°F	100°F
WET	Ambient Operating Temp - Surface	-13°F	100°F

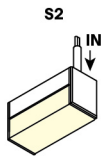


# VERS-DROP-SK (10) RGB

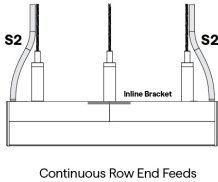
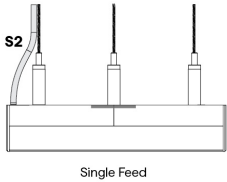
24VDC Linear Fixtures - Suspended

## 7 WIRE INPUT/ OUTPUT

SINGLE (Input only)



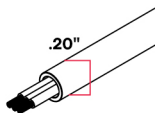
## CONFIGURATION OPTIONS



## 8 / 9 CONNECTOR/WIRE – IN/OUT

Connector/Wire In or Out not needed to specify product.

BW



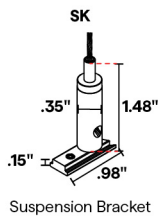
Bare Wire 36" | 22 AWG  
Clear outer jacket, metal shield

## 10 WIRE COLOR




Silver

## 12 MOUNTING



2 required up to 6' lengths;  
additional support required  
between 6' to 8'

## 13 FINISH



Custom finishes require a longer  
lead time, consult factory



# VERS-DROP-SK (10) RGB

## 24VDC Linear Fixtures - Suspended

15

EXACT/OPTIMAL FIXTURE LENGTH

E/O Length Calculator →

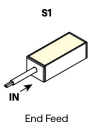
E/O Explained →

Exact fixtures are the exact length specified. Optimal fixtures' length is rounded down based on LED cut points to allow the fixture to be illuminated end to end. For runs with multiple fixtures that need to fill a specific length, it's recommended to order all optimal fixtures with an exact fixture at the end of the run.

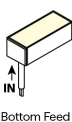


### RGB DRY DMP LENGTHS BY INCH

#### EXACT LENGTH

Requested Length	Potential dim spot on either end of a S1 fixture
	
12"	1"
13"	0.5"
14"	1"
15"	0.5"
16"	1"
17"	0.5"
18"	1"
19"	0.5"
20"	1"
21"	0.5"
22"	1"
23"	0.5"
24"	1"
36"	1"
48"	1"
60"	1"
72"	1"
84"	1"
96"	1"

#### OPTIMAL LENGTH

Requested Nominal Length	S2
	
12"	11.41"
13"	12.41"
14"	13.41"
15"	14.41"
16"	15.41"
17"	16.41"
18"	17.41"
19"	18.41"
20"	19.41"
21"	20.41"
22"	21.41"
23"	22.41"
24"	23.41"
36"	35.41"
48"	47.41"
60"	59.41"
72"	71.41"
84"	83.41"
96"	95.41"

### COMPATIBLE POWER SUPPLIES

See power supplies cut sheets for more information. Data subject to change, all data has +/- 5% tolerance.

DIM TO LEVEL	INDOOR
	RGB
0.1%	QT-CAB-eLED+DALI-DT8 QT-CAB-eLED+DMX QTM-eLED+DALI-DT8 QTM-eLED+DMX QZ-DMX
1%	QZ-DALI-DT8
10%	Non-Dim Power Supply with RGB App Dongle




# VERS-DROP-SK (10) RGB

24VDC Linear Fixtures - Suspended

DIMMING PROTOCOL	INDOOR
	RGB
DMX	QTM-eLED+DMX QZ-DMX
DALI-2: DT8	QT-CAB-eLED+DALI-DT8 QTM-eLED+DALI-DT8 QZ-DALI-DT8

## COMPATIBLE WIRING ACCESSORIES



UL Listed, miniature  
junction box, DRY/DMP  
(WET rated with silicone)

## COMPATIBLE CONTROL ACCESSORIES

SCENE APP DONGLE



Wi-Fi or Bluetooth  
Connectivity

DMX-US3



DMX-based  
controller

UX8



Easy-to-use  
DMX-based controller

IQ-DMX-STICK-CW4



DMX controller for  
changing color &  
dimming

IQ-DMX-STICK-DE3



DMX controller for  
changing color &  
dimming

DMX-US1



DMX-based  
controller

UX8



Easy-to-use  
DMX-based controller

IQ-DMX-STICK-CW4



DMX controller for  
changing color &  
dimming

## COMPATIBLE APPS

NFC APP



Read and write  
DMX addresses and  
adjust voltage



# VERS-SK

## Linear Fixtures - Suspended



- Shop drawings required for run lengths over 8ft
- If no suspension length provided, 36" is standard
- Suspension cable maximum length: 120"
- Suspension cable is field cuttable
- Suspended fixtures over 6ft require additional suspension points. 8ft lengths will bow 0.25" in middle without additional support.
- Any run length over 8' requires inline brackets
- Consult factory for power over aircraft
- Consult factory for custom color of canopy
- Lag Screw is for mounting into drywall, wood, or other types of finished ceilings for non-feed mounting only

### POWER FEED SUSPENSION KIT

1	2	3	4	5	6	7
PRODUCT	FEED	CANOPY SHAPE	CANOPY SIZE	CANOPY FINISH	APPLICATION	SUSPENSION CABLE LENGTH (IN)
SK			5"			

Sample Part Number: **SK-SF-RD-5"-WH-JB-36"**

1	2	3	4	5	6	7
PRODUCT	FEED	CANOPY SHAPE	CANOPY SIZE	CANOPY FINISH	APPLICATION	SUSPENSION CABLE LENGTH (IN)
SK	SF Single	RD Round Square	5"	WH White BK Black	JB Junction Box TB T-Bar Mount  JB - mounting bracket only, junction box not included TB - mounting bracket and junction box	36" 120"

### NON-FEED SUSPENSION KIT

1	2	3	4	5	6	7
PRODUCT	FEED	CANOPY SHAPE	CANOPY SIZE	CANOPY FINISH	APPLICATION	SUSPENSION CABLE LENGTH (IN)
SK	NF					

Sample Part Number: **SK-SF-RD-5"-WH-JB-36"**

1	2	3	4	5	6	7
PRODUCT	FEED	CANOPY SHAPE	CANOPY SIZE	CANOPY FINISH	APPLICATION	SUSPENSION CABLE LENGTH (IN)
SK	NF No Feed	RD Round Square	2" 5"  5"	WH White BK Black  WH White BK Black	TB T-Bar Mount LS Lag Screw  JB Junction Box  Mounting bracket only, junction box not included	36" 120"

### KIT CONTENTS

- 1/16" Steel suspension cable – 36" standard
- Selected canopy
- Cable Gripper
- Cable Coupler

#### JBOX

- Bracket to mount to junction box (junction box not included)
- Wire strain relief
- Ties for securing electrical cable to suspension cable

#### T-BAR – feed

- Includes junction box specifically designed for T-BAR applications
- Bracket to mount to junction box
- Wire strain relief
- Ties for securing electrical wire to suspension cable

#### T-BAR – non-feed

- Bracket to mount to T-BAR (no junction box)

#### LAG SCREW – non-feed only

- Double ended screw, with a wood thread side and machine thread side
- One piece cable coupler

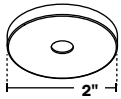


# VERS-SK

Linear Fixtures - Suspended

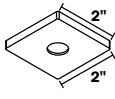
## 3 CANOPY OPTIONS

RD - 2" - NF



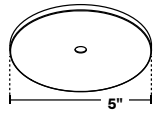
Round  
2"  
No Feed

SQ - 2" - NF



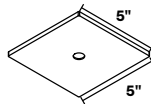
Square  
2"  
No Feed

RD - 5" - NF



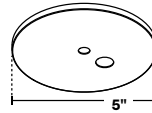
Round  
5"  
No Feed

SQ - 5" - NF



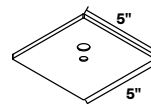
Square  
5"  
No Feed

RD - 5" - SF



Round  
5"  
Single Feed

SQ - 5" - SF



Square  
5"  
Single Feed

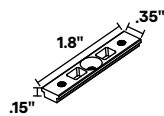
## 5 CANOPY FINISH



White

Black

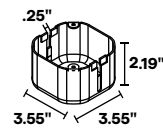
## JOINTS/CONNECTORS



Inline Bracket

## 6 APPLICATION

TB  
Power Feed Kit



T-Bar Junction Box

TB  
Non-Feed Kit



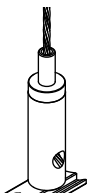
T-Bar Clip

LS



Lag Screw

## KIT HARDWARE



Cable Gripper



Cable Coupler

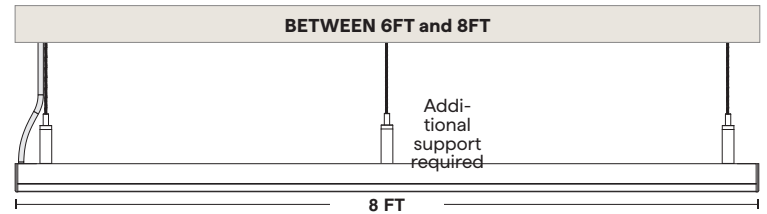
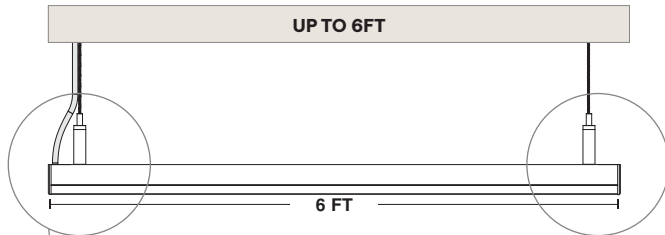


## VERS-SK

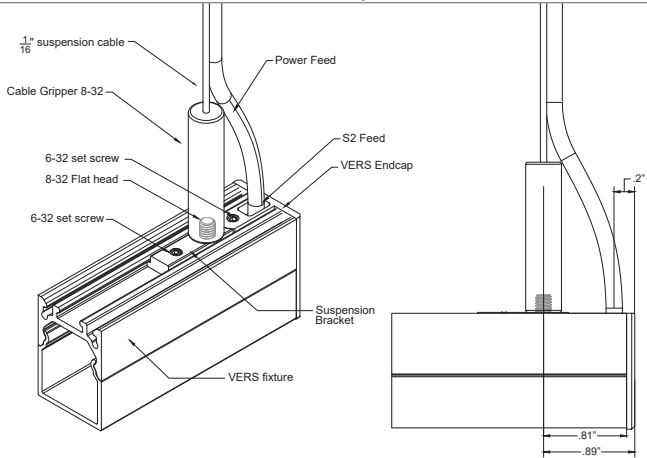
### Linear Fixtures - Suspended

#### MOUNTING

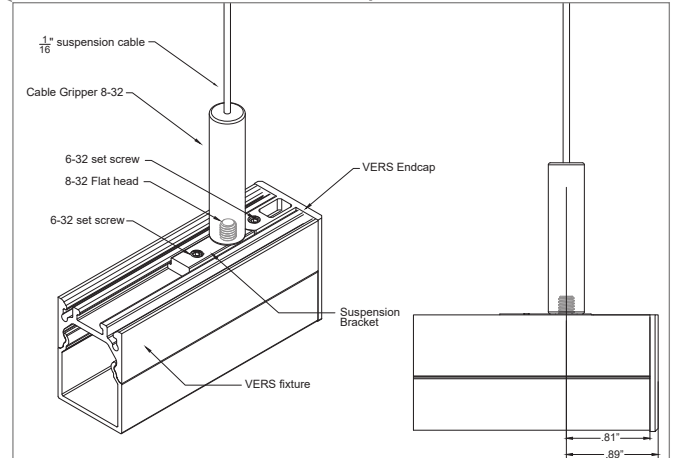
- Maximum single fixture length: 98"
- Suspended fixtures over 6ft require additional suspension points. 8ft lengths will bow 0.25" in middle without additional support.
- Shop drawings required for run lengths over 8ft



#### Power Feed Suspension



#### Non-Feed Suspension





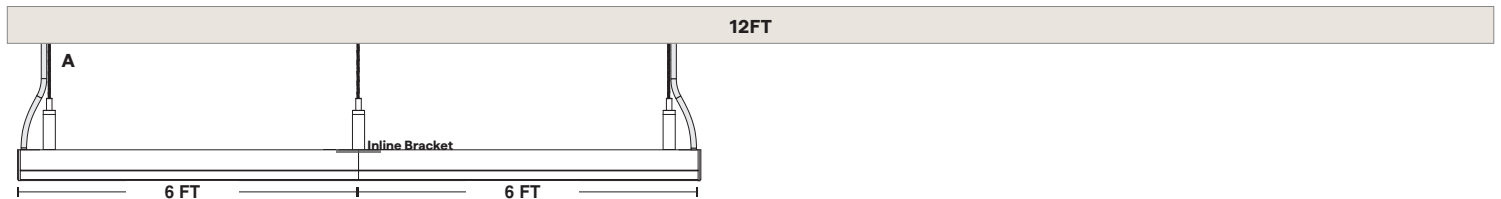


## VERS-SK

### Linear Fixtures - Suspended

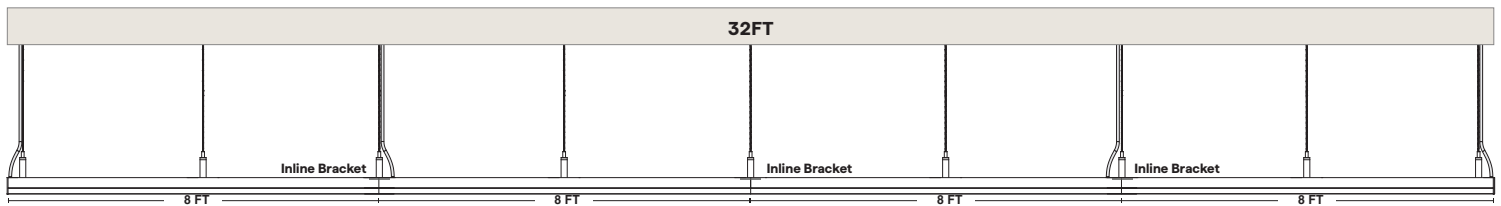
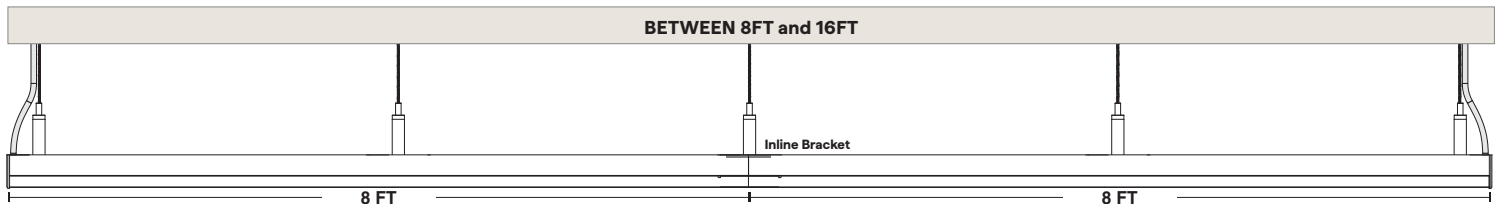
#### MOUNTING

- Maximum single fixture length: 98"
- Suspended fixtures over 6ft require additional suspension points. 8ft lengths will bow 0.25" in middle without additional support.
- Shop drawings required for run lengths over 8ft



Part number example for a suspended VERS-O1 dry rated static white fixture with a diffused lens in 1.5W/ft, 3000K, in a satin finish:

A VERS-10-SK-SW-1.5-30-DRY-DF-N/A-S2-BW-CLS-SV-AWM-SK-ST-144" (1X)  
SK-SF-RD-5"-WH-JB-36" (2X)  
SK-NF-RD-5"-WH-JB-36" (1X)



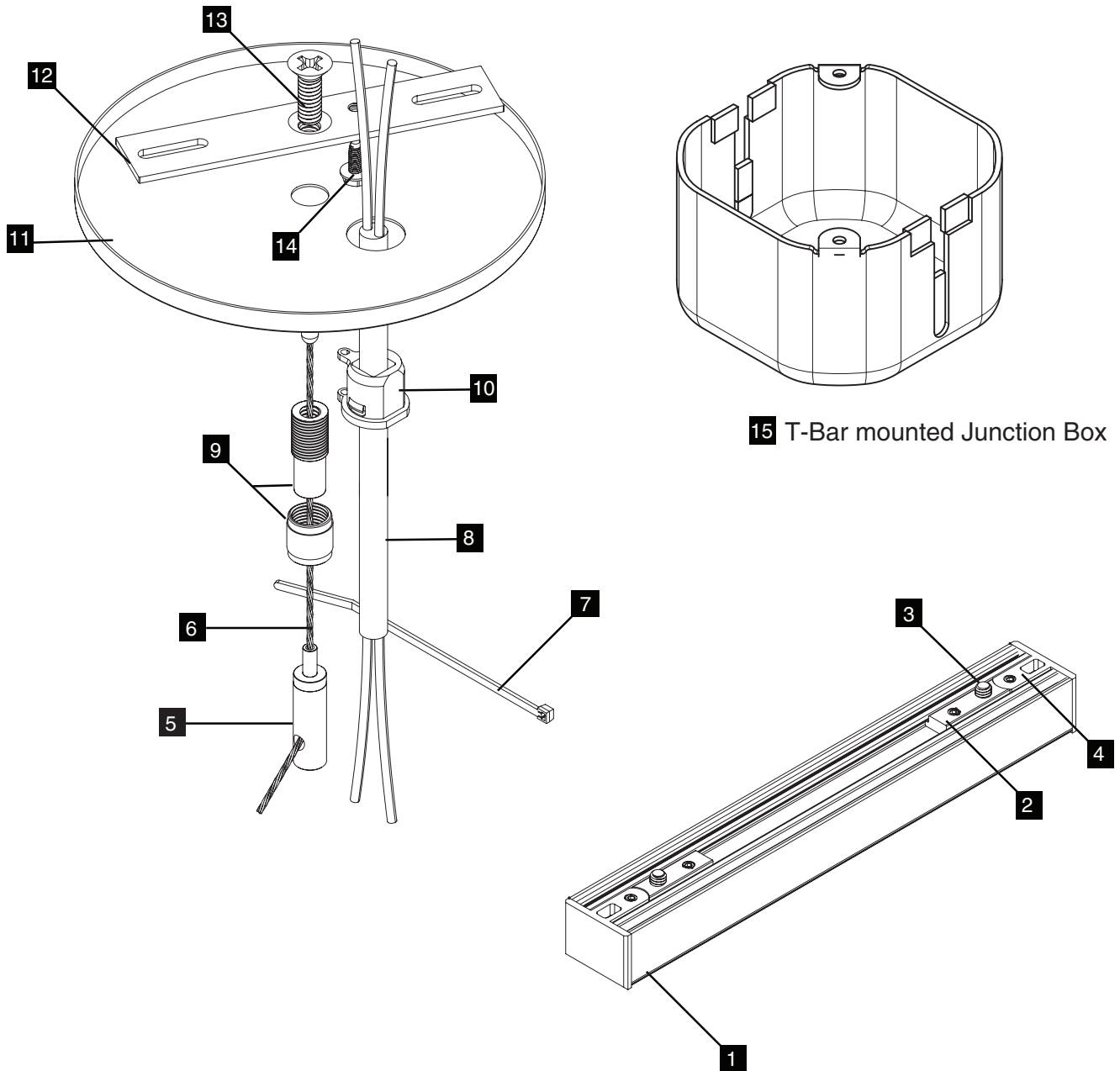


## VERS-SK

Linear Fixtures - Suspended

### SUSPENSION T-BAR POWER FEED ASSEMBLY

SK-SF-RD-5-\*\*-TB-36



### VERS SUSPENSION COMPONENTS

- |   |           |   |                    |    |               |    |        |    |               |    |             |    |              |
|---|-----------|---|--------------------|----|---------------|----|--------|----|---------------|----|-------------|----|--------------|
| 1 | VERS      | 2 | Suspension Bracket | 3  | 8-32 Screw    | 4  | Endcap | 5  | Cable Gripper | 6  | 1/16" Cable | 7  | Tie          |
| 8 | Lead Wire | 9 | Cable Coupler      | 10 | Strain Relief | 11 | Canopy | 12 | Crossbar      | 13 | 1/4"-20     | 14 | Ground Screw |



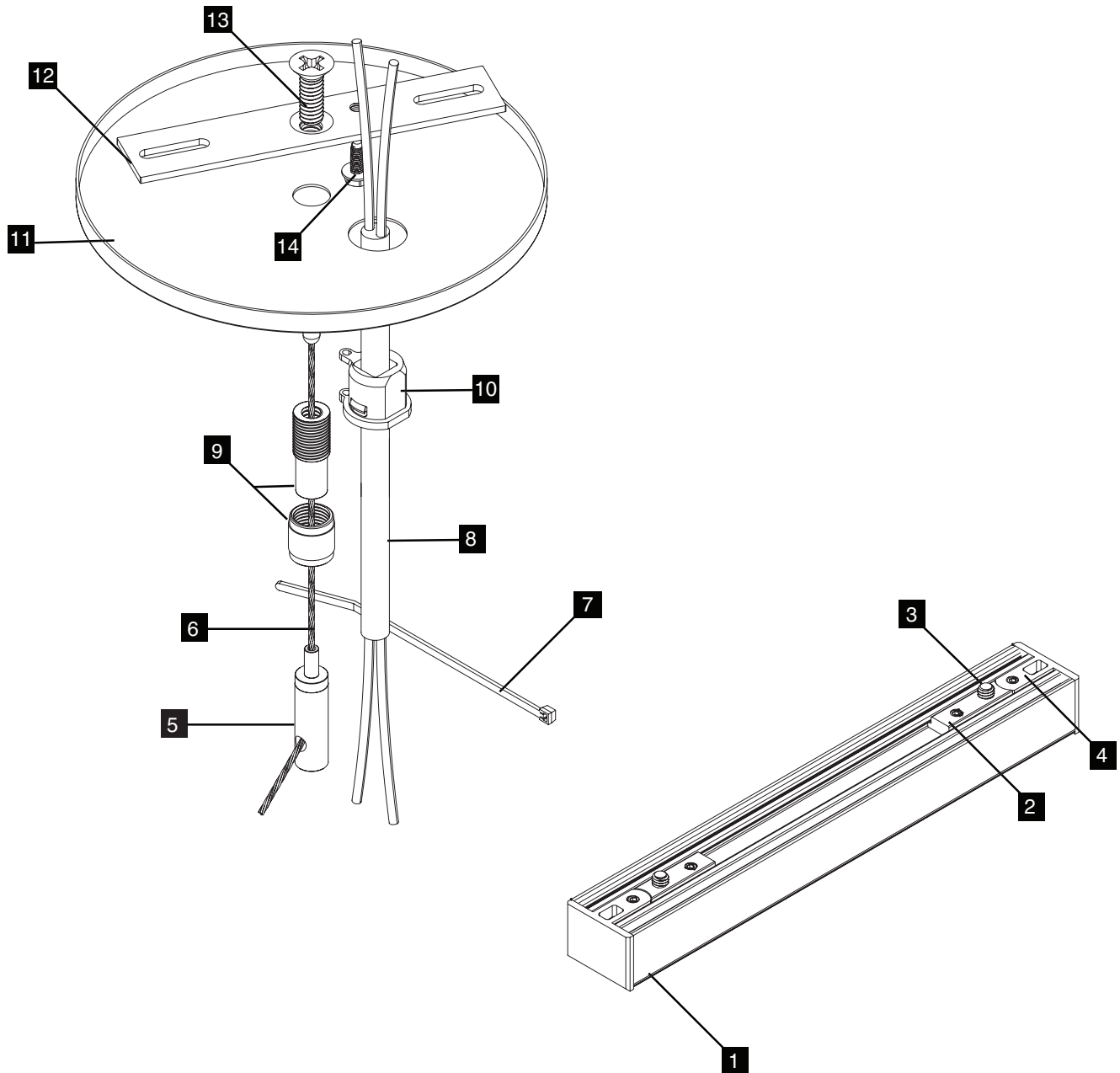
## VERS-SK

Linear Fixtures - Suspended

### SUSPENSION POWER FEED ASSEMBLY - TO MOUNT TO JUNCTION BOX\*

\*JUNCTION BOX NOT INCLUDED

SK-SF-RD-5-\*\*-JB-36



### VERS SUSPENSION COMPONENTS

- |   |           |   |                    |    |               |    |        |    |               |    |             |    |              |
|---|-----------|---|--------------------|----|---------------|----|--------|----|---------------|----|-------------|----|--------------|
| 1 | VERS      | 2 | Suspension Bracket | 3  | 8-32 Screw    | 4  | Endcap | 5  | Cable Gripper | 6  | 1/16" Cable | 7  | Tie          |
| 8 | Lead Wire | 9 | Cable Coupler      | 10 | Strain Relief | 11 | Canopy | 12 | Crossbar      | 13 | 1/4"-20     | 14 | Ground Screw |

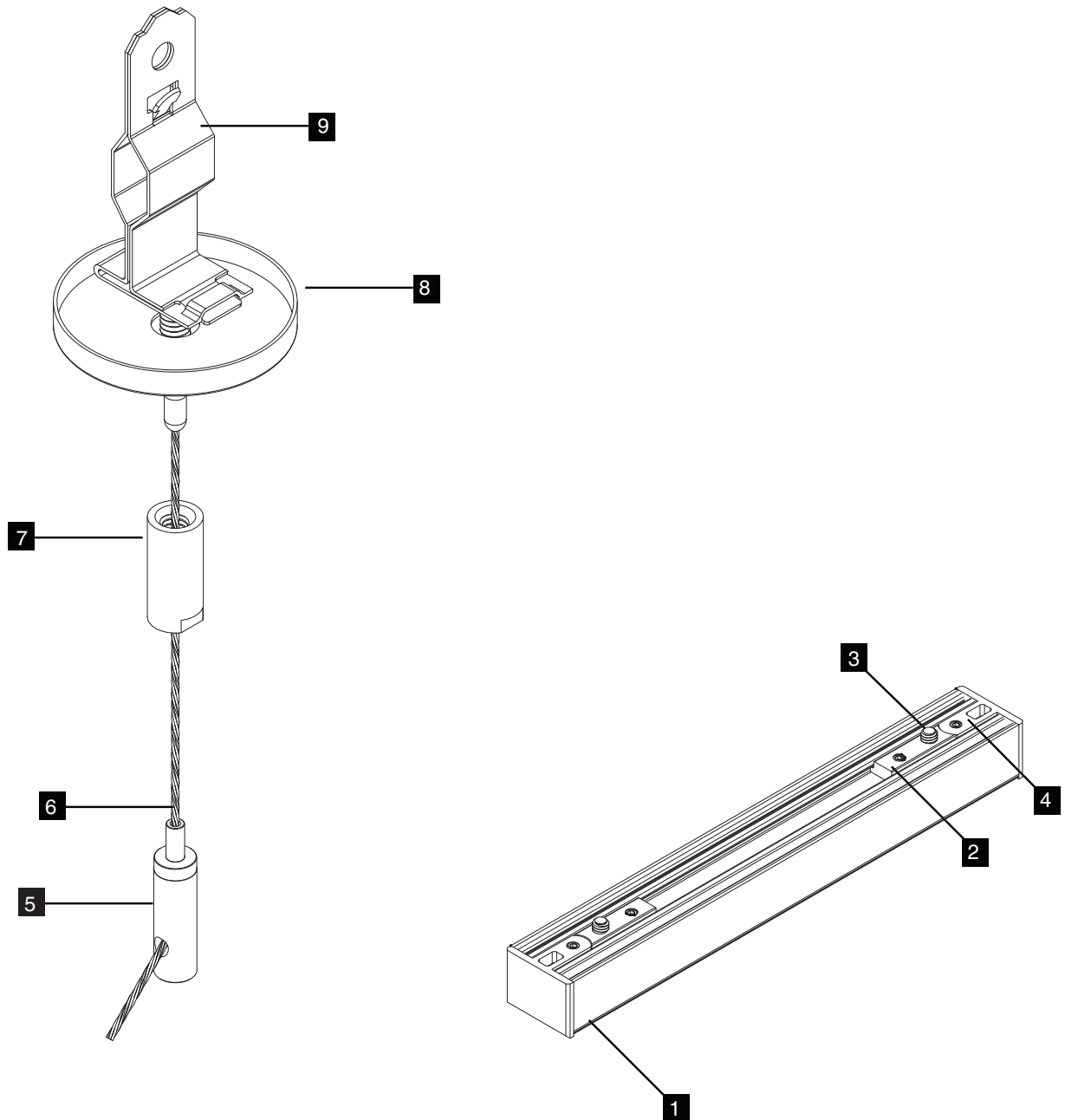


## VERS-SK

Linear Fixtures - Suspended

### SUSPENSION T-BAR NON-FEED ASSEMBLY

SK-NF-RD-2-NF-\* -TB-36



### NON-POWERED FEED KIT

1	VERS	2	Suspension Bracket	3	8-32 Screw	4	Endcap	5	Cable Gripper
6	1/16" Cable	7	Cable Coupler	8	Canopy	9	T-Bar Clip		

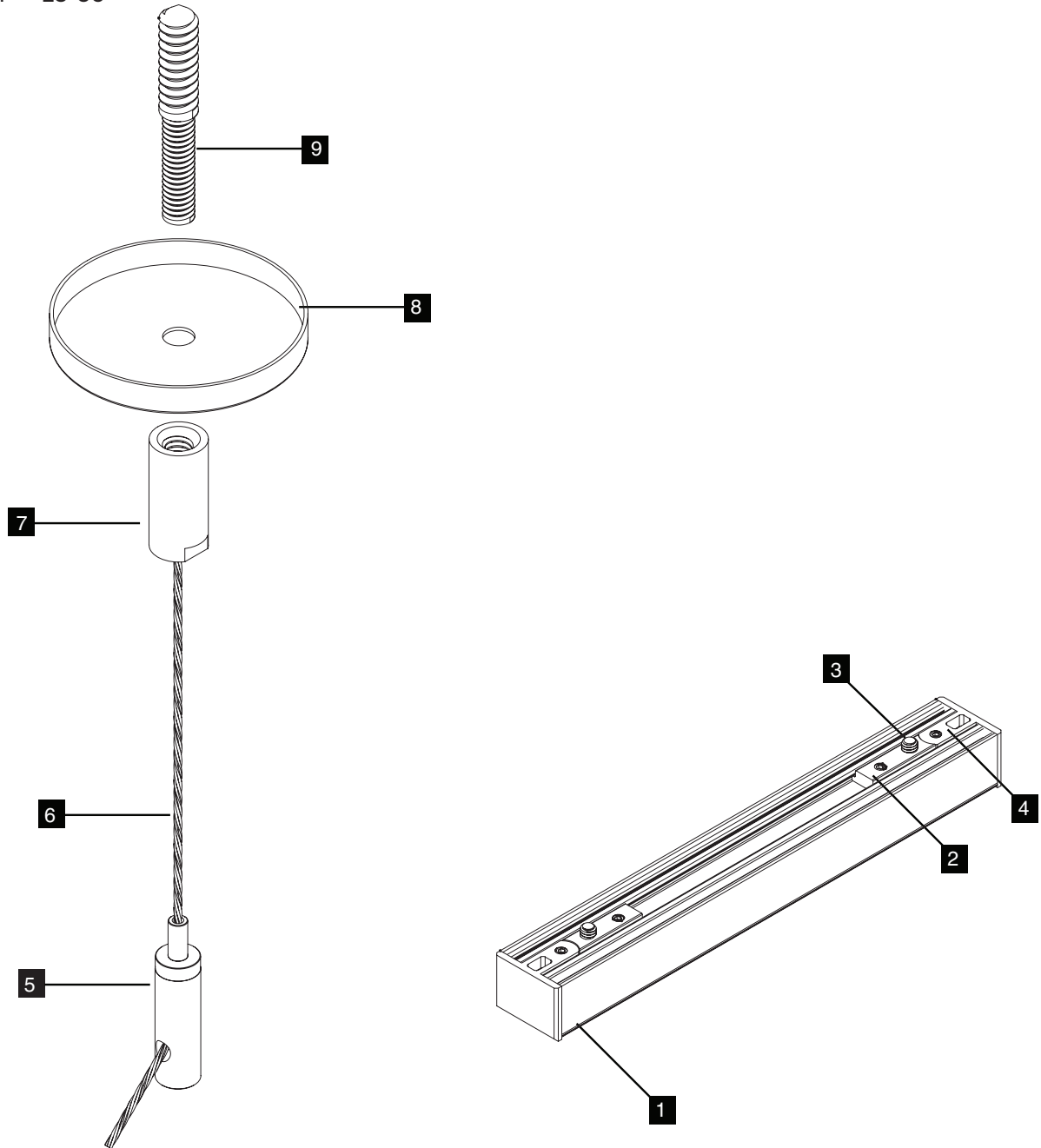


## VERS-SK

Linear Fixtures - Suspended

### LAG SCREW NON-FEED ASSEMBLY

SK-NF-RD-2-NF-\*-LS-36



#### NON-POWERED FEED KIT

<b>1</b> VERS	<b>2</b> Suspension Bracket	<b>3</b> 8-32 Screw	<b>4</b> Endcap	<b>5</b> Cable Gripper
<b>6</b> 1/16" Cable	<b>7</b> Cable Coupler	<b>8</b> Canopy	<b>9</b> Lag Screw	