VERS-INSERT-SK (08) STATIC WHITE

24VDC Linear Fixtures - Suspended

WHITE OPTICS | c UL us LISTED | NEC 410.2 & 410.16 Closet Rated up to 4.0W/ft | RoHS COMPLIANT | EPD ENVIRONMENTAL PRODUCT DECLARATION | JA8 2016 | 1-BIN 1-STEP | 5 YEAR WARRANTY | BAA BUY AMERICAN ACT COMPLIANT | BABA BUILD AMERICA, BUY AMERICA COMPLIANT

- 80 Suspension Kit configurations allow fixture to be seamlessly incorporated into any interior
- Create long, continuous lines of light with easy-to-use inline bracket and double feed joiner connectors
- A VERSatile fixture that offers prismatic or batwing insert options
- Lens options provide glare reduction or spread the light in a batwing distribution
- Features integrated metal endcaps and durable anodized aluminum housings
- With standard internal White Optics coating, fixtures achieve greater lumen efficacies
- Suitable for installation in the storage area of a clothes closet when specified with LEDs at 4.0 watts or less per foot per NEC regulations
- Consult factory for field assembly options
- Optional external louver accessory available in white or black for added glare control

1 PRODUCT	2 WATTS/ FT	3 CCT	4 RATED	5 LENS	6 EXTERNAL LOUVER	7 WIRE INPUT/ OUTPUT	8 CONNECTOR/ WIRE IN	9 CONNECTOR/ WIRE OUT	10 WIRE COLOR	11 WIRE TYPE	12 MOUNTING	13 FINISH	14 LENGTH (IN)	15 EXACT/ OPTIMAL
						S2	BW	CLS	SV	AWM	SK			

Sample Part Number: **VERS-08-SW-5.0-30-DRY-BAT-L1-BK-P1-CON6-CON6-BK-CL2-MG-BK-48"-E**

1 PRODUCT

VERS-08-SK-SW
VERS-08-SK-SW-USA

Select USA option for BAA and BABA projects. Only DRY ratings apply.

See following pages for compatible power supplies.

2 WATTS/FT

1.5	1.5W/ft
3.0	3.0W/ft
4.0	4.0W/ft
5.0	5.0W/ft
1.5HE	1.5W/ft HE
3.0HE	3.0W/ft HE
6.0HE	6.0W/ft HE
9.0HE	9.0W/ft HE

1.5	1.5W/ft
3.0	3.0W/ft
4.0	4.0W/ft
5.0	5.0W/ft
1.5HE	1.5W/ft HE
3.0HE	3.0W/ft HE
6.0HE	6.0W/ft HE

3 CCT

20	2000K
22	2200K
24	2400K
27	2700K
30	3000K
35	3500K
40	4000K

24	2400K
27	2700K
30	3000K
35	3500K
40	4000K

4 RATED

DRY	IP20
DMP	IP54

5 LENS

BAT	Batwing
GC	Glare Control

For representation of LED visibility, see Diode Visibility section on following pages. For beam angles, see Photometric Performance section on following pages.

6 EXTERNAL LOUVER

L1-WH	White Plastic
L1-BK	Black Plastic
L2-ST	Satin Anodized Aluminum
L2-BK	Black Anodized Aluminum
L2-WH	White Powder Coated Aluminum
N/A	No Louver

L1 Plastic Louvers come in 12" lengths, multiple pieces will be used to match fixture length. L2 Aluminum louvers come in maximum 98" lengths and will be cut to match fixture length. White and custom painted finishes are not compatible with L2 external louvers.

7 WIRE INPUT/OUTPUT

S2 Single 2 (Input only) - Bottom Feed

8 CONNECTOR/WIRE IN

BW Bare Wire (Standard 36")

BW: Standard length is 36", max length is 120". Request custom length by writing in part number next to BW (example: BW48)

9 CONNECTOR/WIRE OUT

CLS Closed End (No feed)

BW: Standard length is 36", Max length is 120". Request custom length by writing in part number next to BW (example: BW48)

10 WIRE COLOR

SV Silver

11 WIRE TYPE

AWM Appliance Wiring Material

12 MOUNTING

SK Suspension Bracket

13 FINISH

ST	Satin
BK	Black
BZ	Bronze
WH	White
CU	Custom

White and custom finishes are incompatible with external louvers; custom finishes have longer lead times. Non-RAL 9003 whites custom.

14 LENGTH (IN)

Minimum length is 12", maximum length is 98" not including end caps. Contact us for lengths under 12".

15 EXACT/OPTIMAL

O	Optimal Illumination
E	Exact Specified Length

Exact fixtures match the exact length you specify, but they may have dim spots at the ends. Optimal fixtures are slightly shorter than the length specified, but provide full illumination from end to end. See Exact/Optimal Fixture Length charts.

© 2026 QTL. All rights reserved | 155 Hill St. Milford, CT 06460 | 203-367-8777 | sales@QTL.lighting | www.QTL.lighting

Specification subject to change. Rev-01-13-26

5 year warranty | Warranty only valid with QTL power supplies | Field modifications void warranty | Data subject to change, all data has +/- 5% tolerance | Suitable for installation in the storage area of a clothes closet when using wattage of 4.0W/ft or less

VERS-INSERT-SK (08) STATIC WHITE

24VDC Linear Fixtures - Suspended

1 PRODUCT - DIMENSIONS

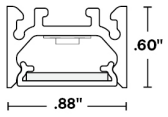

Profile with lens

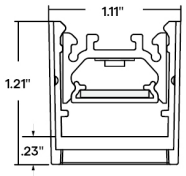

Profile with L1 Louver

2 DELIVERED LUMENS

[Calculated L70 = 70000 hrs, L70 = 66000 hrs for HE]
Tested with VERS-08-SK-SW-**-30-DRY

	1.5 W/FT			1.5HE W/FT			3.0 W/FT			3.0HE W/FT			4.0 W/FT			5.0 W/FT			6.0HE W/FT			9.0HE W/FT		
	LM/FT	CRI	UGR	LM/FT	CRI	UGR	LM/FT	CRI	UGR	LM/FT	CRI	UGR	LM/FT	CRI	UGR	LM/FT	CRI	UGR	LM/FT	CRI	UGR	LM/FT	CRI	UGR
BAT	130	98	N/A	149	98	N/A	226	98	N/A	290	97	N/A	282	98	N/A	349	98	N/A	581	98	N/A	797	98	N/A
GC	142	98	≤ 17.8	167	98	≤18.8	260	98	≤ 19.7	330	97	≤21.0	315	98	≤ 20.5	382	98	≤ 21.7	602	98	≤23.3	818	98	≤24.4

6 DIODE VISIBILITY



5 DIODE VISIBILITY

BAT - Batwing lens

GC - Glare Control lens

PHOTOMETRIC PERFORMANCE

Nominal beam spread shown, beam spread varies based on light engine. For more detailed information, see photometric data.

5W/ft Batwing lens

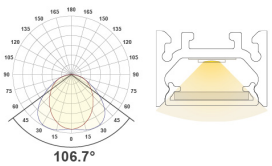

5W/ft Glare Control lens

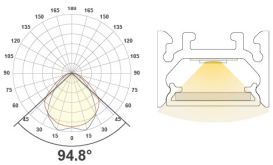

© 2026 QTL. All rights reserved | 155 Hill St. Milford, CT 06460 | 203-367-8777 | sales@QTL.lighting | www.QTL.lighting

VERS-INSERT-SK (08) STATIC WHITE

24VDC Linear Fixtures - Suspended

TEMPERATURE RATINGS

		1.5 W/FT		1.5 HE W/FT		3.0 W/FT		3.0 HE W/FT		4.0 W/FT		5.0 W/FT		6.0 HE W/FT		9.0 HE W/FT	
		Min	Max	Min	Max	Min	Max	Min	Max	Min	Max	Min	Max	Min	Max	Min	Max
DRY	Ambient Operating Temp - Surface	-4°F	140°F	-4°F	145°F	-4°F	130°F	-4°F	135°F	-4°F	125°F	-4°F	120°F	-4°F	120°F	-4°F	100°F
DMP	Ambient Operating Temp - Surface	-4°F	135°F	-4°F	140°F	-4°F	125°F	-4°F	130°F	-4°F	120°F	-4°F	115°F	-4°F	115°F	-13°F	95°F
WET	Ambient Operating Temp - Surface	-4°F	135°F	—	—	-4°F	125°F	—	—	-4°F	120°F	-4°F	115°F	—	—	—	—

6 EXTERNAL LOUVER

PLASTIC

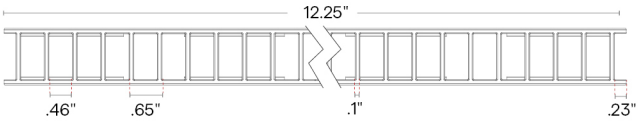

L1-XX

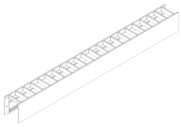

Lumen Multiplier

WH	BK
0.70	0.54

7 WIRE INPUT/ OUTPUT

SINGLE (Input only)

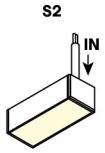

CONFIGURATION OPTIONS

Single Feed

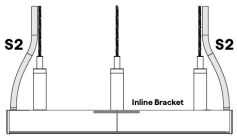

Continuous Row End Feeds

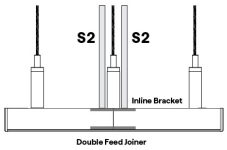

Continuous Row Center Feeds

© 2026 QTL. All rights reserved | 155 Hill St. Milford, CT 06460 | 203-367-8777 | sales@QTL.lighting | www.QTL.lighting

VERS-INSERT-SK (08) STATIC WHITE

24VDC Linear Fixtures - Suspended

8 / 9 CONNECTOR/WIRE – IN/OUT

Connector/Wire In or Out not needed to specify product.

BW

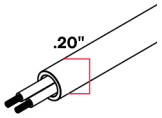

Bare Wire 36" | 22 AWG
Clear outer jacket, metal shield

10 WIRE COLOR

Silver

12 MOUNTING

SK

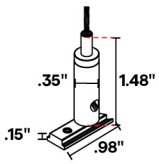

Suspension Bracket

2 required up to 6' lengths; additional support required between 6' to 8'

13 FINISH

Satin

Black

Bronze

White

Custom finishes require a longer lead time, consult factory

15 EXACT/OPTIMAL FIXTURE LENGTH

E/O Length Calculator →

E/O Explained →

Exact fixtures are the exact length specified. Optimal fixtures' length is rounded down based on LED cut points to allow the fixture to be illuminated end to end. For runs with multiple fixtures that need to fill a specific length, it's recommended to order all optimal fixtures with an exact fixture at the end of the run.

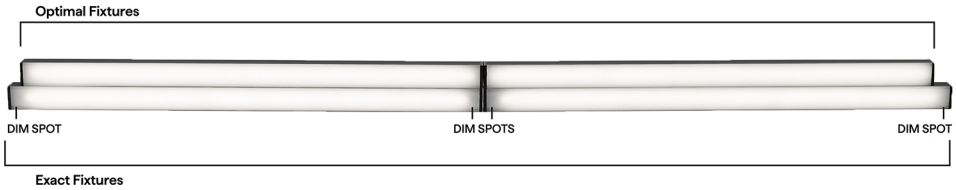

© 2026 QTL. All rights reserved | 155 Hill St. Milford, CT 06460 | 203-367-8777 | sales@QTL.lighting | www.QTL.lighting

VERS-INSERT-SK (08) STATIC WHITE

24VDC Linear Fixtures - Suspended

SW DRY DMP LENGTHS BY INCH

EXACT LENGTH

Requested Length	Potential dim spot on either end of a S1 fixture 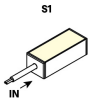 End Feed
12"	0.5"
13"	0.5"
14"	0.5"
15"	0.5"
16"	0.5"
17"	0.5"
18"	0.5"
19"	0.5"
20"	0.5"
21"	0.5"
22"	0.5"
23"	0.5"
24"	0.5"
36"	0.5"
48"	0.5"
60"	0.5"
72"	0.5"
84"	0.5"
96"	0.5"

OPTIMAL LENGTH

Requested Nominal Length	S2 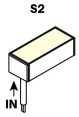 Bottom Feed
12"	11.51"
13"	12.51"
14"	13.51"
15"	14.51"
16"	15.51"
17"	16.51"
18"	17.51"
19"	18.51"
20"	19.51"
21"	20.51"
22"	21.51"
23"	22.51"
24"	23.51"
36"	35.51"
48"	47.51"
60"	59.51"
72"	71.51"
84"	83.51"
96"	95.51"

SW-HE DRY DMP LENGTHS BY INCH

EXACT LENGTH

Requested Length	Potential dim spot on either end of a S1 fixture 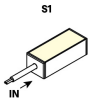 End Feed
12"	1"
13"	0.5"
14"	1"
15"	0.5"
16"	1"
17"	0.5"
18"	1"
19"	0.5"
20"	1"
21"	0.5"
22"	1"
23"	0.5"
24"	1"
36"	1"
48"	1"
60"	1"
72"	1"
84"	1"
96"	1"

OPTIMAL LENGTH

Requested Nominal Length	S2 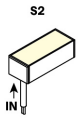 Bottom Feed
12"	11.51"
13"	12.51"
14"	13.51"
15"	14.51"
16"	15.51"
17"	16.51"
18"	17.51"
19"	18.51"
20"	19.51"
21"	20.51"
22"	21.51"
23"	22.51"
24"	23.51"
36"	35.51"
48"	47.51"
60"	59.51"
72"	71.51"
84"	83.51"
96"	95.51"

© 2026 QTL. All rights reserved | 155 Hill St. Milford, CT 06460 | 203-367-8777 | sales@QTL.lighting | www.QTL.lighting

VERS-INSERT-SK (08) STATIC WHITE

24VDC Linear Fixtures - Suspended

COMPATIBLE POWER SUPPLIES

See power supplies cut sheets for more information. Data subject to change, all data has +/- 5% tolerance.

DIM TO LEVEL	INDOOR	
	SW24/1.5-4.0	SW24/5.0, SW-HE, SW-HE+
Dim to Black	Q6M-DC+CAP QTM-DC+CAP iQ-PH+QD1	Q6M-DC+CAP QTM-DC+CAP iQ-PH+QD1
0.1%	QT-CAB-QZ-PH/0-10V QT-CAB-eLED+0-10V QT-CAB-eLED+0-10V-AWN QT-CAB-eLED+DALI-DT6 QT-CAB-eLED+DALI-DT6-AWN QTM-eLED+0-10V QTM-eLED+0-10V-AWN QTM-eLED+DALI-DT6 QTM-eLED+DALI-DT6-AWN QZ-BOWTIE+DIMMER QZ-DMX QZ-PH/0-10V QZ-STICK-PH/0-10V QZLP	QT-CAB-QZ-PH/0-10V QT-CAB-eLED+0-10V QT-CAB-eLED+0-10V-AWN QT-CAB-eLED+DALI-DT6 QT-CAB-eLED+DALI-DT6-AWN QTM-eLED+0-10V QTM-eLED+0-10V-AWN QTM-eLED+DALI-DT6 QTM-eLED+DALI-DT6-AWN QZ-BOWTIE+DIMMER QZ-DMX QZ-PH/0-10V QZ-STICK-PH/0-10V QZLP
1%	QTM-eLED(E) QZ-DALI-DT6	QTM-eLED(E) QZ-DALI-DT6
10%	Non-Dim Power Supply with SW App Dongle	Non-Dim Power Supply with SW App Dongle

DIMMING PROTOCOL	INDOOR	
	SW24/1.5-4.0	SW24/5.0, SW-HE, SW-HE+
Non-Dim	QT-CAB-eLED-ND QTM-eLED-ND QZ-ND	QT-CAB-eLED-ND QTM-eLED-ND QZ-ND
Phase	Q6M-DC+CAP QT-CAB-QZ-PH/0-10V QTM-DC+CAP QTM-eLED(E) QZ-BOWTIE+DIMMER QZ-PH/0-10V QZ-STICK-PH/0-10V QZLP iQ-PH+QD1	Q6M-DC+CAP QT-CAB-QZ-PH/0-10V QTM-DC+CAP QTM-eLED(E) QZ-BOWTIE+DIMMER QZ-PH/0-10V QZ-STICK-PH/0-10V QZLP iQ-PH+QD1
0-10V	QT-CAB-QZ-PH/0-10V QT-CAB-eLED+0-10V QT-CAB-eLED+0-10V-AWN QTM-eLED+0-10V QTM-eLED+0-10V-AWN QZ-PH/0-10V QZ-STICK-PH/0-10V QZLP	QT-CAB-QZ-PH/0-10V QT-CAB-eLED+0-10V QT-CAB-eLED+0-10V-AWN QTM-eLED+0-10V QTM-eLED+0-10V-AWN QZ-PH/0-10V QZ-STICK-PH/0-10V QZLP
Lutron Athena	QT-CAB-eLED+0-10V-AWN QT-CAB-eLED+DALI-DT6-AWN QTM-eLED+0-10V-AWN QTM-eLED+DALI-DT6-AWN	QT-CAB-eLED+0-10V-AWN QT-CAB-eLED+DALI-DT6-AWN QTM-eLED+0-10V-AWN QTM-eLED+DALI-DT6-AWN
ECO System	QTM-eLED(E)	QTM-eLED(E)
DMX	QZ-DMX	QZ-DMX
DALI-2: DT6	QT-CAB-eLED+DALI-DT6 QT-CAB-eLED+DALI-DT6-AWN QTM-eLED+DALI-DT6 QTM-eLED+DALI-DT6-AWN QZ-DALI-DT6	QT-CAB-eLED+DALI-DT6 QT-CAB-eLED+DALI-DT6-AWN QTM-eLED+DALI-DT6 QTM-eLED+DALI-DT6-AWN QZ-DALI-DT6
SCENE App Dimmed	Non-Dim Power Supply with SW App Dongle	Non-Dim Power Supply with SW App Dongle

© 2026 QTL. All rights reserved | 155 Hill St. Milford, CT 06460 | 203-367-8777 | sales@QTL.lighting | www.QTL.lighting

VERS-INSERT-SK (08) STATIC WHITE

24VDC Linear Fixtures - Suspended

COMPATIBLE WIRING ACCESSORIES

Q-mini-J

UL Listed, miniature junction box, DRY/DMP (WET rated with silicone)

Q-mini-J5



UL Listed, miniature junction box, DRY/DMP (WET rated with silicone)

COMPATIBLE APPS

NFC APP

Read and write DMX addresses and adjust voltage

VERS-SK

Linear Fixtures - Suspended

- Shop drawings required for run lengths over 8ft
- If no suspension length provided, 36" is standard
- Suspension cable maximum length: 120"
- Suspension cable is field cuttable
- Suspended fixtures over 6ft require additional suspension points. 8ft lengths will bow 0.25" in middle without additional support.
- Any run length over 8' requires inline brackets
- Consult factory for power over aircraft
- Consult factory for custom color of canopy
- Lag Screw is for mounting into drywall, wood, or other types of finished ceilings for non-feed mounting only

POWER FEED SUSPENSION KIT

1 PRODUCT	2 FEED	3 CANOPY SHAPE	4 CANOPY SIZE	5 CANOPY FINISH	6 APPLICATION	7 SUSPENSION CABLE LENGTH (IN)
SK			5"			

Sample Part Number: **SK-SF-RD-5"-WH-JB-36"**

1 PRODUCT

SK	

2 FEED

SF	Single
DF	Double

3 CANOPY SHAPE

RD	Round
SQ	Square

4 CANOPY SIZE

5"

5 CANOPY FINISH

WH	White
BK	Black

6 APPLICATION

JB	Junction Box
TB	T-Bar Mount

JB - mounting bracket only, junction box not included
TB - mounting bracket and junction box

7 SUSPENSION CABLE LENGTH (IN)

36"
120"

NON-FEED SUSPENSION KIT

1 PRODUCT	2 FEED	3 CANOPY SHAPE	4 CANOPY SIZE	5 CANOPY FINISH	6 APPLICATION	7 SUSPENSION CABLE LENGTH (IN)
SK	NF					

Sample Part Number: **SK-SF-RD-5"-WH-JB-36"**

1 PRODUCT

SK	

2 FEED

NF	No Feed

3 CANOPY SHAPE

RD	Round
SQ	Square

4 CANOPY SIZE

2"
5"
5"

5 CANOPY FINISH

WH	White
BK	Black
WH	White
BK	Black

6 APPLICATION

TB	T-Bar Mount
LS	Lag Screw

TB - T-Bar clip only, junction box not included

JB	Junction Box

Mounting bracket only, junction box not included

7 SUSPENSION CABLE LENGTH (IN)

36"
120"

KIT CONTENTS

- 1/16" Steel suspension cable – 36" standard
- Selected canopy
- Cable Gripper
- Cable Coupler

JBOX
- Bracket to mount to junction box (junction box not included)
- Wire strain relief
- Ties for securing electrical cable to suspension cable

T-BAR – feed
- Includes junction box specifically designed for T-BAR applications
- Bracket to mount to junction box
- Wire strain relief
- Ties for securing electrical wire to suspension cable

T-BAR – non-feed
- Bracket to mount to T-BAR (no junction box)

LAG SCREW – non-feed only
- Double ended screw, with a wood thread side and machine thread side
- One piece cable coupler

© 2024 QTL. All rights reserved | 155 Hill St. Milford, CT 06460 | 203-367-8777 | sales@QTL.lighting | QTL.lighting

VERS-SK

Linear Fixtures - Suspended

3 CANOPY OPTIONS

RD - 2" - NF

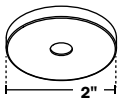

Round
2"
No Feed

SQ - 2" - NF

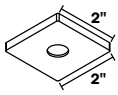

Square
2"
No Feed

RD - 5" - NF

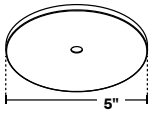

Round
5"
No Feed

SQ - 5 - NF

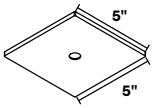

Square
5"
No Feed

RD - 5" - SF

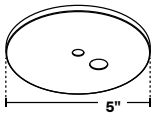

Round
5"
Single Feed

SQ - 5" - SF

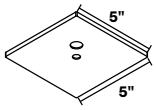

Square
5"
Single Feed

RD - 5" - DF

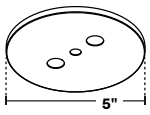

Round
5"
Double Feed

SQ - 5" - DF

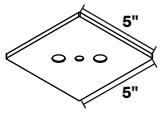

Square
5"
Double Feed

5 CANOPY FINISH



White

Black

JOINTS/CONNECTORS

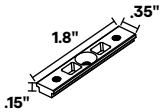

Inline Bracket

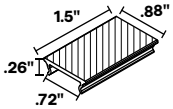

Double Feed Joiner

6 APPLICATION

TB
Power Feed Kit

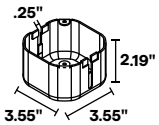

T-Bar Junction Box

TB
Non-Feed Kit

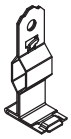

T-Bar Clip

LS

Lag Screw

KIT HARDWARE

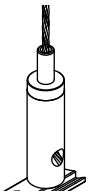

Cable Gripper

Cable Coupler

© 2024 QTL. All rights reserved | 155 Hill St. Milford, CT 06460 | 203-367-8777 | sales@QTL.lighting | QTL.lighting

VERS-SK

Linear Fixtures - Suspended

MOUNTING

- Maximum single fixture length: 98”
- Suspended fixtures over 6ft require additional suspension points. 8ft lengths will bow 0.25” in middle without additional support.
- Shop drawings required for run lengths over 8ft
- Any double fed fixture will come with double feed joiner and inline bracket

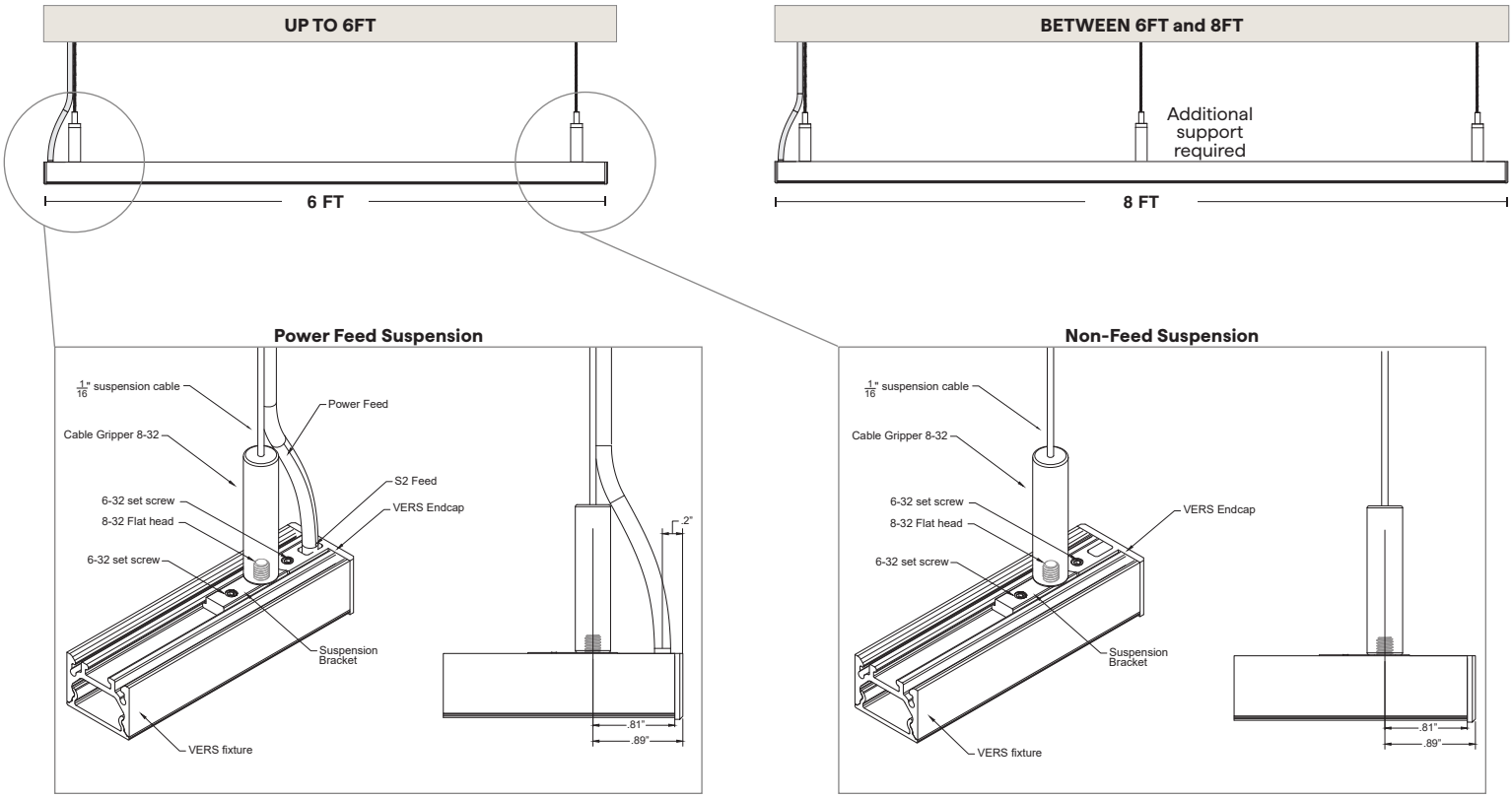

© 2024 QTL. All rights reserved | 155 Hill St. Milford, CT 06460 | 203-367-8777 | sales@QTL.lighting | QTL.lighting

VERS-SK

Linear Fixtures - Suspended

MOUNTING

- Maximum single fixture length: 98"
- Suspended fixtures over 6ft require additional suspension points. 8ft lengths will bow 0.25" in middle without additional support.
- Shop drawings required for run lengths over 8ft
- Any double fed fixture will come with double feed joiner and inline bracket

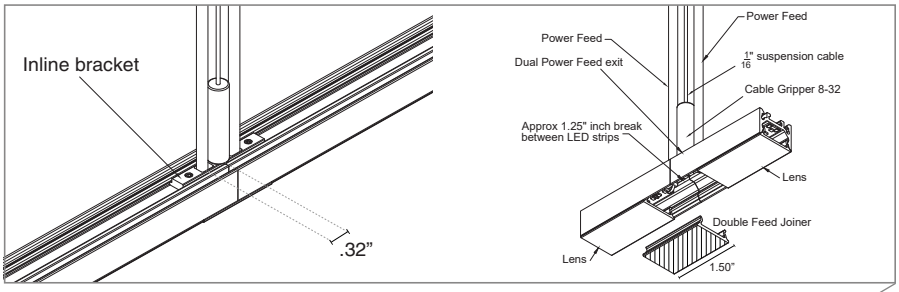

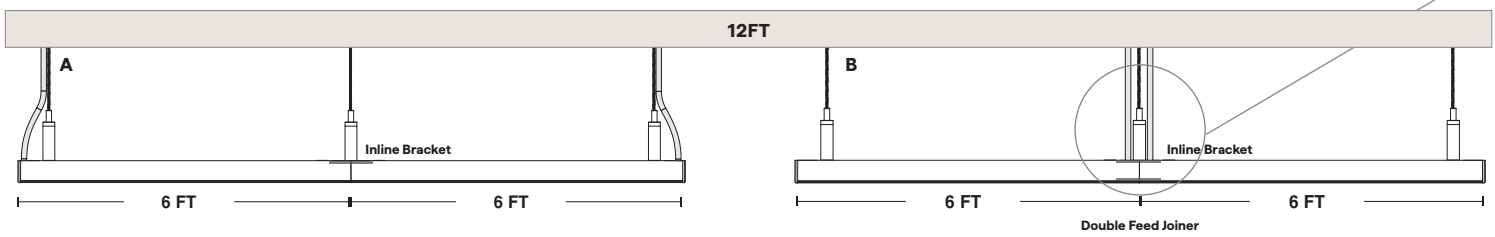

Part number example for a suspended VERS-01 dry rated static white fixture with a diffused lens in 1.5W/ft, 3000K, in a satin finish:

A VERS-01-SK-SW-1.5-30-DRY-DF-N/A-S2-BW-CLS-SV-AWM-SK-ST-144" (1X)
SK-SF-RD-5"-WH-JB-36" (2X)
SK-NF-RD-5"-WH-JB-36" (1X)

B VERS-01-SK-SW-1.5-30-DRY-DF-N/A-S2-BW-CLS-SV-AWM-SK-ST-144" (1X)
SK-DF-RD-5"-WH-JB-36" (1X)
SK-NF-RD-5"-WH-JB-36" (2X)

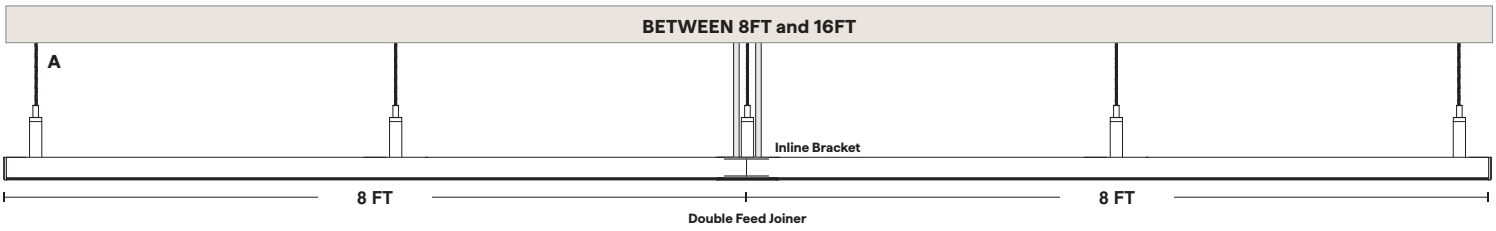

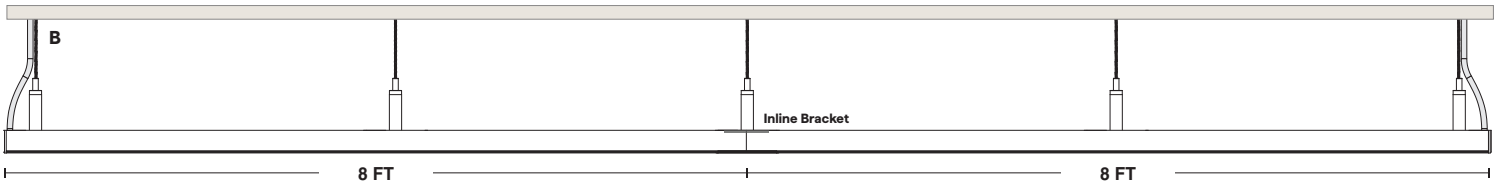

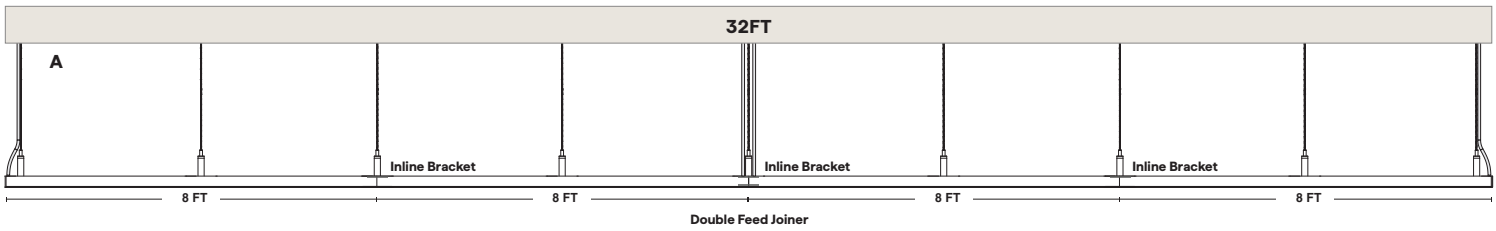

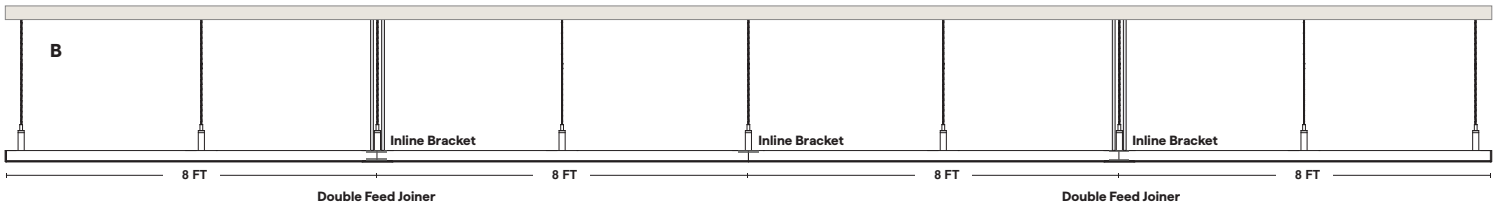

© 2024 QTL. All rights reserved | 155 Hill St. Milford, CT 06460 | 203-367-8777 | sales@QTL.lighting | QTL.lighting

VERS-SK

Linear Fixtures - Suspended

SUSPENSION T-BAR POWER FEED ASSEMBLY

SK-SF-RD-5-**-TB-36

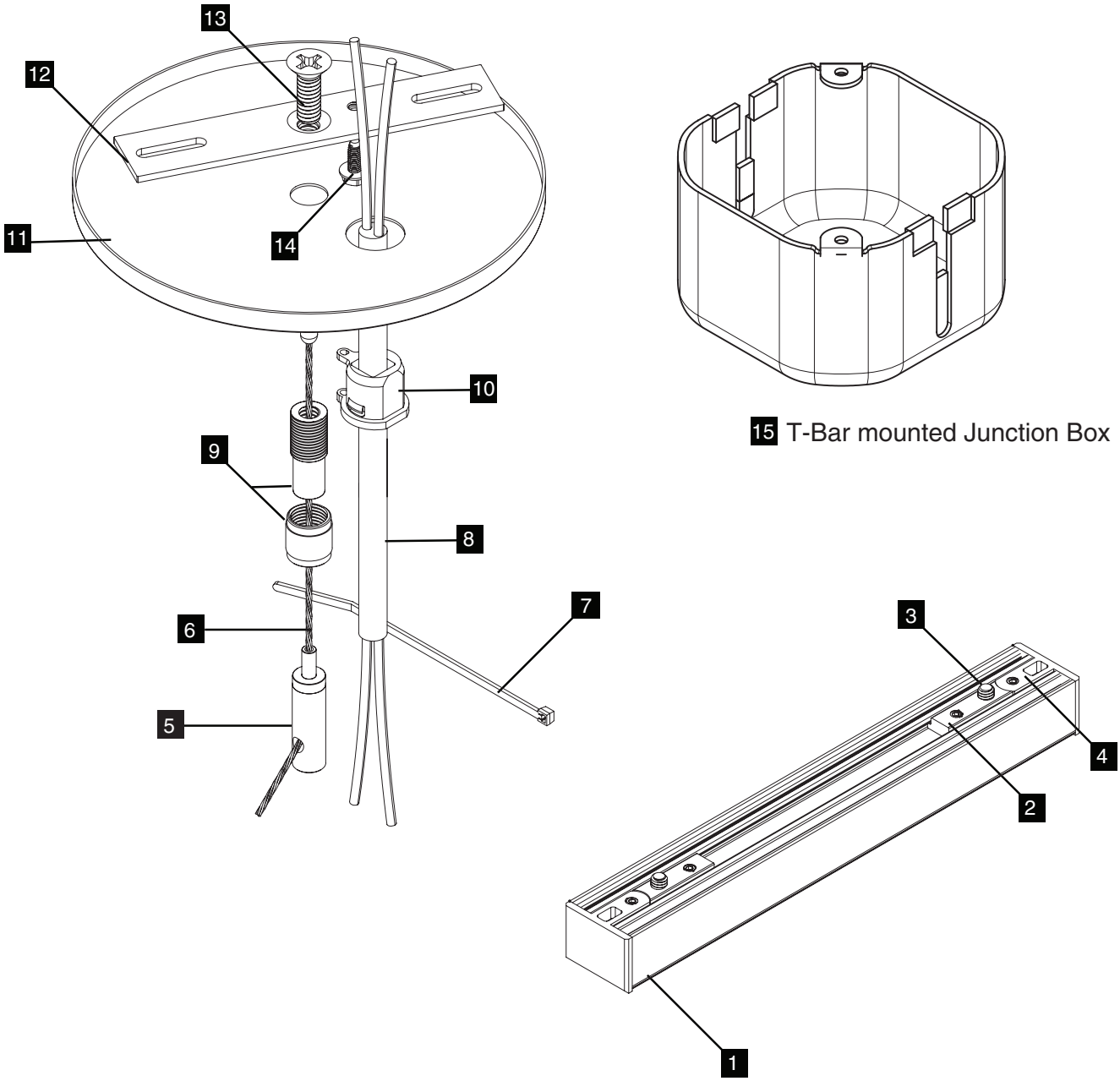

VERS SUSPENSION COMPONENTS

1 VERS	2 Suspension Bracket	3 8-32 Screw	4 Endcap	5 Cable Gripper	6 1/16” Cable	7 Tie
8 Lead Wire	9 Cable Coupler	10 Strain Relief	11 Canopy	12 Crossbar	13 1/4”-20	14 Ground Screw

© 2024 QTL. All rights reserved | 155 Hill St. Milford, CT 06460 | 203-367-8777 | sales@QTL.lighting | QTL.lighting

VERS-SK

Linear Fixtures - Suspended

SUSPENSION POWER FEED ASSEMBLY - TO MOUNT TO JUNCTION BOX*

*JUNCTION BOX NOT INCLUDED

SK-SF-RD-5-**-JB-36

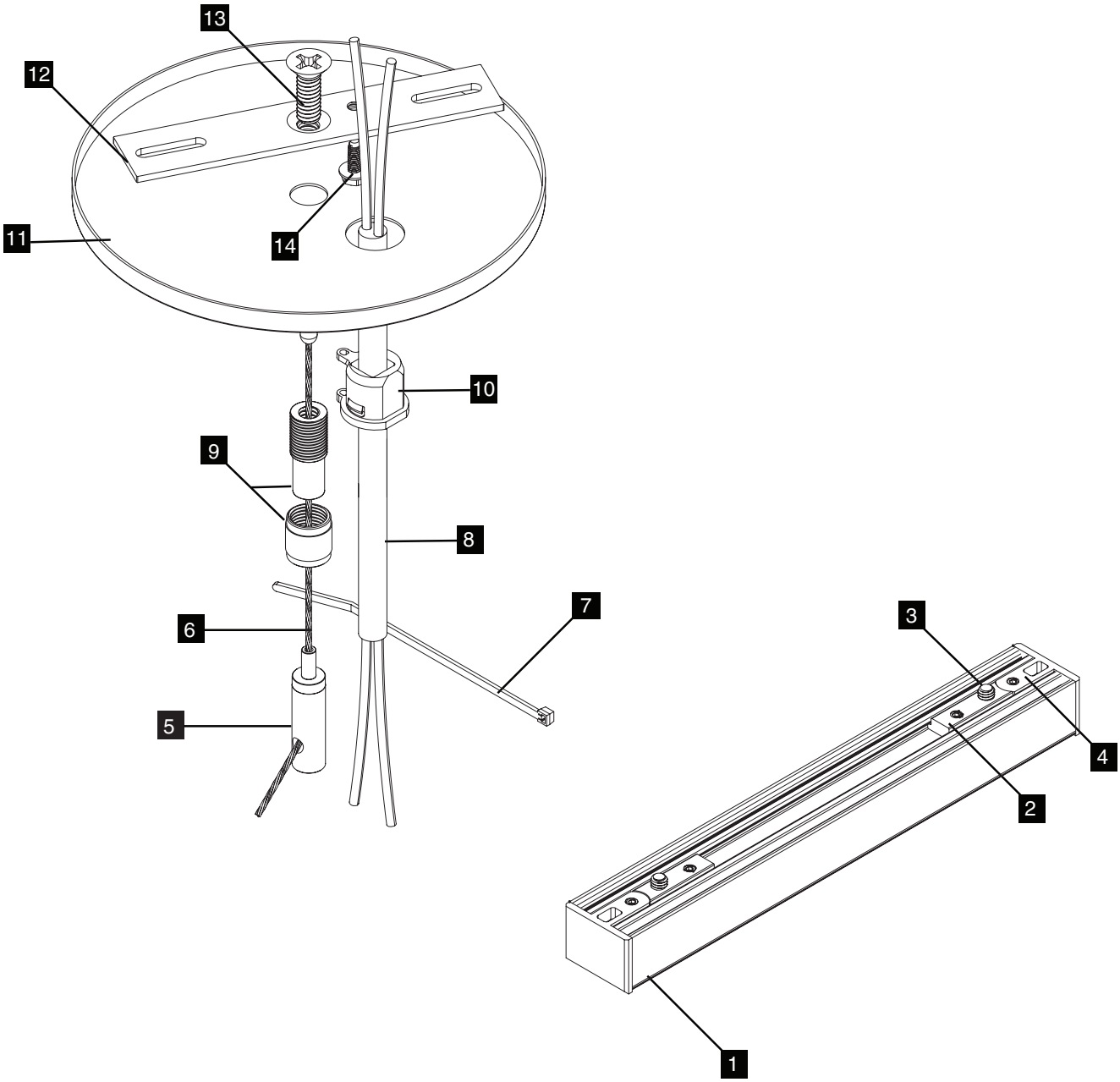

VERS SUSPENSION COMPONENTS

1 VERS	2 Suspension Bracket	3 8-32 Screw	4 Endcap	5 Cable Gripper	6 1/16” Cable	7 Tie
8 Lead Wire	9 Cable Coupler	10 Strain Relief	11 Canopy	12 Crossbar	13 1/4”-20	14 Ground Screw

© 2024 QTL. All rights reserved | 155 Hill St. Milford, CT 06460 | 203-367-8777 | sales@QTL.lighting | QTL.lighting

VERS-SK

Linear Fixtures - Suspended

SUSPENSION T-BAR NON-FEED ASSEMBLY

SK-NF-RD-2-NF-*-TB-36

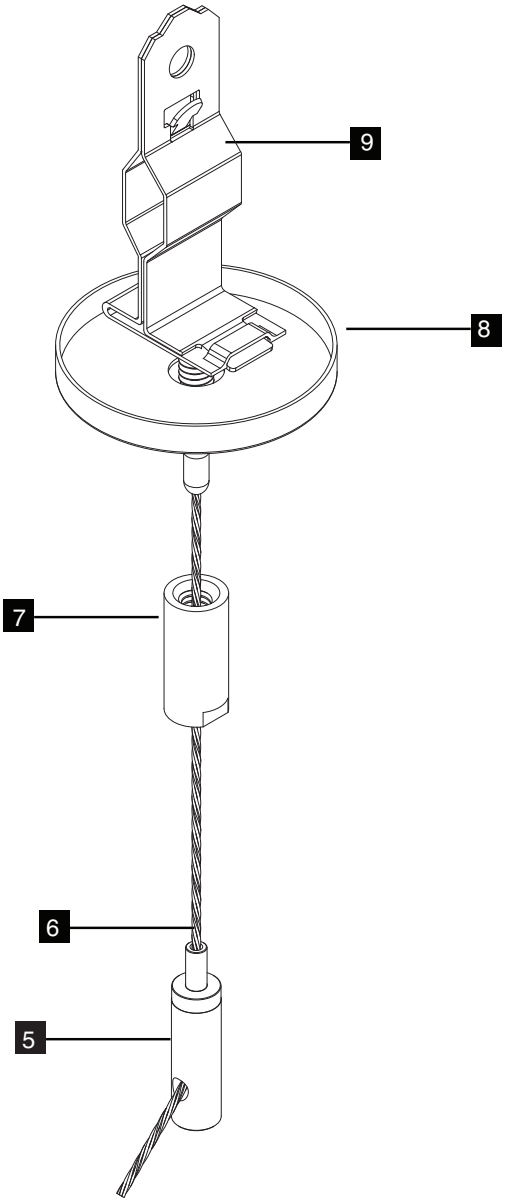

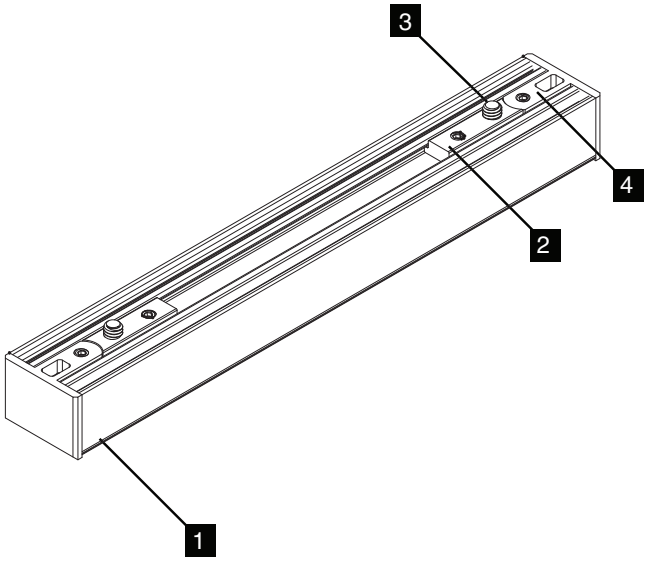

NON-POWERED FEED KIT

1 VERS	2 Suspension Bracket	3 8-32 Screw	4 Endcap	5 Cable Gripper
6 1/16” Cable	7 Cable Coupler	8 Canopy	9 T-Bar Clip	

© 2024 QTL. All rights reserved | 155 Hill St. Milford, CT 06460 | 203-367-8777 | sales@QTL.lighting | QTL.lighting

LAG SCREW NON-FEED ASSEMBLY

SK-NF-RD-2-NF-*-LS-36

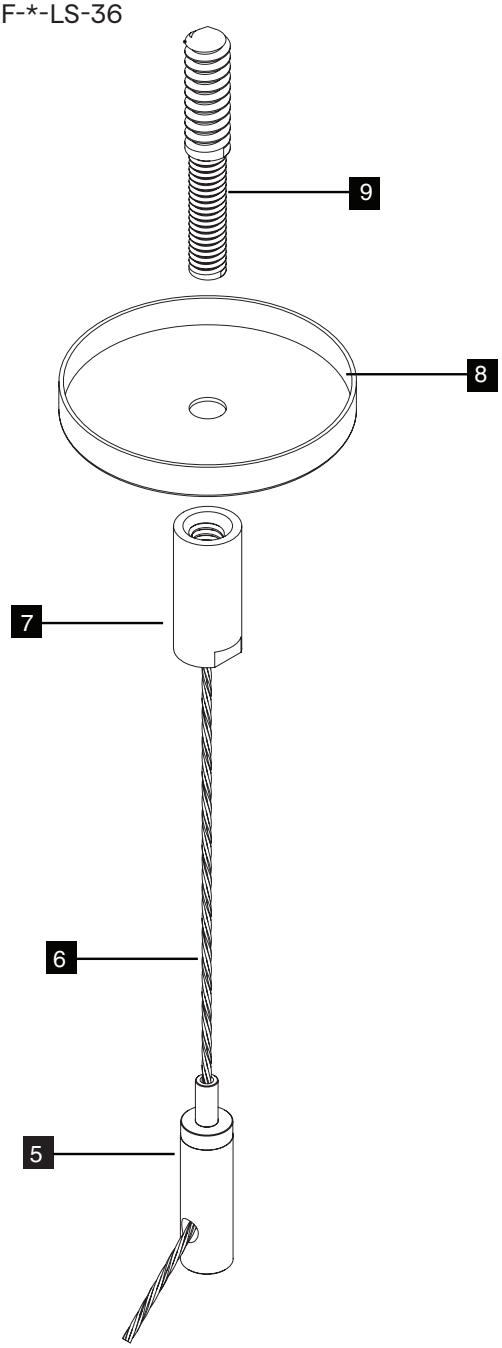

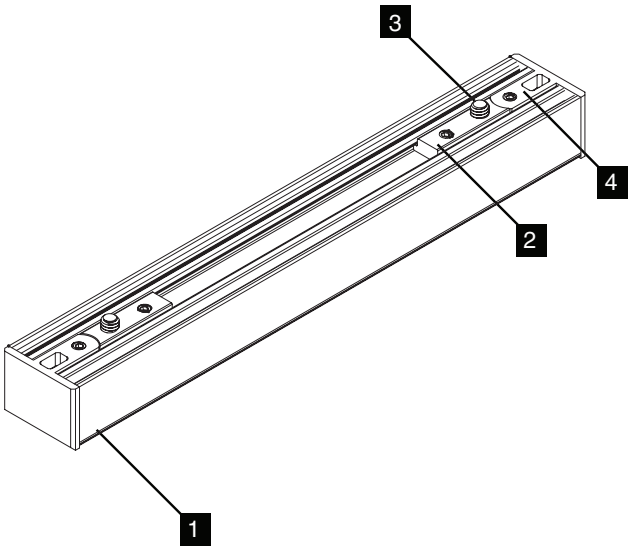

NON-POWERED FEED KIT

1 VERS	2 Suspension Bracket	3 8-32 Screw	4 Endcap	5 Cable Gripper
6 1/16” Cable	7 Cable Coupler	8 Canopy	9 Lag Screw	

© 2024 QTL. All rights reserved | 155 Hill St. Milford, CT 06460 | 203-367-8777 | sales@QTL.lighting | QTL.lighting