VERS-CLEAR (03) STATIC COLOR

24VDC Linear Fixtures - Surface & Recessed



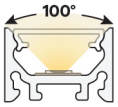

- The fixture's flat lens sits flush, showcasing the versatile fixture's exceptional light performance in any indoor environment.
- Features integrated metal endcaps
- Mounting options include a concealed or magnetic clip
- With an internal White Optics coating, the fixture achieves greater lumen output
- Durable anodized aluminum housings
- QTL Red & Amber LED products are FWC certified, making them safe for turtles and other wildlife
- Consult factory for field assembly options
- Can be suitable for exterior use when specified as wet, contact factory for more information
- Optional external louver accessory available in white or black for added glare control

1 PRODUCT	2 WATTS/ FT	3 CCT	4 RATED	5 LENS	6 EXTERNAL LOUVER	7 WIRE INPUT/ OUTPUT	8 CONNECTOR/ WIRE IN	9 CONNECTOR/ WIRE OUT	10 WIRE COLOR	11 WIRE TYPE	12 MOUNTING	13 FINISH	14 LENGTH (IN)	15 EXACT/ OPTIMAL
VERS-03-SC	5.0			CL										

Sample Part Number: **VERS-03-SC-5.0-G-DRY-CL-L1-BK-P1-BW-BW-BK-CL2-CC-BK-48"-E**

1 PRODUCT

VERS-03-SC

See following pages for compatible power supplies.

2 WATTS/FT

5.0 5.0W/ft

3 CCT

A Amber
B Blue
G Green
R Red

4 RATED

DRY IP20
DMP IP54
WET IP67

Can be suitable for exterior use, contact factory for more information

5 LENS

CL Clear

For representation of LED visibility, see Diode Visibility section on following pages. For beam angles, see Photometric Performance section on following pages

6 EXTERNAL LOUVER

L1-WH White Plastic
L1-BK Black Plastic
L2-ST Satin Anodized Aluminum
L2-BK Black Anodized Aluminum
L2-WH White Powder Coated Aluminum
N/A No Louver

Plastic Louvers come in 12" lengths, multiple pieces will be used to match fixture length. Aluminum louvers come in maximum 98" lengths and will be cut to match fixture length. White and custom painted finishes are not compatible with L2 external louvers.

7 WIRE INPUT/OUTPUT

S1 Single 1 (Input only) - End Feed
S2 Single 2 (Input only) - Bottom Feed
S3 Single 3 (Input only) - Left Side Feed
S4 Single 4 (Input only) - Right Side Feed

P1 Pass Through 1 (Input/output) - End Feed
P2 Pass Through 2 (Input/output) - Bottom Feed
P3 Pass Through 3 (Input/output) - Left Side Feed
P4 Pass Through 4 (Input/output) - Right Side Feed

When using TBC Mounting, a bare wire S2 wire feed is recommended. See install instructions for details.

8 CONNECTOR/WIRE IN

BW Bare Wire (Standard 36")
CON6 Connector 6"
CON24 Connector 24"

BW Bare Wire (Standard 36")
CON6 Connector 6"
CON24 Connector 24"

BW: Standard length is 36", Max length is 120". Request custom length by writing in part number next to BW (example: BW48)

9 CONNECTOR/WIRE OUT

CLS Closed End (No feed)

BW Bare Wire (Standard 36")
CON6 Connector 6"
CON24 Connector 24"

BW: Standard length is 36", Max length is 120". Request custom length by writing in part number next to BW (example: BW48)

10 WIRE COLOR

WH White
BK Black

11 WIRE TYPE

CL2 Class 2
CL2P Plenum Rated

CL2P only available with bare wire leads (BW)

12 MOUNTING

CC Concealed Clip
MG Magnet
TBC-03 9/16" Flat TB-Grid
TBC-04 15/16" Flat or Tegular TB-Grid
TBC-05 9/16" Tegular TB-Grid or 9/16" Flat TB-Grid, with External Louver
TBC-06 9/16" Tegular TB-Grid, with External Louver
TBC-07 15/16" Flat TB-Grid, with External Louver
TBC-08 15/16" Tegular TB-Grid, with External Louver

13 FINISH

ST Satin
BK Black
BZ Bronze
WH White
CU Custom

White and custom painted finishes are not compatible with external louvers.
Custom finishes require a longer lead time, consult factory. Any white finish other than RAL 9003 must be custom ordered

14 LENGTH (IN)

Minimum length is 12", maximum length is 98" not including end caps. Contact us for lengths under 12".

15 EXACT/OPTIMAL

O Optimal Illumination
E Exact Specified Length

Exact fixtures match the exact length you specify, but they may have dim spots at the ends. Optimal fixtures are slightly shorter than the length specified, but provide full illumination from end to end. See Exact/Optimal Fixture Length charts.

© 2026 QTL. All rights reserved | 155 Hill St. Milford, CT 06460 | 203-367-8777 | sales@QTL.lighting | www.QTL.lighting

5 year warranty | Warranty only valid with QTL power supplies | Field modifications void warranty | Data subject to change, all data has +/- 5% tolerance

VERS-CLEAR (03) STATIC COLOR

24VDC Linear Fixtures - Surface & Recessed

1 PRODUCT - DIMENSIONS

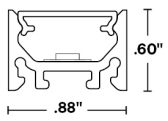

Profile with lens

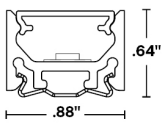

Profile with concealed clip

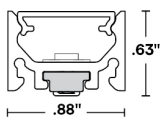

Profile with magnetic clip

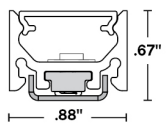

Profile with magnet mount clip & magnetic mount accessory

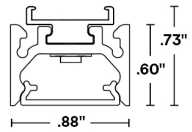

Profile with TBC-03

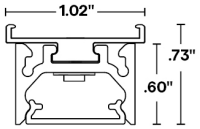

Profile with TBC-04

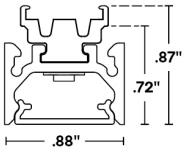

Profile with TBC-05

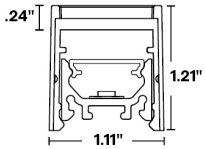

Profile with louver

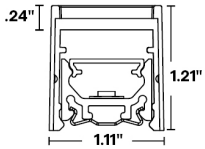

Profile with concealed clip and louver

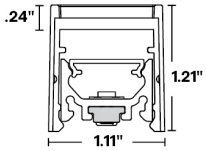

Profile with magnetic clip and louver

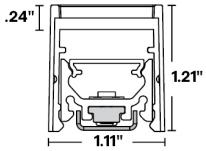

Profile with magnet mount clip, magnetic mount accessory & louver

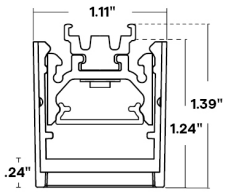

Profile with TBC-05 & louver

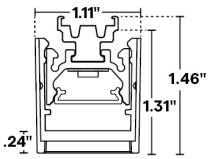

Profile with TBC-06 & louver

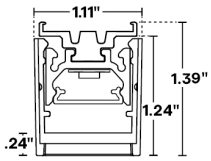

Profile with TBC-07 & louver

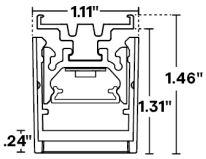

Profile with TBC-08 & louver

2 DELIVERED LUMENS

[Calculated L70 = 50000 hrs]
Tested with VERS-03-SC-5.0-**-DRY

	Red		Green		Blue		Amber	
	LM/FT	Wavelength	LM/FT	Wavelength	LM/FT	Wavelength	LM/FT	Wavelength
CL	119	634	569	519	129	467	90	595

5 DIODE VISIBILITY

CL - Clear lens

PHOTOMETRIC PERFORMANCE

Nominal beam spread shown, beam spread varies based on light engine. For more detailed information, see photometric data.

5W/ft | Green Clear lens

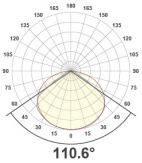

© 2026 QTL. All rights reserved | 155 Hill St. Milford, CT 06460 | 203-367-8777 | sales@QTL.lighting | www.QTL.lighting

VERS-CLEAR (03) STATIC COLOR

24VDC Linear Fixtures - Surface & Recessed

TEMPERATURE RATINGS

		5.0 W/FT	
		Min	Max
DRY	Ambient Operating Temp - Surface	-4°F	125°F
DMP	Ambient Operating Temp - Surface	-4°F	120°F
WET	Ambient Operating Temp - Surface	-4°F	120°F

6 EXTERNAL LOUVER

PLASTIC

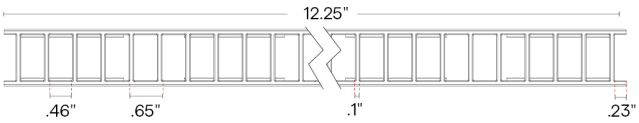

L1-XX

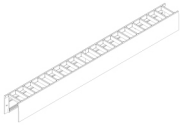

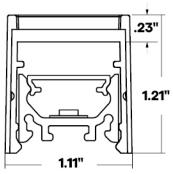

Profile with plastic louver

Lumen Multiplier

WH	BK
0.70	0.54

METAL

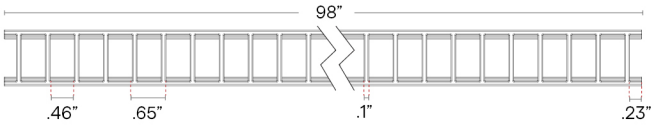

L2-XX

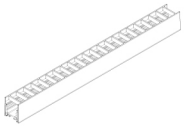

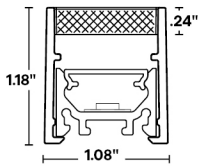

Profile with metal louver

Lumen Multiplier

WH	BK	ST
0.64	0.39	0.59

7 WIRE INPUT/OUTPUT

SINGLE (Input only)

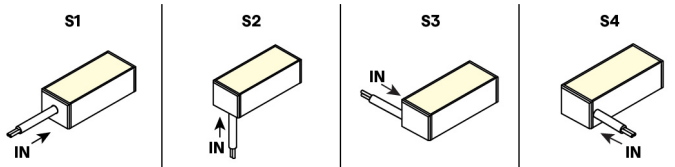

End Feed | Bottom Feed | Side Feed - Left | Side Feed - Right

PASS THROUGH (Input/Output)

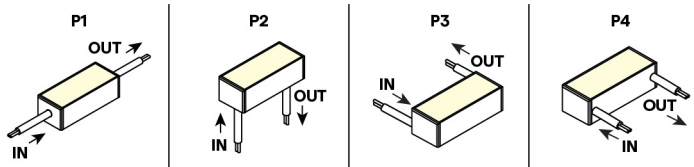

End Feed | Bottom Feed | Side Feed - Left | Side Feed - Right

© 2026 QTL. All rights reserved | 155 Hill St. Milford, CT 06460 | 203-367-8777 | sales@QTL.lighting | www.QTL.lighting

VERS-CLEAR (03) STATIC COLOR

24VDC Linear Fixtures - Surface & Recessed

CONFIGURATION OPTIONS

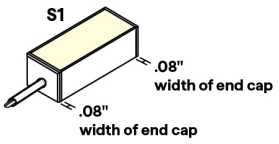

Single End Feed

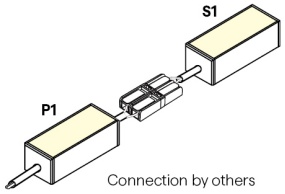

Non-Continuous End Feed

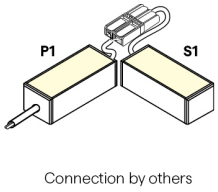

Non-Continuous Corner Feed

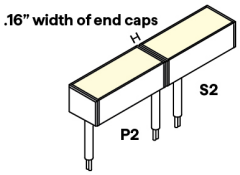

Continuous Bottom Feed

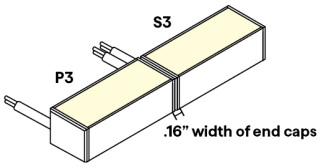

Continuous Side Feed - Left

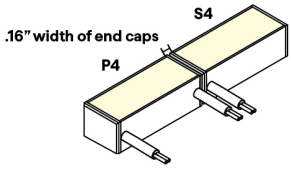

Continuous Side Feed - Right

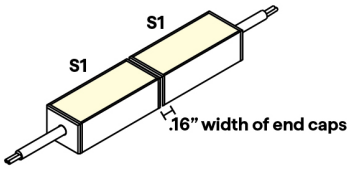

Continuous End to End Feed

8 / 9 CONNECTOR/WIRE – IN/OUT

Connector/Wire In or Out not needed to specify product.

BW

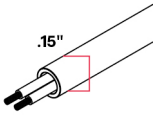

Bare Wire 36"
22 AWG

CON6/CON24



6" or 24" Overall
Wire Connector | 22 AWG
IP67 Rated, UL Listed

10 WIRE COLOR



White

Black

12 MOUNTING

CC
(CC-01)

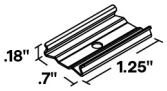

Concealed Clip

2 pieces of hardware provided for 4' or less; 4 pieces of hardware provided for greater than 4'

To order separately use CC-01 (sold in pairs)

Each clips comes with a #4 x 5/8" Flat Head screw.

CC
(CC-02)

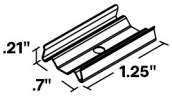

Louver Concealed Clip
Required if L1 or L2 Louver is selected

2 pieces of hardware provided for 4' or less; 4 pieces of hardware provided for greater than 4'

To order separately use CC-02 (sold in pairs)

Each clips comes with a #4 x 5/8" Flat Head screw.

MG

Magnet Clip

One MG provided per foot

To order separately use MG-02

MMA-02

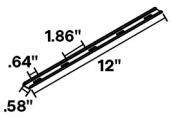

Magnet Mount
Accessory for MG-02

Sold separately, to order use MMA-02

Each clip comes with a #6 Flat Screw

Required when mounting to a non-magnetic surface

TBC-03

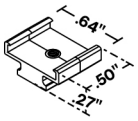

Plastic T-Bar Clip

Use on 9/16" Flat Drop Ceiling

2 clips provided for first 12"; 1 clip provided for each additional 12" or less length. 1 T-Bar Mounting Jig included with each fixture.

To order separately use TBC-03

Each pair of clips comes with M2.5 x 4mm set screw and Allen key

© 2026 QTL. All rights reserved | 155 Hill St. Milford, CT 06460 | 203-367-8777 | sales@QTL.lighting | www.QTL.lighting

MOUNTING CONTINUED

TBC-04

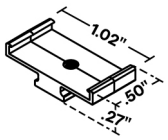

Plastic T-Bar Clip

Use on 15/16" Flat or Tegular Drop Ceiling

2 clips provided for first 12"; 1 clip provided for each additional 12" or less length. 1 T-Bar Mounting Jig included with each fixture.

To order separately use TBC-04

Each pair of clips comes with M2.5 x 4mm set screw and Allen key

TBC-05

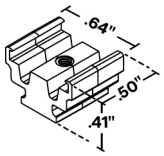

Plastic T-Bar Clip

Use on 9/16" Tegular Drop Ceiling

2 clips provided for first 12"; 1 clip provided for each additional 12" or less length. 1 T-Bar Mounting Jig included with each fixture.

To order separately use TBC-05

Each pair of clips comes with M2.5 x 4mm set screw and Allen key

TBC-06

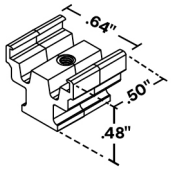

Plastic T-Bar Clip

Use with Louver on 9/16" Tegular Drop Ceiling

2 clips provided for first 12"; 1 clip provided for each additional 12" or less length. 1 T-Bar Mounting Jig included with each fixture.

To order separately use TBC-06

Each pair of clips comes with M2.5 x 4mm set screw and Allen key

TBC-07

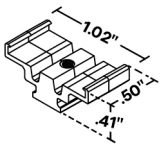

Plastic T-Bar Clip

Use with Louver on 15/16" Flat Drop Ceiling

2 clips provided for first 12"; 1 clip provided for each additional 12" or less length. 1 T-Bar Mounting Jig included with each fixture.

To order separately use TBC-07

Each pair of clips comes with M2.5 x 4mm set screw and Allen key

TBC-08

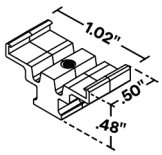

Plastic T-Bar Clip

Use with Louver on 15/16" Tegular Drop Ceiling

2 clips provided for first 12"; 1 clip provided for each additional 12" or less length. 1 T-Bar Mounting Jig included with each fixture.

To order separately use TBC-08

Each pair of clips comes with M2.5 x 4mm set screw and Allen key

13 FINISH

- Satin
- Black
- Bronze
- White

Custom finishes require a longer lead time, consult factory

15 EXACT/OPTIMAL FIXTURE LENGTH

Exact fixtures are the exact length specified. Optimal fixtures' length is rounded down based on LED cut points to allow the fixture to be illuminated end to end. For runs with multiple fixtures that need to fill a specific length, it's recommended to order all optimal fixtures with an exact fixture at the end of the run.

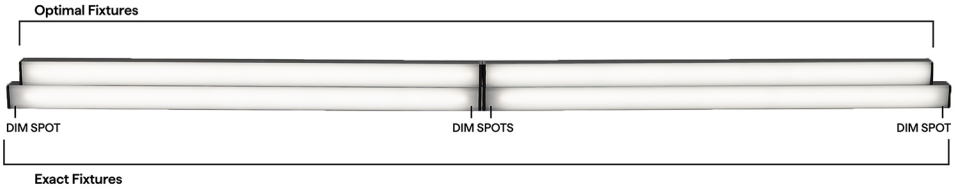

© 2026 QTL. All rights reserved | 155 Hill St. Milford, CT 06460 | 203-367-8777 | sales@QTL.lighting | www.QTL.lighting

VERS-CLEAR (03) STATIC COLOR

24VDC Linear Fixtures - Surface & Recessed

SC DRY DMP LENGTHS BY INCH

EXACT LENGTH

Requested Length	Potential dim spot on either end of a S1 fixture
12"	1"
13"	0.5"
14"	1"
15"	0.5"
16"	1"
17"	0.5"
18"	1"
19"	0.5"
20"	1"
21"	0.5"
22"	1"
23"	0.5"
24"	1"
36"	1"
48"	1"
60"	1"
72"	1"
84"	1"
96"	1"

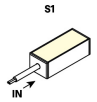

OPTIMAL LENGTH

Requested Nominal Length	S1 & S2		P1 & P2		S3 & S4		P3 & P4	
	S1	S2	P1	P2	S3	S4	P3	P4
	End Feed	Bottom Feed	End Feed	Bottom Feed	Side Feed - Left	Side Feed - Right	Side Feed - Left	Side Feed - Right
12"	10.49"		10.74"		10.34"		10.44"	
13"	12.49"		12.74"		12.34"		12.44"	
14"	12.49"		12.74"		12.34"		12.44"	
15"	14.49"		14.74"		14.34"		14.44"	
16"	14.49"		14.74"		14.34"		14.44"	
17"	16.49"		16.74"		16.34"		16.44"	
18"	16.49"		16.74"		16.34"		16.44"	
19"	18.49"		18.74"		18.34"		18.44"	
20"	18.49"		18.74"		18.34"		18.44"	
21"	20.49"		20.74"		20.34"		20.44"	
22"	20.49"		20.74"		20.34"		20.44"	
23"	22.49"		22.74"		22.34"		22.44"	
24"	22.49"		22.74"		22.34"		22.44"	
36"	34.49"		34.74"		34.34"		34.44"	
48"	46.49"		46.74"		46.34"		46.44"	
60"	58.49"		58.74"		58.34"		58.44"	
72"	70.49"		70.74"		70.34"		70.44"	
84"	82.49"		82.74"		82.34"		82.44"	
96"	94.49"		94.74"		94.34"		94.44"	

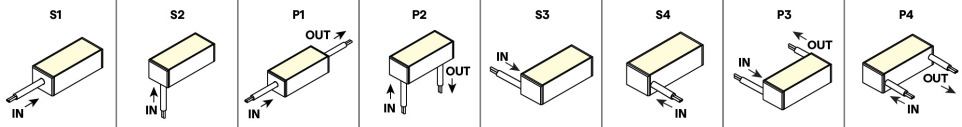

SC WET LENGTHS BY INCH

EXACT LENGTH

Requested Length	Potential dim spot on either end of a S1 fixture
12"	1"
13"	0.5"
14"	1"
15"	0.5"
16"	1"
17"	0.5"
18"	1"
19"	0.5"
20"	1"
21"	0.5"
22"	1"
23"	0.5"
24"	1"
36"	1"
48"	1"
60"	1"
72"	1"
84"	1"
96"	1"

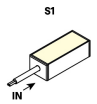

OPTIMAL LENGTH

Requested Nominal Length	S1 & S2		P1 & P2		S3 & S4		P3 & P4	
	S1	S2	P1	P2	S3	S4	P3	P4
	End Feed	Bottom Feed	End Feed	Bottom Feed	Side Feed - Left	Side Feed - Right	Side Feed - Left	Side Feed - Right
12"	10.69"		10.84"		10.59"		10.69"	
13"	12.69"		12.84"		12.59"		12.69"	
14"	12.69"		12.84"		12.59"		12.69"	
15"	14.69"		14.84"		14.59"		14.69"	
16"	14.69"		14.84"		14.59"		14.69"	
17"	16.69"		16.84"		16.59"		16.69"	
18"	16.69"		16.84"		16.59"		16.69"	
19"	18.69"		18.84"		18.59"		18.69"	
20"	18.69"		18.84"		18.59"		18.69"	
21"	20.69"		20.84"		20.59"		20.69"	
22"	20.69"		20.84"		20.59"		20.69"	
23"	22.69"		22.84"		22.59"		22.69"	
24"	22.69"		22.84"		22.59"		22.69"	
36"	34.69"		34.84"		34.59"		34.69"	
48"	46.69"		46.84"		46.59"		46.69"	
60"	58.69"		58.84"		58.59"		58.69"	
72"	70.69"		70.84"		70.59"		70.69"	
84"	82.69"		82.84"		82.59"		82.69"	
96"	94.69"		94.84"		94.59"		94.69"	

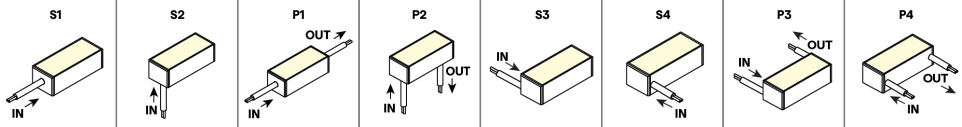

© 2026 QTL. All rights reserved | 155 Hill St. Milford, CT 06460 | 203-367-8777 | sales@QTL.lighting | www.QTL.lighting

VERS-CLEAR (03) STATIC COLOR

24VDC Linear Fixtures - Surface & Recessed

COMPATIBLE POWER SUPPLIES

See power supplies cut sheets for more information. Data subject to change, all data has +/- 5% tolerance.

DIM TO LEVEL	INDOOR	OUTDOOR
	SC	SC
Dim to Black	Q6M-DC+CAP QTM-DC+CAP iQ-PH+QD1	QOM-DC+CAP QOM-PH
0.1%	QT-CAB-QZ-PH/0-10V QT-CAB-eLED+0-10V QT-CAB-eLED+0-10V-AWN QT-CAB-eLED+DALI-DT6 QT-CAB-eLED+DALI-DT6-AWN QTM-eLED+0-10V QTM-eLED+0-10V-AWN QTM-eLED+DALI-DT6 QTM-eLED+DALI-DT6-AWN QZ-BOWTIE+DIMMER QZ-DMX QZ-PH/0-10V QZ-STICK-PH/0-10V QZLP	Q-SET-QZ-DMX Q-SET-QZ-PH/0-10V Q-SET-eLED+0-10V QOM-eLED+0-10V QOM-eLED+DALI-DT6 QOM-eLED+PS-DALI-DT6 QZ-DMX QZ-PH/0-10V
1%	QTM-eLED(E) QZ-DALI-DT6	Q-SET+QZ-DALI-DT6 QZ-DALI-DT6
10%	Non-Dim Power Supply with SW App Dongle	

© 2026 QTL. All rights reserved | 155 Hill St. Milford, CT 06460 | 203-367-8777 | sales@QTL.lighting | www.QTL.lighting

VERS-CLEAR (03) STATIC COLOR

24VDC Linear Fixtures - Surface & Recessed

DIMMING PROTOCOL	INDOOR	OUTDOOR
	SC	SC
Non-Dim	QT-CAB-eLED-ND QTM-eLED-ND QZ-ND	Q-SET-QZ-ND Q-SET-eLED-ND QOM-eLED-ND QZ-ND
Phase	Q6M-DC+CAP QT-CAB-QZ-PH/0-10V QTM-DC+CAP QTM-eLED(E) QZ-BOWTIE+DIMMER QZ-PH/0-10V QZ-STICK-PH/0-10V QZLP iQ-PH+QD1	Q-SET-QZ-PH/0-10V QOM-DC+CAP QOM-PH QZ-PH/0-10V
0-10V	QT-CAB-QZ-PH/0-10V QT-CAB-eLED+0-10V QT-CAB-eLED+0-10V-AWN QTM-eLED+0-10V QTM-eLED+0-10V-AWN QZ-PH/0-10V QZ-STICK-PH/0-10V QZLP	Q-SET-QZ-PH/0-10V Q-SET-eLED+0-10V QOM-eLED+0-10V QZ-PH/0-10V
Lutron Athena	QT-CAB-eLED+0-10V-AWN QT-CAB-eLED+DALI-DT6-AWN QTM-eLED+0-10V-AWN QTM-eLED+DALI-DT6-AWN	
ECO System	QTM-eLED(E)	
DMX	QZ-DMX	Q-SET-QZ-DMX QZ-DMX
DALI-2: DT6	QT-CAB-eLED+DALI-DT6 QT-CAB-eLED+DALI-DT6-AWN QTM-eLED+DALI-DT6 QTM-eLED+DALI-DT6-AWN QZ-DALI-DT6	Q-SET+QZ-DALI-DT6 QOM-eLED+DALI-DT6 QZ-DALI-DT6
SCENE App Dimmed	Non-Dim Power Supply with SW App Dongle	

COMPATIBLE MOUNTING ACCESSORIES

HINGE - HMB-M



Adjustable mounting bracket - Medium

HINGE - HMB-L



Adjustable mounting bracket - Large

HINGE - HMB-XL

Adjustable mounting bracket - XLarge

Q-PIVOT

Small mounting accessory

Q-ANGLE

Adjustable mounting accessory

NJ-LARGE

J Mounting Bracket

NU-LARGE

U Mounting Bracket

SD-J-LARGE

J Mounting Bracket

BL-LARGE



Backwards L Mounting Bracket

NL-LARGE

L Mounting Bracket

SD-L-LARGE

L Mounting Bracket

MMA-02

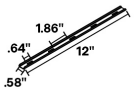

Magnet Mount Accessory for MG-02

© 2026 QTL. All rights reserved | 155 Hill St. Milford, CT 06460 | 203-367-8777 | sales@QTL.lighting | www.QTL.lighting

VERS-CLEAR (03) STATIC COLOR

24VDC Linear Fixtures - Surface & Recessed

COMPATIBLE WIRING ACCESSORIES

Q-mini-J

UL Listed, miniature junction box, DRY/DMP (WET rated with silicone)

Q-mini-J5



UL Listed, miniature junction box, DRY/DMP (WET rated with silicone)

CON120-EXT

10ft Con cable extender
DRY/DMP/WET

CON FOUR-FER

Splits lead from one to four LED Con connectors
DRY/DMP/WET

CON M - BARREL F

Male con to barrel cable adaptor
DRY/DMP

COMPATIBLE APPS

NFC APP

Read and write DMX addresses and adjust voltage

© 2026 QTL. All rights reserved | 155 Hill St. Milford, CT 06460 | 203-367-8777 | sales@QTL.lighting | www.QTL.lighting