# VERS-DROP (10) STATIC WHITE STANDARD

## 24VDC Linear Fixtures - Surface & Recessed






- Utilizes an extruded drop lens that sits proud of the fixture for maximum variations of LED sources
- The high-quality lens provides a three sided diffuse illumination
- Integrated metal endcaps combined with an extruded aluminum housing give this fixture a polished modern look
- Mounting options include concealed clip, magnet clips or T-Bar clips
- White Optics, an internal coating that results in greater lumen output, comes standard in all VERS fixtures
- Consult factory for field assembly options
- Can be suitable for exterior use when specified as wet, contact factory for more information

**INFORMATION REQUIRED FOR LIGHTING SCHEDULE**

| 1 PRODUCT | 2 WATTS/ FT | 3 CCT | 4 RATED | 5 LENS | 6 EXTERNAL LOUVER |
|---|---|---|---|---|---|
| VERS-10-SW | | | | | N/A |

**ADDITIONAL INFORMATION REQUIRED TO ORDER**

| 7 WIRE INPUT/ OUTPUT | 8 CONNECTOR/ WIRE IN | 9 CONNECTOR/ WIRE OUT | 10 WIRE COLOR | 11 WIRE TYPE | 12 MOUNTING | 13 FINISH | 14 LENGTH (IN) | 15 EXACT/ OPTIMAL |
|---|---|---|---|---|---|---|---|---|
| | | | | | | | | |

Sample Part Number: **VERS-10-SD-5.0-30-DRY-DF-N/A-P1-BW-BW-BK-CL2-CC-BK-48"-E**

### 1 PRODUCT

**VERS-10-SW**

See following pages for compatible power supplies.

### 2 WATTS/FT

**2.0** 2.0W/ft
**4.0** 4.0W/ft
**6.0** 6.0W/ft

**2.0** 2.0W/ft
**4.0** 4.0W/ft

### 3 CCT

**24** 2400K
**27** 2700K
**30** 3000K
**35** 3500K
**40** 4000K

**24** 2400K
**27** 2700K
**30** 3000K
**35** 3500K
**40** 4000K

### 4 RATED

**DRY** IP20

**WET** IP67

### 5 LENS

**DF** Diffused
**PR** Polar

For representation of LED visibility, see Diode Visibility section on following pages. For beam angles, see Photometric Performance section on following pages. See VERS-04 for additional 25° lens option.

### 6 EXTERNAL LOUVER

**N/A** No Louver

### 7 WIRE INPUT/OUTPUT

**SINGLE (Input only)**
**S1** End Feed
**S2** Bottom Feed
**S3** Left Side Feed
**S4** Right Side Feed

When using TBC Mounting, a bare wire S2 wire feed is recommended. See install instructions for details.

**PASS THROUGH (Input/Output)**
**P1** End Feed
**P2** Bottom Feed
**P3** Left Side Feed
**P4** Right Side Feed

When using TBC Mounting, a bare wire P2 wire feed is recommended. See install instructions for details.

### 8 CONNECTOR/WIRE IN

**BW** Bare Wire (Standard 36")
**CON6** Connector 6"
**CON24** Connector 24"

BW: Standard length is 36", Max length is 120". Request custom length by writing in part number next to BW (example: BW48)

**BW** Bare Wire (Standard 36")
**CON6** Connector 6"
**CON24** Connector 24"

BW: Standard length is 36", Max length is 120". Request custom length by writing in part number next to BW (example: BW48)

### 9 CONNECTOR/WIRE OUT

**CLS** Closed End (No feed)

**BW** Bare Wire (Standard 36")
**CON6** Connector 6"
**CON24** Connector 24"

BW: Standard length is 36", Max length is 120". Request custom length by writing in part number next to BW (example: BW48)

### 10 WIRE COLOR

**WH** White
**BK** Black

### 11 WIRE TYPE

**CL2** Class 2
**CL2P** Plenum Rated

CL2P only available with bare wire leads (BW)

### 12 MOUNTING

**CC** Concealed Clip
**MG** Magnet
**TBC-03** 9/16" Flat TB-Grid
**TBC-04** 15/16" Flat or Tegular TB-Grid
**TBC-05** 9/16" Tegular TB-Grid

### 13 FINISH

**ST** Satin
**BK** Black
**BZ** Bronze
**WH** White
**CU** Custom

### 14 LENGTH (IN)

Minimum length is 12", maximum length is 98" not including end caps. Contact us for lengths under 12".

### 15 EXACT/OPTIMAL

**O** Optimal Illumination
**E** Exact Specified Length

Exact fixtures match the exact length you specify, but they may have dim spots at the ends. Optimal fixtures are slightly shorter than the length specified, but provide full illumination from end to end. See Exact/Optimal Fixture Length charts.

PRELIMINARY SUBJECT TO CHANGE

5 year warranty | Warranty only valid with QTL power supplies | Field modifications void warranty | Data subject to change, all data has +/- 5% tolerance | Suitable for installation in the storage area of a clothes closet when using wattage of 4.0W/ft or less

© 2025 QTL. All rights reserved | 155 Hill St. Milford, CT 06460 | 203-367-8777 | sales@QTL.lighting | www.QTL.lighting

# VERS-DROP (10) STATIC WHITE STANDARD

24VDC Linear Fixtures - Surface & Recessed

## 1 PRODUCT - DIMENSIONS

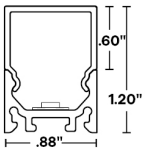


Profile with lens

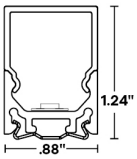


Profile with concealed clip

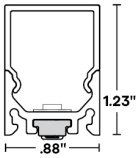


Profile with magnetic clip

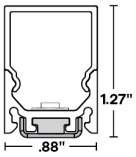


Profile with magnet mount clip & magnetic mount accessory

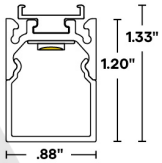


Profile with TBC-03

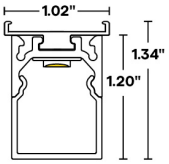


Profile with TBC-04

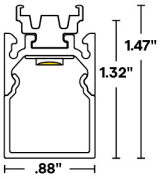


Profile with TBC-05

## 2 DELIVERED LUMENS

[Calculated L70 = 70000 hrs, L70 = 66000 hrs for HE]
Tested with VERS-10-SW-**-30-DRY

| | 1.5 W/FT | | 1.5HE W/FT | | 3.0 W/FT | | 3.0HE W/FT | | 4.0 W/FT | | 5.0 W/FT | | 6.0HE W/FT | | 9.0HE W/FT | |
|---|---|---|---|---|---|---|---|---|---|---|---|---|---|---|---|---|
| | LM/FT | CRI | LM/FT | CRI | LM/FT | CRI | LM/FT | CRI | LM/FT | CRI | LM/FT | CRI | LM/FT | CRI | LM/FT | CRI |
| PR | 120 | 98 | 144 | 98 | 269 | 98 | 269 | 98 | 253 | 98 | 317 | 98 | 526 | 98 | 691 | 98 |
| DF | 113 | 98 | 136 | 98 | 253 | 98 | 253 | 98 | 234 | 98 | 295 | 98 | 472 | 98 | 664 | 98 |

## 5 DIODE VISIBILITY

DF - Diffused lens

PR - Polar lens

## PHOTOMETRIC PERFORMANCE

Nominal beam spread shown, beam spread varies based on light engine. For more detailed information, see photometric data.

**5W/ft** Diffused lens

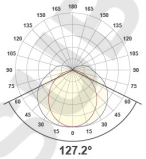

PRELIMINARY
SUBJECT TO CHANGE

# VERS-DROP (10) STATIC WHITE STANDARD

24VDC Linear Fixtures - Surface & Recessed

## TEMPERATURE RATINGS

| | | 1.5 W/FT | | 1.5 HE W/FT | | 3.0 W/FT | | 3.0 HE W/FT | | 4.0 W/FT | | 5.0 W/FT | | 6.0 HE W/FT | | 9.0 HE W/FT | |
|---|---|---|---|---|---|---|---|---|---|---|---|---|---|---|---|---|---|
| | | Min | Max | Min | Max | Min | Max | Min | Max | Min | Max | Min | Max | Min | Max | Min | Max |
| DRY | Ambient Operating Temp - Surface | -4°F | 140°F | -4°F | 145°F | -4°F | 130°F | -4°F | 135°F | -4°F | 125°F | -4°F | 120°F | -4°F | 120°F | -4°F | 100°F |
| DMP | Ambient Operating Temp - Surface | -4°F | 135°F | -4°F | 140°F | -4°F | 125°F | -4°F | 130°F | -4°F | 120°F | -4°F | 115°F | -4°F | 115°F | -13°F | 95°F |
| WET | Ambient Operating Temp - Surface | -4°F | 135°F | — | — | -4°F | 125°F | — | — | -4°F | 120°F | -4°F | 115°F | — | — | — | — |

## 7 WIRE INPUT/OUTPUT

SINGLE (Input only)

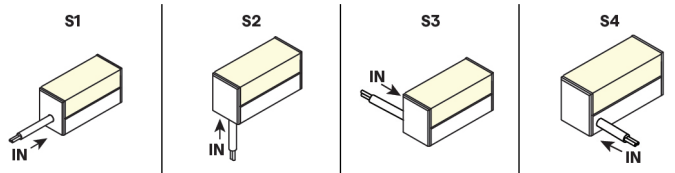


PASS THROUGH (Input/Output)

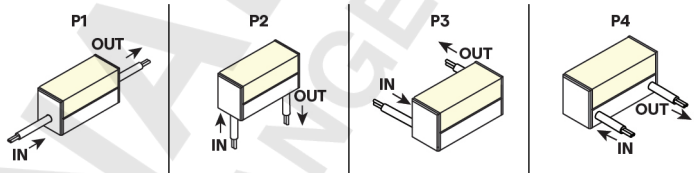


## CONFIGURATION OPTIONS

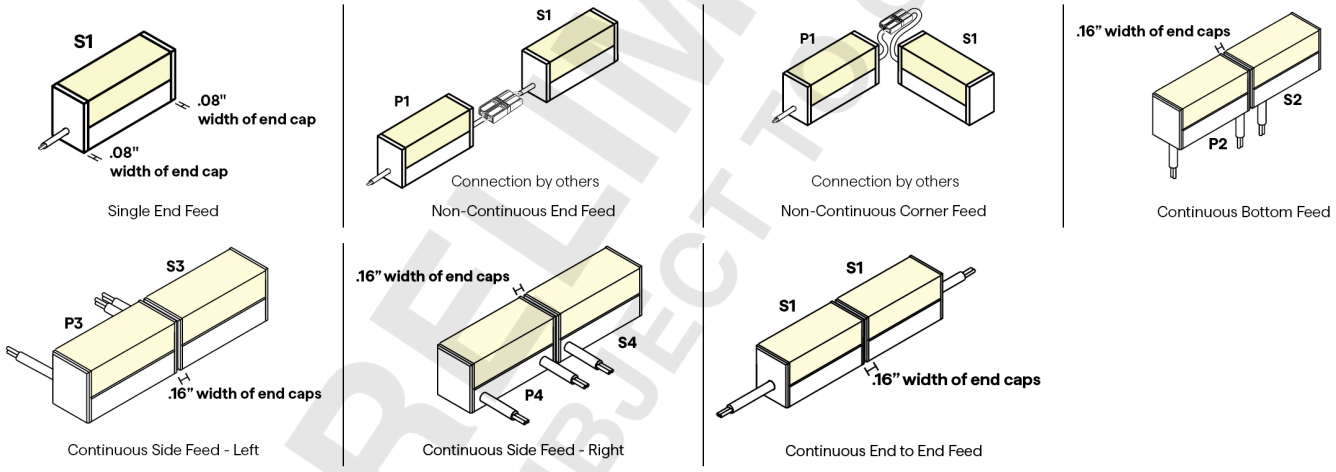


PRELIMINARY
SUBJECT TO CHANGE

# VERS-DROP (10) STATIC WHITE STANDARD

24VDC Linear Fixtures - Surface & Recessed

## 8 / 9 CONNECTOR/WIRE – IN/OUT

Connector/Wire In or Out not needed to specify product.

**BW**

Bare Wire 36"
Stranded 22 AWG

**CON6/CON24**




6" or 24" Overall
Wire Connector | 22 AWG
IP67 Rated, UL Listed

## 10 WIRE COLOR



White

Black

## 12 MOUNTING

**CC**
(CC-01)

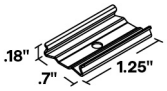


Concealed Clip

2 pieces of hardware provided for 4' or less; 4 pieces of hardware provided for greater than 4'

To order separately use CC-01

Each clips comes with a #4 x 5/8" Flat Head screw.

**MG**

Magnet Clip

One MG provided per foot

To order separately use MG-02

**MMA-02**

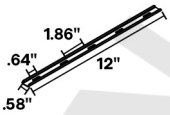


Magnet Mount
Accessory for MG-02

Sold separately, to order use MMA-02

Each clip comes with a #6 Flat Screw

Required when mounting to a non-magnetic surface

**TBC-03**

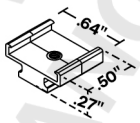


Plastic T-Bar Clip

Use on 9/16" Flat Drop Ceiling

2 clips provided for first 12"; 1 clip provided for each additional 12" or less length

To order separately use TBC-03

Each pair of clips comes with M2.5 x 4mm set screw and Allen key

**TBC-04**

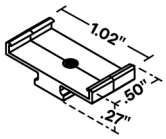


Plastic T-Bar Clip

Use on 15/16" Flat or Tegular Drop Ceiling

2 clips provided for first 12"; 1 clip provided for each additional 12" or less length

To order separately use TBC-04

Each pair of clips comes with M2.5 x 4mm set screw and Allen key

**TBC-05**

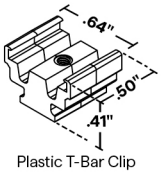


Plastic T-Bar Clip

Use on 9/16" Tegular Drop Ceiling

2 clips provided for first 12"; 1 clip provided for each additional 12" or less length

To order separately use TBC-05

Each pair of clips comes with M2.5 x 4mm set screw and Allen key

PRELIMINARY
SUBJECT TO CHANGE

# VERS-DROP (10) STATIC WHITE STANDARD

24VDC Linear Fixtures - Surface & Recessed

## 13 FINISH

- Satin
- Black
- Bronze
- White

Custom color available

## 15 EXACT/OPTIMAL FIXTURE LENGTH

Exact fixtures are the exact length specified. Optimal fixtures' length is rounded down based on LED cut points to allow the fixture to be illuminated end to end. For runs with multiple fixtures that need to fill a specific length, it's recommended to order all optimal fixtures with an exact fixture at the end of the run.

**Optimal Fixtures**




**Exact Fixtures**

## SW DRY, DMP LENGTHS BY INCH

Available in any length in between 12" and 98" not including end caps, chart below shows example lengths. Exact fixtures are the length specified. Optimal fixtures' length is rounded down with illumination end to end. All fixtures' tolerance is +0 – 1/8". Consult factory for lengths under 12".

### EXACT LENGTH

| Requested Length | Potential dim spot on either end of fixture |
|---|---|
| 12" | .5" |
| 13" | .5" |
| 14" | .5" |
| 15" | .5" |
| 16" | .5" |
| 17" | .5" |
| 18" | .5" |
| 19" | .5" |
| 20" | .5" |
| 21" | .5" |
| 22" | .5" |
| 23" | .5" |
| 24" | .5" |
| 36" | .5" |
| 48" | .5" |
| 60" | .5" |
| 72" | .5" |
| 84" | .5" |
| 96" | .5" |

### OPTIMAL LENGTH

| Requested Nominal Length | S1 & S2 | | P1 & P2 | | S3 & S4 | | P3 & P4 | |
|---|---|---|---|---|---|---|---|---|
| | S1 (IN, End Feed) | S2 (IN, Bottom Feed) | P1 (OUT, IN, End Feed) | P2 (OUT, IN, Bottom Feed) | S3 (IN, Side Feed - Left) | S4 (IN, Side Feed - Right) | P3 (OUT, IN, Side Feed - Left) | P4 (OUT, IN, Side Feed - Right) |
| 12" | 11.49" | | 11.74" | | 11.34" | | 11.44" | |
| 13" | 12.49" | | 12.74" | | 12.34" | | 12.44" | |
| 14" | 13.49" | | 13.74" | | 13.34" | | 13.44" | |
| 15" | 14.49" | | 14.74" | | 14.34" | | 14.44" | |
| 16" | 15.49" | | 15.74" | | 15.34" | | 15.44" | |
| 17" | 16.49" | | 16.74" | | 16.34" | | 16.44" | |
| 18" | 17.49" | | 17.74" | | 17.34" | | 17.44" | |
| 19" | 18.49" | | 18.74" | | 18.34" | | 18.44" | |
| 20" | 19.49" | | 19.74" | | 19.34" | | 19.44" | |
| 21" | 20.49" | | 20.74" | | 20.34" | | 20.44" | |
| 22" | 21.49" | | 21.74" | | 21.34" | | 21.44" | |
| 23" | 22.49" | | 22.74" | | 22.34" | | 22.44" | |
| 24" | 23.49" | | 23.74" | | 23.34" | | 23.44" | |
| 36" | 35.49" | | 35.74" | | 35.34" | | 35.44" | |
| 48" | 47.49" | | 47.74" | | 47.34" | | 47.44" | |
| 60" | 59.49" | | 59.74" | | 59.34" | | 59.44" | |
| 72" | 71.49" | | 71.74" | | 71.34" | | 71.44" | |
| 84" | 83.49" | | 83.74" | | 83.34" | | 83.44" | |
| 96" | 95.49" | | 95.74" | | 95.34" | | 95.44" | |

PRELIMINARY SUBJECT TO CHANGE

# VERS-DROP (10) STATIC WHITE STANDARD

24VDC Linear Fixtures - Surface & Recessed

## SW WET LENGTHS BY INCH

Available in any length in between 12" and 98" not including end caps, chart below shows example lengths. Exact fixtures are the length specified. Optimal fixtures' length is rounded down with illumination end to end. All fixtures' tolerance is +0 – 1/8". Consult factory for lengths under 12".

### EXACT LENGTH

| Requested Length | Potential dim spot on either end of fixture |
|---|---|
| 12" | .5" |
| 13" | .5" |
| 14" | .5" |
| 15" | .5" |
| 16" | .5" |
| 17" | .5" |
| 18" | .5" |
| 19" | .5" |
| 20" | .5" |
| 21" | .5" |
| 22" | .5" |
| 23" | .5" |
| 24" | .5" |
| 36" | .5" |
| 48" | .5" |
| 60" | .5" |
| 72" | .5" |
| 84" | .5" |
| 96" | .5" |

### OPTIMAL LENGTH

| Requested Nominal Length | S1 & S2 | | P1 & P2 | | S3 & S4 | | P3 & P4 | |
|---|---|---|---|---|---|---|---|---|
| | 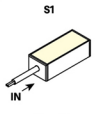  End Feed | 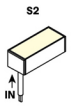  Bottom Feed | 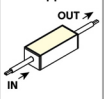  End Feed | Bottom Feed | Side Feed - Left | Side Feed - Right | 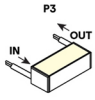  Side Feed - Left | 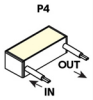  Side Feed - Right |
| 12" | 11.64" | | 11.79" | | 11.54" | | 11.64" | |
| 13" | 12.64" | | 12.79" | | 12.54" | | 12.64" | |
| 14" | 13.64" | | 13.79" | | 13.54" | | 13.64" | |
| 15" | 14.64" | | 14.79" | | 14.54" | | 14.64" | |
| 16" | 15.64" | | 15.79" | | 15.54" | | 15.64" | |
| 17" | 16.64" | | 16.79" | | 16.54" | | 16.64" | |
| 18" | 17.64" | | 17.79" | | 17.54" | | 17.64" | |
| 19" | 18.64" | | 18.79" | | 18.54" | | 18.64" | |
| 20" | 19.64" | | 19.79" | | 19.54" | | 19.64" | |
| 21" | 20.64" | | 20.79" | | 20.54" | | 20.64" | |
| 22" | 21.64" | | 21.79" | | 21.54" | | 21.64" | |
| 23" | 22.64" | | 22.79" | | 22.54" | | 22.64" | |
| 24" | 23.64" | | 23.79" | | 23.54" | | 23.64" | |
| 36" | 35.64" | | 35.79" | | 35.54" | | 35.64" | |
| 48" | 47.64" | | 47.79" | | 47.54" | | 47.64" | |
| 60" | 59.64" | | 59.79" | | 59.54" | | 59.64" | |
| 72" | 71.64" | | 71.79" | | 71.54" | | 71.64" | |
| 84" | 83.64" | | 83.79" | | 83.54" | | 83.64" | |
| 96" | 95.64" | | 95.79" | | 95.54" | | 95.64" | |

## SW-HE DRY, DMP LENGTHS BY INCH

Available in any length in between 12" and 98" not including end caps, chart below shows example lengths. Exact fixtures are the length specified. Optimal fixtures' length is rounded down with illumination end to end. All fixtures' tolerance is +0 – 1/8". Consult factory for lengths under 12".

### EXACT LENGTH

| Requested Length | Potential dim spot on either end of fixture |
|---|---|
| 12" | 1" |
| 13" | 0.5" |
| 14" | 1" |
| 15" | 0.5" |
| 16" | 1" |
| 17" | 0.5" |
| 18" | 1" |
| 19" | 0.5" |
| 20" | 1" |
| 21" | 0.5" |
| 22" | 1" |
| 23" | 0.5" |
| 24" | 1" |
| 36" | 1" |
| 48" | 1" |
| 60" | 1" |
| 72" | 1" |
| 84" | 1" |
| 96" | 1" |

### OPTIMAL LENGTH: highlighted rows are closest to requested nominal length

| Requested Nominal Length | S1 & S2 | | P1 & P2 | | S3 & S4 | | P3 & P4 | |
|---|---|---|---|---|---|---|---|---|
| | 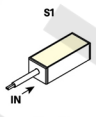  End Feed | 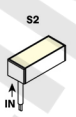  Bottom Feed | 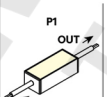  End Feed | 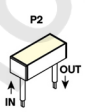  Bottom Feed | Side Feed - Left | 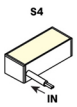  Side Feed - Right | 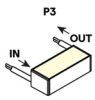  Side Feed - Left | 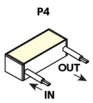  Side Feed - Right |
| 12" | 10.49" | | 10.74" | | 10.34" | | 10.44" | |
| 13" | 12.49" | | 12.74" | | 12.34" | | 12.44" | |
| 14" | 12.49" | | 12.74" | | 12.34" | | 12.44" | |
| 15" | 14.49" | | 14.74" | | 14.34" | | 14.44" | |
| 16" | 14.49" | | 14.74" | | 14.34" | | 14.44" | |
| 17" | 16.49" | | 16.74" | | 16.34" | | 16.44" | |
| 18" | 16.49" | | 16.74" | | 16.34" | | 16.44" | |
| 19" | 18.49" | | 18.74" | | 18.34" | | 18.44" | |
| 20" | 18.49" | | 18.74" | | 18.34" | | 18.44" | |
| 21" | 20.49" | | 20.74" | | 20.34" | | 20.44" | |
| 22" | 20.49" | | 20.74" | | 20.34" | | 20.44" | |
| 23" | 22.49" | | 22.74" | | 22.34" | | 22.44" | |
| 24" | 22.49" | | 22.74" | | 22.34" | | 22.44" | |
| 36" | 34.49" | | 34.74" | | 34.34" | | 34.44" | |
| 48" | 46.49" | | 46.74" | | 46.34" | | 46.44" | |
| 60" | 58.49" | | 58.74" | | 58.34" | | 58.44" | |
| 72" | 70.49" | | 70.74" | | 70.34" | | 70.44" | |
| 84" | 82.49" | | 82.74" | | 82.34" | | 82.44" | |
| 96" | 94.49" | | 94.74" | | 94.34" | | 94.44" | |

PRELIMINARY SUBJECT TO CHANGE

# VERS-DROP (10) STATIC WHITE STANDARD

24VDC Linear Fixtures - Surface & Recessed

## COMPATIBLE POWER SUPPLIES

See power supplies cut sheets for more information. Data subject to change, all data has +/- 5% tolerance.

| DIM TO LEVEL | INDOOR | | OUTDOOR | |
|---|---|---|---|---|
| | SW24/1.5-4.0 | SW24/5.0, SW-HE, SW-HE+ | SW24/1.5-4.0 | SW24/5.0, SW-HE, SW-HE+ |
| **Dim to Black** | Q6M-DC+CAP<br>QTM-DC+CAP<br>iQ-PH<br>iQ-PH+QD1 | Q6M-DC+CAP<br>QTM-DC+CAP<br>iQ-PH<br>iQ-PH+QD1 | QOM-DC+CAP<br>QOM-PH | QOM-DC+CAP<br>QOM-PH |
| **0.1%** | QT-CAB-QZ-PH/0-10V<br>QT-CAB-eLED+0-10V<br>QT-CAB-eLED+0-10V-AWN<br>QT-CAB-eLED+DALI-DT6<br>QT-CAB-eLED+DALI-DT6-AWN<br>QTM-eLED+0-10V<br>QTM-eLED+0-10V-AWN<br>QTM-eLED+DALI-DT6<br>QTM-eLED+DALI-DT6-AWN<br>QZ-BOWTIE+DIMMER<br>QZ-DMX<br>QZ-PH/0-10V<br>QZ-STICK-PH/0-10V<br>QZLP | QT-CAB-QZ-PH/0-10V<br>QT-CAB-eLED+0-10V<br>QT-CAB-eLED+0-10V-AWN<br>QT-CAB-eLED+DALI-DT6<br>QT-CAB-eLED+DALI-DT6-AWN<br>QTM-eLED+0-10V<br>QTM-eLED+0-10V-AWN<br>QTM-eLED+DALI-DT6<br>QTM-eLED+DALI-DT6-AWN<br>QZ-BOWTIE+DIMMER<br>QZ-DMX<br>QZ-PH/0-10V<br>QZ-STICK-PH/0-10V<br>QZLP | Q-SET-QZ-DMX<br>Q-SET-QZ-PH/0-10V<br>Q-SET-eLED+0-10V<br>QOM-eLED+0-10V<br>QOM-eLED+DALI-DT6<br>QOM-eLED+PS-DALI-DT6<br>QZ-DMX<br>QZ-PH/0-10V | Q-SET-QZ-DMX<br>Q-SET-QZ-PH/0-10V<br>Q-SET-eLED+0-10V<br>QOM-eLED+0-10V<br>QOM-eLED+DALI-DT6<br>QOM-eLED+PS-DALI-DT6<br>QZ-DMX<br>QZ-PH/0-10V |
| **1%** | QTM-eLED(E)<br>QZ-DALI-DT6 | QTM-eLED(E)<br>QZ-DALI-DT6 | Q-SET+QZ-DALI-DT6 | Q-SET+QZ-DALI-DT6 |
| **10%** | Non-Dim Power Supply with SW App Dongle | Non-Dim Power Supply with SW App Dongle | Q-HEX-mini-DC<br>Q-SET-mLED | |

PRELIMINARY
SUBJECT TO CHANGE

# VERS-DROP (10) STATIC WHITE STANDARD

24VDC Linear Fixtures - Surface & Recessed

| DIMMING PROTOCOL | INDOOR | | OUTDOOR | |
|---|---|---|---|---|
| | SW24/1.5-4.0 | SW24/5.0, SW-HE, SW-HE+ | SW24/1.5-4.0 | SW24/5.0, SW-HE, SW-HE+ |
| **Non-Dim** | QT-CAB-eLED-ND<br>QTM-eLED-ND<br>QZ-ND | QT-CAB-eLED-ND<br>QTM-eLED-ND<br>QZ-ND | Q-SET-QZ-ND<br>Q-SET-eLED-ND<br>QOM-eLED-ND<br>QZ-ND<br>iQ-ND-50-65 | Q-SET-QZ-ND<br>Q-SET-eLED-ND<br>QOM-eLED-ND<br>QZ-ND<br>iQ-ND-50-65 |
| **Phase** | Q6M-DC+CAP<br>QT-CAB-QZ-PH/0-10V<br>QTM-DC+CAP<br>QTM-eLED(E)<br>QZ-BOWTIE+DIMMER<br>QZ-PH/0-10V<br>QZ-STICK-PH/0-10V<br>QZLP<br>iQ-PH<br>iQ-PH+QD1 | Q6M-DC+CAP<br>QT-CAB-QZ-PH/0-10V<br>QTM-DC+CAP<br>QTM-eLED(E)<br>QZ-BOWTIE+DIMMER<br>QZ-PH/0-10V<br>QZ-STICK-PH/0-10V<br>QZLP<br>iQ-PH<br>iQ-PH+QD1 | Q-HEX-mini-DC<br>Q-SET-QZ-PH/0-10V<br>Q-SET-mLED<br>QOM-DC+CAP<br>QOM-PH<br>QZ-PH/0-10V | Q-SET-QZ-PH/0-10V<br>QOM-DC+CAP<br>QOM-PH<br>QZ-PH/0-10V |
| **0-10V** | QT-CAB-QZ-PH/0-10V<br>QT-CAB-eLED+0-10V<br>QT-CAB-eLED+0-10V-AWN<br>QTM-eLED+0-10V<br>QTM-eLED+0-10V-AWN<br>QZ-PH/0-10V<br>QZ-STICK-PH/0-10V<br>QZLP | QT-CAB-QZ-PH/0-10V<br>QT-CAB-eLED+0-10V<br>QT-CAB-eLED+0-10V-AWN<br>QTM-eLED+0-10V<br>QTM-eLED+0-10V-AWN<br>QZ-PH/0-10V<br>QZ-STICK-PH/0-10V<br>QZLP | Q-SET-QZ-PH/0-10V<br>Q-SET-eLED+0-10V<br>QOM-eLED+0-10V<br>QZ-PH/0-10V | Q-SET-QZ-PH/0-10V<br>Q-SET-eLED+0-10V<br>QOM-eLED+0-10V<br>QZ-PH/0-10V |
| **Lutron Athena** | QT-CAB-eLED+0-10V-AWN<br>QT-CAB-eLED+DALI-DT6-AWN<br>QTM-eLED+0-10V-AWN<br>QTM-eLED+DALI-DT6-AWN | QT-CAB-eLED+0-10V-AWN<br>QT-CAB-eLED+DALI-DT6-AWN<br>QTM-eLED+0-10V-AWN<br>QTM-eLED+DALI-DT6-AWN | | |
| **ECO System** | QTM-eLED(E) | QTM-eLED(E) | | |
| **DMX** | QZ-DMX | QZ-DMX | Q-SET-QZ-DMX<br>QZ-DMX | Q-SET-QZ-DMX<br>QZ-DMX |
| **DALI-2: DT6** | QT-CAB-eLED+DALI-DT6<br>QT-CAB-eLED+DALI-DT6-AWN<br>QTM-eLED+DALI-DT6<br>QTM-eLED+DALI-DT6-AWN<br>QZ-DALI-DT6 | QT-CAB-eLED+DALI-DT6<br>QT-CAB-eLED+DALI-DT6-AWN<br>QTM-eLED+DALI-DT6<br>QTM-eLED+DALI-DT6-AWN<br>QZ-DALI-DT6 | Q-SET+QZ-DALI-DT6<br>QOM-eLED+DALI-DT6 | Q-SET+QZ-DALI-DT6<br>QOM-eLED+DALI-DT6 |
| **SCENE App Dimmed** | Non-Dim Power Supply with SW App Dongle | Non-Dim Power Supply with SW App Dongle | | |

## COMPATIBLE MOUNTING ACCESSORIES

**HINGE - HMB-M**

Adjustable mounting bracket - Medium

**HINGE - HMB-L**




Adjustable mounting bracket - Large

**HINGE - HMB-XL**

Adjustable mounting bracket - XLarge

**Q-PIVOT**




Small mounting accessory

**Q-ANGLE**

Adjustable mounting accessory

**NL-LARGE**

L Mounting Bracket

**SD-L-LARGE**

L Mounting Bracket

## COMPATIBLE WIRING ACCESSORIES

**Q-mini-J**

UL Listed, miniature junction box, DRY/DMP (WET rated with silicone)

**Q-mini-J5**




UL Listed, miniature junction box, DRY/DMP (WET rated with silicone)

**CON120-EXT**

10ft Con cable extender
DRY/DMP/WET

**CON FOUR-FER**

Splits lead from one to four LED Con connectors
DRY/DMP/WET

**CON M - BARREL F**

Male con to barrel cable adaptor
DRY/DMP

PRELIMINARY
SUBJECT TO CHANGE

## COMPATIBLE CONTROL ACCESSORIES

**SCENE APP DONGLE**

Wi-Fi or Bluetooth Connectivity

## COMPATIBLE APPS

**NFC APP**

Read and write DMX addresses and adjust voltage

PRELIMINARY
SUBJECT TO CHANGE