VERS-GRAZER (04) RGBW

24VDC Linear Fixtures - Surface & Recessed



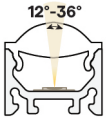

- Optically enhanced VERSatile fixture with narrow grazing properties ranging from 12° to 36°
- The high-quality lens features a proprietary diffusing agent for superior beam control and clean edges
- Features integrated metal endcaps
- Mounting options include a concealed clip
- With an internal White Optics coating, the fixture achieves greater lumen output
- Durable anodized aluminum housings
- Consult factory for field assembly options
- Optional external louver accessory available in white or black for added glare control

1 PRODUCT	2 WATTS/ FT	3 CCT	4 RATED	5 LENS	6 EXTERNAL LOUVER	7 WIRE INPUT/ OUTPUT	8 CONNECTOR/ WIRE IN	9 CONNECTOR/ WIRE OUT	10 WIRE COLOR	11 WIRE TYPE	12 MOUNTING	13 FINISH	14 LENGTH (IN)	15 EXACT/ OPTIMAL
VERS-04-RGBW	6.0													

Sample Part Number: **VERS-04-RGBW-6.0-RGBW-30-DRY-GZR-L1-BK-P1-BW-BW-BK-CL2-CC-BK-48"-E**

1 PRODUCT

VERS-04-RGBW

See following pages for compatible power supplies.

2 WATTS/FT

6.0	6.0W/ft

3 CCT

27	RGBW-2700K
30	RGBW-3000K

4 RATED

DRY	IP20
DMP	IP54
PENC	IP67

PENC-partially encapsulated; N/A for TBC clips

5 LENS

25D	Optical 25°
GZR	Grazer

For representation of LED visibility, see Diode Visibility section on following pages. For beam angles, see Photometric Performance section on following pages

6 EXTERNAL LOUVER

L1-WH	White Plastic
L1-BK	Black Plastic
L2-ST	Satin Anodized Aluminum
L2-BK	Black Anodized Aluminum
L2-WH	White Powder Coated Aluminum
N/A	No Louver

Plastic Louvers come in 12" lengths, multiple pieces will be used to match fixture length. Aluminum louvers come in maximum 98" lengths and will be cut to match fixture length. White and custom painted finishes are not compatible with L2 external louvers.

7 WIRE INPUT/OUTPUT

S1	Single 1 (Input only) - End Feed
S2	Single 2 (Input only) - Bottom Feed
S3	Single 3 (Input only) - Left Side Feed
S4	Single 4 (Input only) - Right Side Feed

P1	Pass Through 1 (Input/output) - End Feed
P2	Pass Through 2 (Input/output) - Bottom Feed
P3	Pass Through 3 (Input/output) - Left Side Feed
P4	Pass Through 4 (Input/output) - Right Side Feed

When using TBC Mounting, a bare wire S2 wire feed is recommended. See install instructions for details.

8 CONNECTOR/WIRE IN

BW	Bare Wire (Standard 36")
CON6	Connector 6"
CON24	Connector 24"

BW	Bare Wire (Standard 36")
CON6	Connector 6"
CON24	Connector 24"

BW: Standard length is 36", Max length is 120". Request custom length by writing in part number next to BW (example: BW48)

9 CONNECTOR/WIRE OUT

CLS	Closed End (No feed)

BW	Bare Wire (Standard 36")
CON6	Connector 6"
CON24	Connector 24"

BW: Standard length is 36", Max length is 120". Request custom length by writing in part number next to BW (example: BW48)

10 WIRE COLOR

WH	White
BK	Black

11 WIRE TYPE

CL2	Class 2
CL2P	Plenum Rated

CL2P only available with bare wire leads (BW)

12 MOUNTING

CC	Concealed Clip
TBC-03	9/16" Flat TB-Grid
TBC-04	15/16" Flat or Tegular TB-Grid
TBC-05	9/16" Tegular TB-Grid or 9/16" Flat TB-Grid, with External Louver
TBC-06	9/16" Tegular TB-Grid, with External Louver
TBC-07	15/16" Flat TB-Grid, with External Louver
TBC-08	15/16" Tegular TB-Grid, with External Louver

13 FINISH

ST	Satin
BK	Black
BZ	Bronze
WH	White
CU	Custom

White and custom painted finishes are not compatible with external louvers.
Custom finishes require a longer lead time, consult factory. Any white finish other than RAL 9003 must be custom ordered

14 LENGTH (IN)

Minimum length is 12", maximum length is 98" not including end caps. Contact us for lengths under 12".

15 EXACT/OPTIMAL

O	Optimal Illumination
E	Exact Specified Length

Exact fixtures match the exact length you specify, but they may have dim spots at the ends. Optimal fixtures are slightly shorter than the length specified, but provide full illumination from end to end. See Exact/Optimal Fixture Length charts.

© 2026 QTL. All rights reserved | 155 Hill St. Milford, CT 06460 | 203-367-8777 | sales@QTL.lighting | www.QTL.lighting

Specification subject to change. Rev-01-13-26

5 year warranty | Warranty only valid with QTL power supplies | Field modifications void warranty | Data subject to change, all data has +/- 5% tolerance

VERS-GRAZER (04) RGBW

24VDC Linear Fixtures - Surface & Recessed

1 PRODUCT - DIMENSIONS

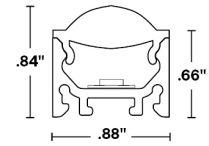

Profile with GZR lens

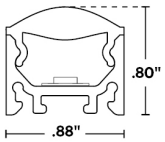

Profile with 25D lens

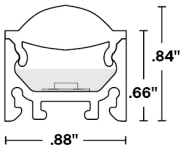

Profile with GZR lens and PENC rating (partial encapsulation)

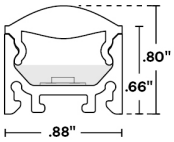

Profile with 25D lens and PENC rating (partial encapsulation)

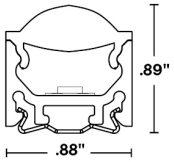

Profile with GZR lens & concealed clip

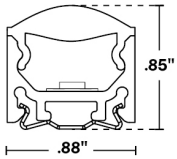

Profile with 25D lens & concealed clip

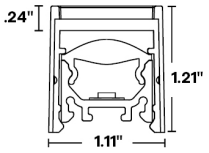

Profile with louver

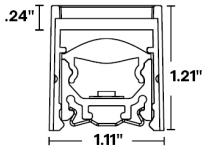

Profile with concealed clip and louver

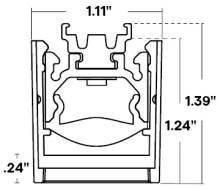

Profile with TBC-05 & louver

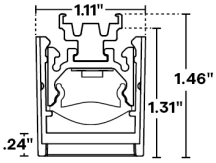

Profile with TBC-06 & louver

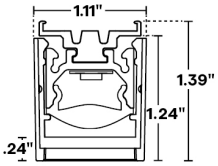

Profile with TBC-07 & louver

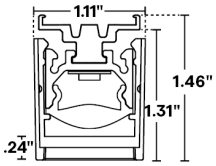

Profile with TBC-08 & louver

2 DELIVERED LUMENS

[Calculated L70 = 51000 hrs]
Tested with VERS-04-RGBW-**-**-DRY

	3000K		Red		Green		Blue	
	LM/FT	CRI	LM/FT	Wavelength	LM/FT	Wavelength	LM/FT	Wavelength
GZR	155	92	41	632	122	514	36	463
25D	146	93	39	631	108	514	33	464

5 DIODE VISIBILITY

Optical lens

GZR - Grazer lens

PHOTOMETRIC PERFORMANCE

Nominal beam spread shown, beam spread varies based on light engine. For more detailed information, see photometric data.

6W/ft Grazer lens

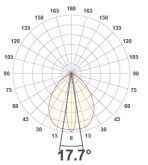

6W/ft 25D lens

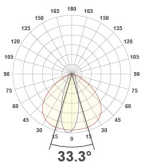

© 2026 QTL. All rights reserved | 155 Hill St. Milford, CT 06460 | 203-367-8777 | sales@QTL.lighting | www.QTL.lighting

VERS-GRAZER (04) RGBW

24VDC Linear Fixtures - Surface & Recessed

TEMPERATURE RATINGS

		6.0 W/FT	
		Min	Max
DRY	Ambient Operating Temp - Surface	-4°F	115°F
DMP	Ambient Operating Temp - Surface	-4°F	110°F
PENC	Ambient Operating Temp - Surface	-4°F	95°F

6 EXTERNAL LOUVER

PLASTIC

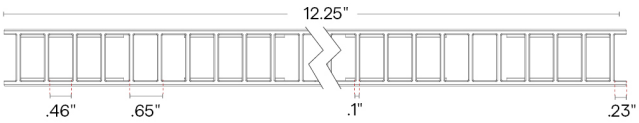

L1-XX

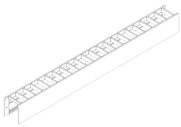

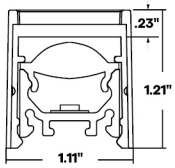

Profile with plastic louver

Lumen Multiplier

WH	BK
0.71	0.48

METAL

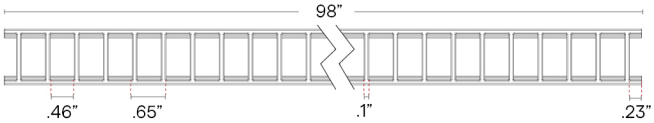

L2-XX

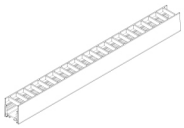

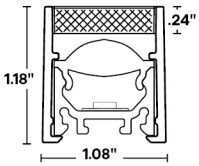

Profile with metal louver

Lumen Multiplier

WH	BK	ST
0.72	0.53	0.68

7 WIRE INPUT/OUTPUT

SINGLE (Input only)

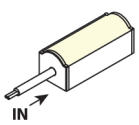

S1 End Feed

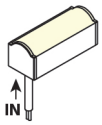

S2 Bottom Feed

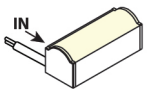

S3 Side Feed - Left

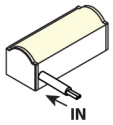

S4 Side Feed - Right

PASS THROUGH (Input/Output)

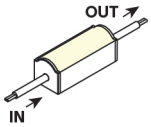

P1 End Feed

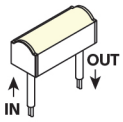

P2 Bottom Feed

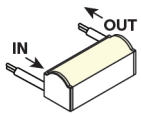

P3 Side Feed - Left

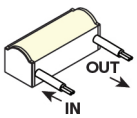

P4 Side Feed - Right

© 2026 QTL. All rights reserved | 155 Hill St. Milford, CT 06460 | 203-367-8777 | sales@QTL.lighting | www.QTL.lighting

VERS-GRAZER (04) RGBW

24VDC Linear Fixtures - Surface & Recessed

CONFIGURATION OPTIONS

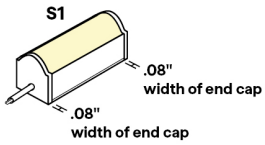

Single End Feed

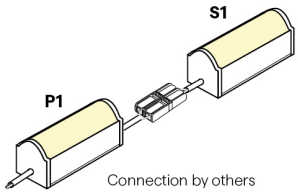

Non-Continuous End Feed

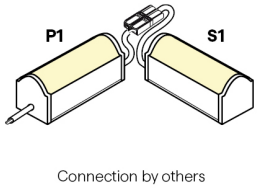

Non-Continuous Corner Feed

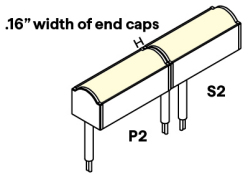

Continuous Bottom Feed

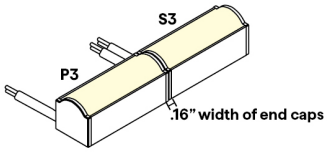

Continuous Side Feed - Left

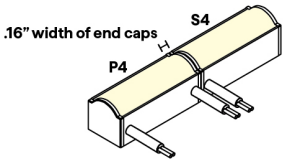

Continuous Side Feed - Right

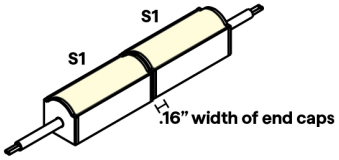

Continuous End to End Feed

8 / 9 CONNECTOR/WIRE – IN/OUT

Connector/Wire In or Out not needed to specify product.

BW

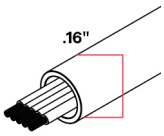

Bare Wire 36"
22 AWG

CON6/CON24



6" or 24" Overall
Wire Connector | 24 AWG
IP67 Rated, UL Listed

10 WIRE COLOR



White

Black

12 MOUNTING

CC
(CC-01)

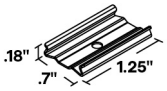

Concealed Clip

2 pieces of hardware provided for 4' or less; 4 pieces of hardware provided for greater than 4'

To order separately use CC-01 (sold in pairs)

Each clips comes with a #4 x 5/8" Flat Head screw.

CC
(CC-02)

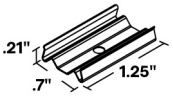

Louver Concealed Clip
Required if L1 or L2 Louver is selected

2 pieces of hardware provided for 4' or less; 4 pieces of hardware provided for greater than 4'

To order separately use CC-02 (sold in pairs)

Each clips comes with a #4 x 5/8" Flat Head screw.

TBC-03

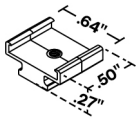

Plastic T-Bar Clip

Use on 9/16" Flat Drop Ceiling; not compatible with PENC

2 clips provided for first 12"; 1 clip provided for each additional 12" or less length. 1 T-Bar Mounting Jig included with each fixture.

To order separately use TBC-03

Each pair of clips comes with M2.5 x 4mm set screw and Allen key

TBC-04

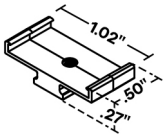

Plastic T-Bar Clip

Use on 15/16" Flat or Tegular Drop Ceiling; not compatible with PENC

2 clips provided for first 12"; 1 clip provided for each additional 12" or less length. 1 T-Bar Mounting Jig included with each fixture.

To order separately use TBC-04

Each pair of clips comes with M2.5 x 4mm set screw and Allen key

TBC-05

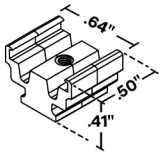

Plastic T-Bar Clip

Use on 9/16" Tegular Drop Ceiling or with Louver on 9/16" Flat Drop Ceiling; not compatible with PENC

2 clips provided for first 12"; 1 clip provided for each additional 12" or less length. 1 T-Bar Mounting Jig included with each fixture.

To order separately use TBC-05

Each pair of clips comes with M2.5 x 4mm set screw and Allen key

© 2026 QTL. All rights reserved | 155 Hill St. Milford, CT 06460 | 203-367-8777 | sales@QTL.lighting | www.QTL.lighting

MOUNTING CONTINUED

TBC-06

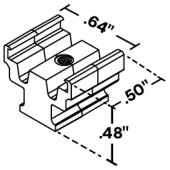

Plastic T-Bar Clip

Use with Louver on 9/16" Tegular Drop Ceiling; not compatible with PENC

2 clips provided for first 12"; 1 clip provided for each additional 12" or less length. 1 T-Bar Mounting Jig included with each fixture.

To order separately use TBC-06

Each pair of clips comes with M2.5 x 4mm set screw and Allen key

TBC-07

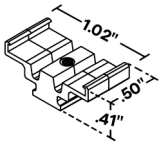

Plastic T-Bar Clip

Use with Louver on 15/16" Flat Drop Ceiling; not compatible with PENC

2 clips provided for first 12"; 1 clip provided for each additional 12" or less length. 1 T-Bar Mounting Jig included with each fixture.

To order separately use TBC-07

Each pair of clips comes with M2.5 x 4mm set screw and Allen key

TBC-08

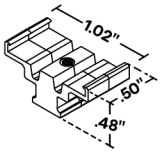

Plastic T-Bar Clip

Use with Louver on 15/16" Tegular Drop Ceiling; not compatible with PENC

2 clips provided for first 12"; 1 clip provided for each additional 12" or less length. 1 T-Bar Mounting Jig included with each fixture.

To order separately use TBC-08

Each pair of clips comes with M2.5 x 4mm set screw and Allen key

13 FINISH

- Satin
- Black
- Bronze
- White

Custom finishes require a longer lead time, consult factory

15 EXACT/OPTIMAL FIXTURE LENGTH

Exact fixtures are the exact length specified. Optimal fixtures' length is rounded down based on LED cut points to allow the fixture to be illuminated end to end. For runs with multiple fixtures that need to fill a specific length, it's recommended to order all optimal fixtures with an exact fixture at the end of the run.

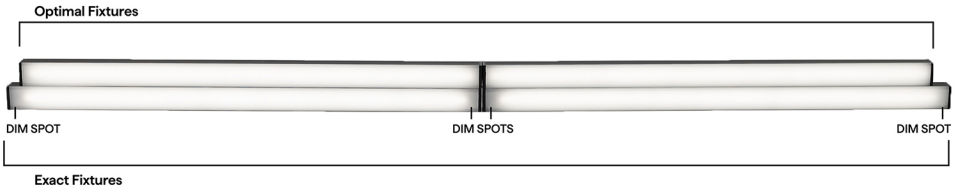

© 2026 QTL. All rights reserved | 155 Hill St. Milford, CT 06460 | 203-367-8777 | sales@QTL.lighting | www.QTL.lighting

VERS-GRAZER (04) RGBW

24VDC Linear Fixtures - Surface & Recessed

RGBW DRY DMP LENGTHS BY INCH

EXACT LENGTH

Requested Length	Potential dim spot on either end of a S1 fixture
	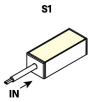 End Feed
12"	2"
13"	0.5"
14"	1"
15"	1.5"
16"	2"
17"	0.5"
18"	1"
19"	1.5"
20"	2"
21"	0.5"
22"	1"
23"	1.5"
24"	2"
36"	2"
48"	2"
60"	2"
72"	2"
84"	2"
96"	2"

OPTIMAL LENGTH

Requested Nominal Length	S1 & S2		P1 & P2		S3 & S4		P3 & P4	
	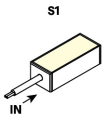 End Feed	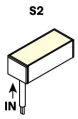 Bottom Feed	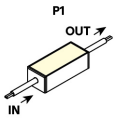 End Feed	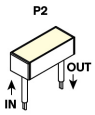 Bottom Feed	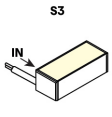 Side Feed - Left	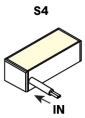 Side Feed - Right	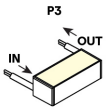 Side Feed - Left	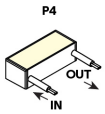 Side Feed - Right
12"	8.59"		8.94"		8.49"		8.59"	
13"	12.59"		12.94"		12.49"		12.59"	
14"	12.59"		12.94"		12.49"		12.59"	
15"	12.59"		12.94"		12.49"		12.59"	
16"	12.59"		12.94"		12.49"		12.59"	
17"	16.59"		16.94"		16.49"		16.59"	
18"	16.59"		16.94"		16.49"		16.59"	
19"	16.59"		16.94"		16.49"		16.59"	
20"	16.59"		16.94"		16.49"		16.59"	
21"	20.59"		20.94"		20.49"		20.59"	
22"	20.59"		20.94"		20.49"		20.59"	
23"	20.59"		20.94"		20.49"		20.59"	
24"	20.59"		20.94"		20.49"		20.59"	
36"	32.59"		32.94"		32.49"		32.59"	
48"	44.59"		44.94"		44.49"		44.59"	
60"	56.59"		56.94"		56.49"		56.59"	
72"	68.59"		68.94"		68.49"		68.59"	
84"	80.59"		80.94"		80.49"		80.59"	
96"	92.59"		92.94"		92.49"		92.59"	

COMPATIBLE POWER SUPPLIES

See power supplies cut sheets for more information. Data subject to change, all data has +/- 5% tolerance.

DIM TO LEVEL	INDOOR	OUTDOOR
	RGBW, RGBW-HE	RGBW, RGBW-HE
0.1%	QT-CAB-eLED+DALI-DT8 QT-CAB-eLED+DMX QTM-eLED+DALI-DT8 QTM-eLED+DMX QZ-DMX	Q-SET-QZ-DMX QOM-eLED+DALI-DT8 QOM-eLED+DMX QOM-eLED+PS-DALI-DT8 QZ-DMX
1%	QZ-DALI-DT8	Q-SET+QZ-DALI-DT8 QZ-DALI-DT8
10%	Non-Dim Power Supply with RGBW App Dongle	

DIMMING PROTOCOL	INDOOR	OUTDOOR
	RGBW, RGBW-HE	RGBW, RGBW-HE
DMX	QTM-eLED+DMX QZ-DMX	Q-SET-QZ-DMX QOM-eLED+DMX QZ-DMX
DALI-2: DT8	QT-CAB-eLED+DALI-DT8 QTM-eLED+DALI-DT8 QZ-DALI-DT8	Q-SET+QZ-DALI-DT8 QOM-eLED+DALI-DT8 QZ-DALI-DT8
SCENE App Dimmed	Non-Dim Power Supply with RGBW App Dongle	

© 2026 QTL. All rights reserved | 155 Hill St. Milford, CT 06460 | 203-367-8777 | sales@QTL.lighting | www.QTL.lighting

VERS-GRAZER (04) RGBW

24VDC Linear Fixtures - Surface & Recessed

COMPATIBLE MOUNTING ACCESSORIES

HINGE - HMB-M

Adjustable mounting bracket - Medium

HINGE - HMB-L



Adjustable mounting bracket - Large

HINGE - HMB-XL

Adjustable mounting bracket - XLarge

Q-PIVOT

Small mounting accessory

Q-ANGLE

Adjustable mounting accessory

NU-GRAZER

U Mounting Bracket

NJ-GRAZER



J Mounting Bracket

BL-GRAZER



Backwards L Mounting Bracket

COMPATIBLE WIRING ACCESSORIES

Q-mini-J5



UL Listed, miniature junction box, DRY/DMP (WET rated with silicone)

COMPATIBLE CONTROL ACCESSORIES

SCENE APP DONGLE

Wi-Fi or Bluetooth Connectivity

COMPATIBLE APPS

NFC APP

Q-NFC

Read and write DMX addresses and adjust voltage

© 2026 QTL. All rights reserved | 155 Hill St. Milford, CT 06460 | 203-367-8777 | sales@QTL.lighting | www.QTL.lighting