VERS-GRAZER (04) STATIC WHITE

24VDC Linear Fixtures - Surface & Recessed

WHITE OPTICS | c UL us LISTED | NEC 410.2 & 410.16 Closet Rated up to 4.0W/ft | RoHS COMPLIANT | EPD ENVIRONMENTAL PRODUCT DECLARATION | JA8 2016 | 1-BIN 1-STEP STANDARD AND HE | 5 YEAR WARRANTY | BAA BUY AMERICAN ACT COMPLIANT | BABA BUILD AMERICA, BUY AMERICA COMPLIANT | Red List Approved Declare.

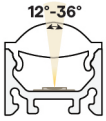

- Optically enhanced VERSatile fixture with narrow grazing properties ranging from 12° to 36°
- The high-quality lens features a proprietary diffusing agent for superior beam control and clean edges
- Features integrated metal endcaps
- Mounting options include a concealed or magnetic clip
- With an internal White Optics coating, the fixture achieves greater lumen output
- Durable anodized aluminum housings
- Consult factory for field assembly options
- Can be suitable for exterior use when specified as wet, contact factory for more information
- Optional external louver accessory available in white or black for added glare control

1 PRODUCT	2 WATTS/ FT	3 CCT	4 RATED	5 LENS	6 EXTERNAL LOUVER	7 WIRE INPUT/ OUTPUT	8 CONNECTOR/ WIRE IN	9 CONNECTOR/ WIRE OUT	10 WIRE COLOR	11 WIRE TYPE	12 MOUNTING	13 FINISH	14 LENGTH (IN)	15 EXACT/ OPTIMAL

Sample Part Number: **VERS-04-SW-5.0-30-DRY-GZR-L1-BK-P1-BW-BW-BK-CL2-CC-BK-48"-E**

1 PRODUCT

VERS-04-SW
VERS-04-SW-USA

Select USA option for BAA and BABA projects. Only DRY, PENC, or WET ratings apply.

See following pages for compatible power supplies.

2 WATTS/FT

1.5	1.5W/ft
3.0	3.0W/ft
4.0	4.0W/ft
5.0	5.0W/ft
1.5HE	1.5W/ft HE
3.0HE	3.0W/ft HE
6.0HE	6.0W/ft HE
9.0HE	9.0W/ft HE

1.5	1.5W/ft
3.0	3.0W/ft
4.0	4.0W/ft
5.0	5.0W/ft
1.5HE	1.5W/ft HE
3.0HE	3.0W/ft HE
6.0HE	6.0W/ft HE

1.5	1.5W/ft
3.0	3.0W/ft
4.0	4.0W/ft
5.0	5.0W/ft

3 CCT

20	2000K
22	2200K
24	2400K
27	2700K
30	3000K
35	3500K
40	4000K

24	2400K
27	2700K
30	3000K
35	3500K
40	4000K

20	2000K
22	2200K
24	2400K
27	2700K
30	3000K
35	3500K
40	4000K

4 RATED

DRY	IP20

DMP	IP54
PENC	IP67

PENC-partially encapsulated; N/A for TBC clips

WET	IP67

Can be suitable for exterior use, contact factory for more information

5 LENS

25D	Optical 25°
GZR	Grazer

For representation of LED visibility, see Diode Visibility section on following pages. For beam angles, see Photometric Performance section on following pages

6 EXTERNAL LOUVER

L1-WH	White Plastic
L1-BK	Black Plastic
L2-ST	Satin Anodized Aluminum
L2-BK	Black Anodized Aluminum
L2-WH	White Powder Coated Aluminum
N/A	No Louver

Plastic Louvers come in 12" lengths, multiple pieces will be used to match fixture length. Aluminum louvers come in maximum 98" lengths and will be cut to match fixture length. White and custom painted finishes are not compatible with L2 external louvers.

7 WIRE INPUT/OUTPUT

S1	Single 1 (Input only) - End Feed
S2	Single 2 (Input only) - Bottom Feed
S3	Single 3 (Input only) - Left Side Feed
S4	Single 4 (Input only) - Right Side Feed

P1	Pass Through 1 (Input/output) - End Feed
P2	Pass Through 2 (Input/output) - Bottom Feed
P3	Pass Through 3 (Input/output) - Left Side Feed
P4	Pass Through 4 (Input/output) - Right Side Feed

When using TBC Mounting, a bare wire S2 wire feed is recommended. See install instructions for details.

8 CONNECTOR/WIRE IN

BW	Bare Wire (Standard 36")
CON6	Connector 6"
CON24	Connector 24"

BW	Bare Wire (Standard 36")
CON6	Connector 6"
CON24	Connector 24"

BW: Standard length is 36", Max length is 120". Request custom length by writing in part number next to BW (example: BW48)

9 CONNECTOR/WIRE OUT

CLS	Closed End (No feed)

BW	Bare Wire (Standard 36")
CON6	Connector 6"
CON24	Connector 24"

BW: Standard length is 36", Max length is 120". Request custom length by writing in part number next to BW (example: BW48)

10 WIRE COLOR

WH	White
BK	Black

11 WIRE TYPE

CL2	Class 2
CL2P	Plenum Rated

CL2P only available with bare wire leads (BW)

12 MOUNTING

CC	Concealed Clip
MG	Magnet
TBC-03	9/16" Flat TB-Grid
TBC-04	15/16" Flat or Tegular TB-Grid
TBC-05	9/16" Tegular TB-Grid or 9/16" Flat TB-Grid, with External Louver
TBC-06	9/16" Tegular TB-Grid, with External Louver
TBC-07	15/16" Flat TB-Grid, with External Louver
TBC-08	15/16" Tegular TB-Grid, with External Louver

13 FINISH

ST	Satin
BK	Black
BZ	Bronze
WH	White
CU	Custom

White and custom finishes are incompatible with external louvers; custom finishes have longer lead times. Non-RAL 9003 whites custom.

14 LENGTH (IN)

Minimum length is 12", maximum length is 98" not including end caps. Contact us for lengths under 12".

15 EXACT/OPTIMAL

O	Optimal Illumination
E	Exact Specified Length

Exact fixtures match the exact length you specify, but they may have dim spots at the ends. Optimal fixtures are slightly shorter than the length specified, but provide full illumination from end to end. See Exact/Optimal Fixture Length charts.

© 2026 QTL. All rights reserved | 155 Hill St. Milford, CT 06460 | 203-367-8777 | sales@QTL.lighting | www.QTL.lighting

5 year warranty | Warranty only valid with QTL power supplies | Field modifications void warranty | Data subject to change, all data has +/- 5% tolerance | Suitable for installation in the storage area of a clothes closet when using wattage of 4.0W/ft or less

VERS-GRAZER (04) STATIC WHITE

24VDC Linear Fixtures - Surface & Recessed

1 PRODUCT - DIMENSIONS

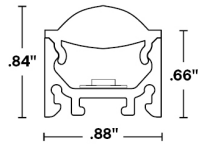

Profile with GZR lens

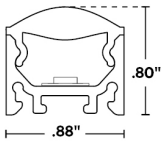

Profile with 25D lens

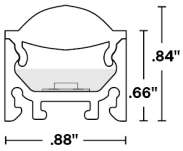

Profile with GZR lens and PENC rating (partial encapsulation)

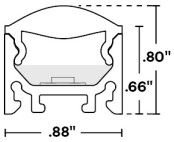

Profile with 25D lens and PENC rating (partial encapsulation)

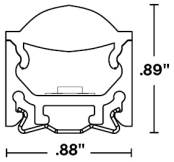

Profile with GZR lens & concealed clip

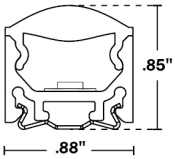

Profile with 25D lens & concealed clip

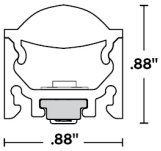

Profile with GZR lens & magnetic clip

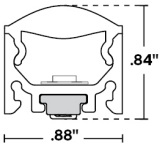

Profile with 25D lens & magnetic clip

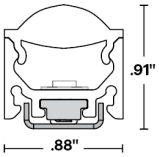

Profile with GZR lens, magnet mount clip & magnetic mount accessory

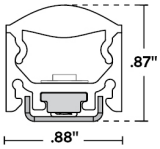

Profile with 25D lens, magnet mount clip & magnetic mount accessory

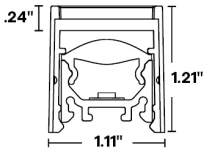

Profile with louver

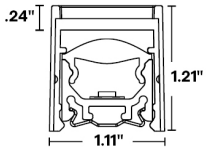

Profile with concealed clip and louver

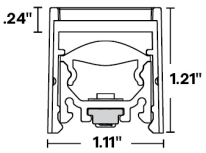

Profile with magnetic clip and louver

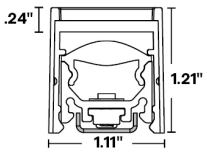

Profile with magnet mount clip, magnetic mount accessory & louver

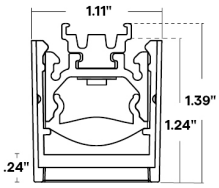

Profile with TBC-05 & louver

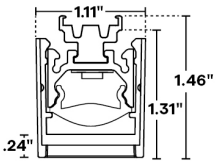

Profile with TBC-06 & louver

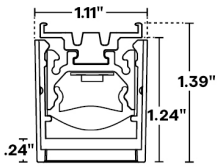

Profile with TBC-07 & louver

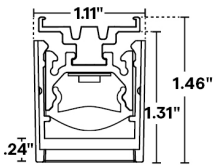

Profile with TBC-08 & louver

2 DELIVERED LUMENS

[Calculated L70 = 70000 hrs, L70 = 66000 hrs for HE]
Tested with VERS-04-SW-**-30-DRY

	1.5 W/FT		1.5HE W/FT		3.0 W/FT		3.0HE W/FT		4.0 W/FT		5.0 W/FT		6.0HE W/FT		9.0HE W/FT	
	LM/FT	CRI	LM/FT	CRI	LM/FT	CRI	LM/FT	CRI	LM/FT	CRI	LM/FT	CRI	LM/FT	CRI	LM/FT	CRI
GZR	169	98	216	98	294	98	404	97	372	98	449	98	751	98	1108	98
25D	162	98	184	98	281	98	359	97	344	98	422	98	704	98	994	98

5 DIODE VISIBILITY



© 2026 QTL. All rights reserved | 155 Hill St. Milford, CT 06460 | 203-367-8777 | sales@QTL.lighting | www.QTL.lighting

VERS-GRAZER (04) STATIC WHITE

24VDC Linear Fixtures - Surface & Recessed

PHOTOMETRIC PERFORMANCE

Nominal beam spread shown, beam spread varies based on light engine. For more detailed information, see photometric data.

5W/ft Grazer lens

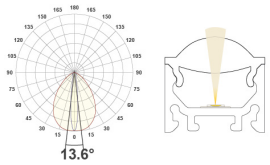

5W/ft 25D lens

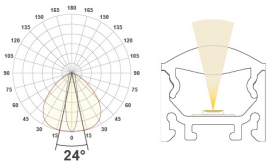

TEMPERATURE RATINGS

		1.5 W/FT		1.5 HE W/FT		3.0 W/FT		3.0 HE W/FT		4.0 W/FT		5.0 W/FT		6.0 HE W/FT		9.0 HE W/FT	
		Min	Max	Min	Max	Min	Max	Min	Max	Min	Max	Min	Max	Min	Max	Min	Max
DRY	Ambient Operating Temp - Surface	-4°F	140°F	-4°F	145°F	-4°F	130°F	-4°F	135°F	-4°F	125°F	-4°F	120°F	-4°F	120°F	-4°F	100°F
DMP	Ambient Operating Temp - Surface	-4°F	135°F	-4°F	140°F	-4°F	125°F	-4°F	130°F	-4°F	120°F	-4°F	115°F	-4°F	115°F	-13°F	95°F
WET	Ambient Operating Temp - Surface	-4°F	135°F	—	—	-4°F	125°F	—	—	-4°F	120°F	-4°F	115°F	—	—	—	—
PENC	Ambient Operating Temp - Surface	-4°F	130°F	-4°F	135°F	-4°F	120°F	-4°F	125°F	-4°F	110°F	-4°F	100°F	-4°F	100°F	—	—

6 EXTERNAL LOUVER

PLASTIC

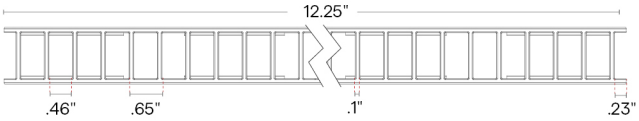

L1-XX

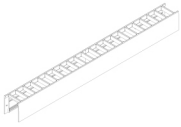

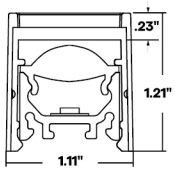

Profile with plastic louver

Lumen Multiplier

WH	BK
0.71	0.48

METAL

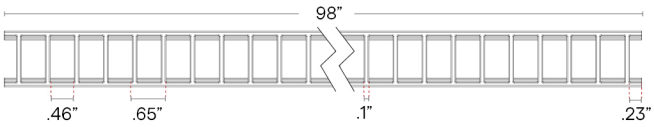

L2-XX

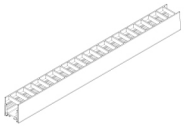

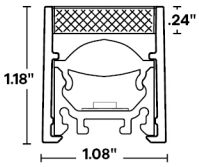

Profile with metal louver

Lumen Multiplier

WH	BK	ST
0.72	0.53	0.68

© 2026 QTL. All rights reserved | 155 Hill St. Milford, CT 06460 | 203-367-8777 | sales@QTL.lighting | www.QTL.lighting

VERS-GRAZER (04) STATIC WHITE

24VDC Linear Fixtures - Surface & Recessed

7 WIRE INPUT/OUTPUT

SINGLE (Input only)

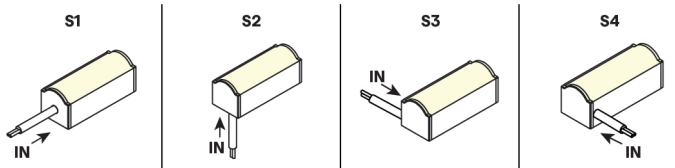

End Feed | Bottom Feed | Side Feed - Left | Side Feed - Right

PASS THROUGH (Input/Output)

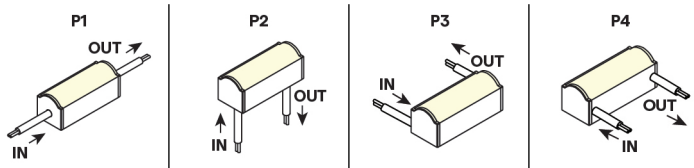

End Feed | Bottom Feed | Side Feed - Left | Side Feed - Right

CONFIGURATION OPTIONS

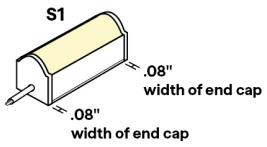

Single End Feed

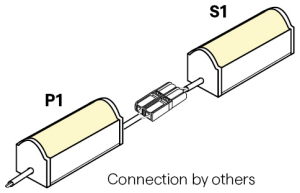

Connection by others

Non-Continuous End Feed

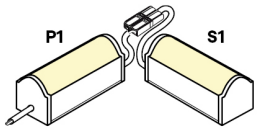

Connection by others

Non-Continuous Corner Feed

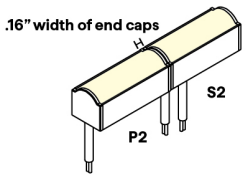

Continuous Bottom Feed

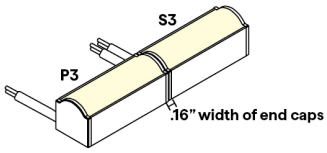

Continuous Side Feed - Left

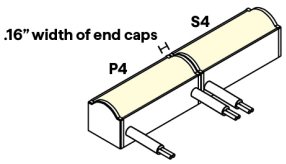

Continuous Side Feed - Right

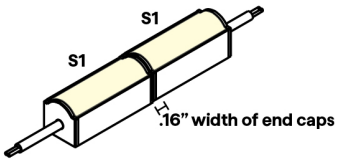

Continuous End to End Feed

8 / 9 CONNECTOR/WIRE – IN/OUT

Connector/Wire In or Out not needed to specify product.

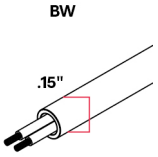

Bare Wire 36"
22 AWG



6" or 24" Overall
Wire Connector | 22 AWG
IP67 Rated, UL Listed

10 WIRE COLOR



White

Black

© 2026 QTL. All rights reserved | 155 Hill St. Milford, CT 06460 | 203-367-8777 | sales@QTL.lighting | www.QTL.lighting

VERS-GRAZER (04) STATIC WHITE

24VDC Linear Fixtures - Surface & Recessed

12 MOUNTING

CC
(CC-01)

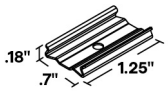

Concealed Clip

2 pieces of hardware provided for 4' or less; 4 pieces of hardware provided for greater than 4'

To order separately use CC-01 (sold in pairs)

Each clips comes with a #4 x 5/8" Flat Head screw.

CC
(CC-02)

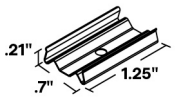

Louver Concealed Clip
Required if L1 or L2 Louver is selected

2 pieces of hardware provided for 4' or less; 4 pieces of hardware provided for greater than 4'

To order separately use CC-02 (sold in pairs)

Each clips comes with a #4 x 5/8" Flat Head screw.

MG

Magnet Clip

One MG provided per foot

To order separately use MG-02

MMA-02

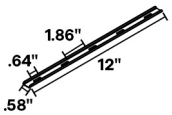

Magnet Mount
Accessory for MG-02

Sold separately, to order use MMA-02

Each clip comes with a #6 Flat Screw

Required when mounting to a non-magnetic surface

TBC-03

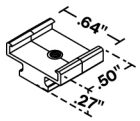

Plastic T-Bar Clip

Use on 9/16" Flat Drop Ceiling; not compatible with PENC

2 clips provided for first 12"; 1 clip provided for each additional 12" or less length. 1 T-Bar Mounting Jig included with each fixture.

To order separately use TBC-03

Each pair of clips comes with M2.5 x 4mm set screw and Allen key

TBC-04

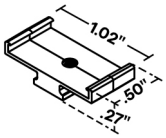

Plastic T-Bar Clip

Use on 15/16" Flat or Tegular Drop Ceiling; not compatible with PENC

2 clips provided for first 12"; 1 clip provided for each additional 12" or less length. 1 T-Bar Mounting Jig included with each fixture.

To order separately use TBC-04

Each pair of clips comes with M2.5 x 4mm set screw and Allen key

TBC-05

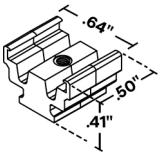

Plastic T-Bar Clip

Use on 9/16" Tegular Drop Ceiling or with Louver on 9/16" Flat Drop Ceiling; not compatible with PENC

2 clips provided for first 12"; 1 clip provided for each additional 12" or less length. 1 T-Bar Mounting Jig included with each fixture.

To order separately use TBC-05

Each pair of clips comes with M2.5 x 4mm set screw and Allen key

TBC-06

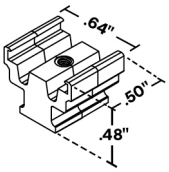

Plastic T-Bar Clip

Use with Louver on 9/16" Tegular Drop Ceiling; not compatible with PENC

2 clips provided for first 12"; 1 clip provided for each additional 12" or less length. 1 T-Bar Mounting Jig included with each fixture.

To order separately use TBC-06

Each pair of clips comes with M2.5 x 4mm set screw and Allen key

TBC-07

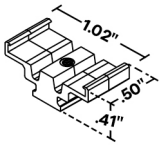

Plastic T-Bar Clip

Use with Louver on 15/16" Flat Drop Ceiling; not compatible with PENC

2 clips provided for first 12"; 1 clip provided for each additional 12" or less length. 1 T-Bar Mounting Jig included with each fixture.

To order separately use TBC-07

Each pair of clips comes with M2.5 x 4mm set screw and Allen key

TBC-08

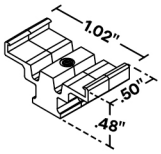

Plastic T-Bar Clip

Use with Louver on 15/16" Tegular Drop Ceiling; not compatible with PENC

2 clips provided for first 12"; 1 clip provided for each additional 12" or less length. 1 T-Bar Mounting Jig included with each fixture.

To order separately use TBC-08

Each pair of clips comes with M2.5 x 4mm set screw and Allen key

13 FINISH

- Satin
- Black
- Bronze
- White

Custom finishes require a longer lead time, consult factory

© 2026 QTL. All rights reserved | 155 Hill St. Milford, CT 06460 | 203-367-8777 | sales@QTL.lighting | www.QTL.lighting

VERS-GRAZER (04) STATIC WHITE

24VDC Linear Fixtures - Surface & Recessed

15 EXACT/OPTIMAL FIXTURE LENGTH

Exact fixtures are the exact length specified. Optimal fixtures' length is rounded down based on LED cut points to allow the fixture to be illuminated end to end. For runs with multiple fixtures that need to fill a specific length, it's recommended to order all optimal fixtures with an exact fixture at the end of the run.

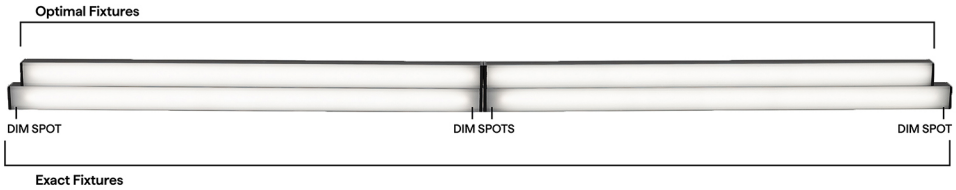

SW DRY DMP LENGTHS BY INCH

EXACT LENGTH

Requested Length	Potential dim spot on either end of a S1 fixture 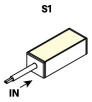
12"	0.5"
13"	0.5"
14"	0.5"
15"	0.5"
16"	0.5"
17"	0.5"
18"	0.5"
19"	0.5"
20"	0.5"
21"	0.5"
22"	0.5"
23"	0.5"
24"	0.5"
36"	0.5"
48"	0.5"
60"	0.5"
72"	0.5"
84"	0.5"
96"	0.5"

OPTIMAL LENGTH

Requested Nominal Length	S1 & S2		P1 & P2		S3 & S4		P3 & P4	
	S1 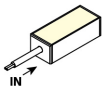 End Feed	S2 Bottom Feed	P1 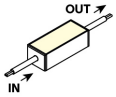 End Feed	P2 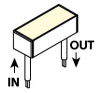 Bottom Feed	S3 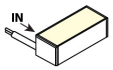 Side Feed - Left	S4 Side Feed - Right	P3 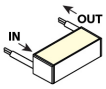 Side Feed - Left	P4 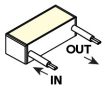 Side Feed - Right
12"	11.49"		11.74"		11.34"		11.44"	
13"	12.49"		12.74"		12.34"		12.44"	
14"	13.49"		13.74"		13.34"		13.44"	
15"	14.49"		14.74"		14.34"		14.44"	
16"	15.49"		15.74"		15.34"		15.44"	
17"	16.49"		16.74"		16.34"		16.44"	
18"	17.49"		17.74"		17.34"		17.44"	
19"	18.49"		18.74"		18.34"		18.44"	
20"	19.49"		19.74"		19.34"		19.44"	
21"	20.49"		20.74"		20.34"		20.44"	
22"	21.49"		21.74"		21.34"		21.44"	
23"	22.49"		22.74"		22.34"		22.44"	
24"	23.49"		23.74"		23.34"		23.44"	
36"	35.49"		35.74"		35.34"		35.44"	
48"	47.49"		47.74"		47.34"		47.44"	
60"	59.49"		59.74"		59.34"		59.44"	
72"	71.49"		71.74"		71.34"		71.44"	
84"	83.49"		83.74"		83.34"		83.44"	
96"	95.49"		95.74"		95.34"		95.44"	

© 2026 QTL. All rights reserved | 155 Hill St. Milford, CT 06460 | 203-367-8777 | sales@QTL.lighting | www.QTL.lighting

VERS-GRAZER (04) STATIC WHITE

24VDC Linear Fixtures - Surface & Recessed

SW WET LENGTHS BY INCH

EXACT LENGTH

Requested Length	Potential dim spot on either end of a S1 fixture
	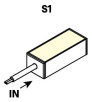 End Feed
12"	0.5"
13"	0.5"
14"	0.5"
15"	0.5"
16"	0.5"
17"	0.5"
18"	0.5"
19"	0.5"
20"	0.5"
21"	0.5"
22"	0.5"
23"	0.5"
24"	0.5"
36"	0.5"
48"	0.5"
60"	0.5"
72"	0.5"
84"	0.5"
96"	0.5"

OPTIMAL LENGTH

Requested Nominal Length	S1 & S2		P1 & P2		S3 & S4		P3 & P4	
	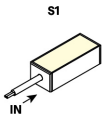 End Feed	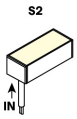 Bottom Feed	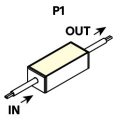 End Feed	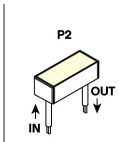 Bottom Feed	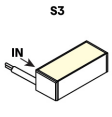 Side Feed - Left	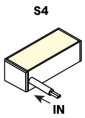 Side Feed - Right	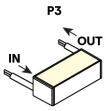 Side Feed - Left	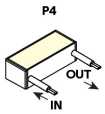 Side Feed - Right
12"	11.64"		11.79"		11.54"		11.64"	
13"	12.64"		12.79"		12.54"		12.64"	
14"	13.64"		13.79"		13.54"		13.64"	
15"	14.64"		14.79"		14.54"		14.64"	
16"	15.64"		15.79"		15.54"		15.64"	
17"	16.64"		16.79"		16.54"		16.64"	
18"	17.64"		17.79"		17.54"		17.64"	
19"	18.64"		18.79"		18.54"		18.64"	
20"	19.64"		19.79"		19.54"		19.64"	
21"	20.64"		20.79"		20.54"		20.64"	
22"	21.64"		21.79"		21.54"		21.64"	
23"	22.64"		22.79"		22.54"		22.64"	
24"	23.64"		23.79"		23.54"		23.64"	
36"	35.64"		35.79"		35.54"		35.64"	
48"	47.64"		47.79"		47.54"		47.64"	
60"	59.64"		59.79"		59.54"		59.64"	
72"	71.64"		71.79"		71.54"		71.64"	
84"	83.64"		83.79"		83.54"		83.64"	
96"	95.64"		95.79"		95.54"		95.64"	

SW-HE DRY DMP LENGTHS BY INCH

EXACT LENGTH

Requested Length	Potential dim spot on either end of a S1 fixture
	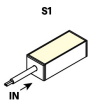 End Feed
12"	1"
13"	0.5"
14"	1"
15"	0.5"
16"	1"
17"	0.5"
18"	1"
19"	0.5"
20"	1"
21"	0.5"
22"	1"
23"	0.5"
24"	1"
36"	1"
48"	1"
60"	1"
72"	1"
84"	1"
96"	1"

OPTIMAL LENGTH

Requested Nominal Length	S1 & S2		P1 & P2		S3 & S4		P3 & P4	
	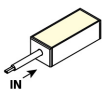 End Feed	Bottom Feed	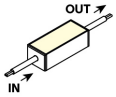 End Feed	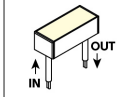 Bottom Feed	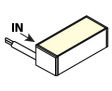 Side Feed - Left	Side Feed - Right	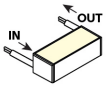 Side Feed - Left	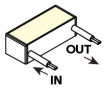 Side Feed - Right
12"	10.49"		10.74"		10.34"		10.44"	
13"	12.49"		12.74"		12.34"		12.44"	
14"	12.49"		12.74"		12.34"		12.44"	
15"	14.49"		14.74"		14.34"		14.44"	
16"	14.49"		14.74"		14.34"		14.44"	
17"	16.49"		16.74"		16.34"		16.44"	
18"	16.49"		16.74"		16.34"		16.44"	
19"	18.49"		18.74"		18.34"		18.44"	
20"	18.49"		18.74"		18.34"		18.44"	
21"	20.49"		20.74"		20.34"		20.44"	
22"	20.49"		20.74"		20.34"		20.44"	
23"	22.49"		22.74"		22.34"		22.44"	
24"	22.49"		22.74"		22.34"		22.44"	
36"	34.49"		34.74"		34.34"		34.44"	
48"	46.49"		46.74"		46.34"		46.44"	
60"	58.49"		58.74"		58.34"		58.44"	
72"	70.49"		70.74"		70.34"		70.44"	
84"	82.49"		82.74"		82.34"		82.44"	
96"	94.49"		94.74"		94.34"		94.44"	

© 2026 QTL. All rights reserved | 155 Hill St. Milford, CT 06460 | 203-367-8777 | sales@QTL.lighting | www.QTL.lighting

VERS-GRAZER (04) STATIC WHITE

24VDC Linear Fixtures - Surface & Recessed

COMPATIBLE POWER SUPPLIES

See power supplies cut sheets for more information. Data subject to change, all data has +/- 5% tolerance.

DIM TO LEVEL	INDOOR		OUTDOOR	
	SW24/1.5-4.0	SW24/5.0, SW-HE, SW-HE+	SW24/1.5-4.0	SW24/5.0, SW-HE, SW-HE+
Dim to Black	Q6M-DC+CAP QTM-DC+CAP iQ-PH+QD1	Q6M-DC+CAP QTM-DC+CAP iQ-PH+QD1	QOM-DC+CAP QOM-PH	QOM-DC+CAP QOM-PH
0.1%	QT-CAB-QZ-PH/0-10V QT-CAB-eLED+0-10V QT-CAB-eLED+0-10V-AWN QT-CAB-eLED+DALI-DT6 QT-CAB-eLED+DALI-DT6-AWN QTM-eLED+0-10V QTM-eLED+0-10V-AWN QTM-eLED+DALI-DT6 QTM-eLED+DALI-DT6-AWN QZ-BOWTIE+DIMMER QZ-DMX QZ-PH/0-10V QZ-STICK-PH/0-10V QZLP	QT-CAB-QZ-PH/0-10V QT-CAB-eLED+0-10V QT-CAB-eLED+0-10V-AWN QT-CAB-eLED+DALI-DT6 QT-CAB-eLED+DALI-DT6-AWN QTM-eLED+0-10V QTM-eLED+0-10V-AWN QTM-eLED+DALI-DT6 QTM-eLED+DALI-DT6-AWN QZ-BOWTIE+DIMMER QZ-DMX QZ-PH/0-10V QZ-STICK-PH/0-10V QZLP	Q-SET-QZ-DMX Q-SET-QZ-PH/0-10V Q-SET-eLED+0-10V QOM-eLED+0-10V QOM-eLED+DALI-DT6 QOM-eLED+PS-DALI-DT6 QZ-DMX QZ-PH/0-10V	Q-SET-QZ-DMX Q-SET-QZ-PH/0-10V Q-SET-eLED+0-10V QOM-eLED+0-10V QOM-eLED+DALI-DT6 QOM-eLED+PS-DALI-DT6 QZ-DMX QZ-PH/0-10V
1%	QTM-eLED(E) QZ-DALI-DT6	QTM-eLED(E) QZ-DALI-DT6	Q-SET+QZ-DALI-DT6 QZ-DALI-DT6	Q-SET+QZ-DALI-DT6 QZ-DALI-DT6
10%	Non-Dim Power Supply with SW App Dongle	Non-Dim Power Supply with SW App Dongle	Q-HEX-mini-DC Q-SET-mLED	

© 2026 QTL. All rights reserved | 155 Hill St. Milford, CT 06460 | 203-367-8777 | sales@QTL.lighting | www.QTL.lighting

VERS-GRAZER (04) STATIC WHITE

24VDC Linear Fixtures - Surface & Recessed

DIMMING PROTOCOL	INDOOR		OUTDOOR	
	SW24/1.5-4.0	SW24/5.0, SW-HE, SW-HE+	SW24/1.5-4.0	SW24/5.0, SW-HE, SW-HE+
Non-Dim	QT-CAB-eLED-ND QTM-eLED-ND QZ-ND	QT-CAB-eLED-ND QTM-eLED-ND QZ-ND	Q-SET-QZ-ND Q-SET-eLED-ND QOM-eLED-ND QZ-ND	Q-SET-QZ-ND Q-SET-eLED-ND QOM-eLED-ND QZ-ND
Phase	Q6M-DC+CAP QT-CAB-QZ-PH/0-10V QTM-DC+CAP QTM-eLED(E) QZ-BOWTIE+DIMMER QZ-PH/0-10V QZ-STICK-PH/0-10V QZLP iQ-PH+QD1	Q6M-DC+CAP QT-CAB-QZ-PH/0-10V QTM-DC+CAP QTM-eLED(E) QZ-BOWTIE+DIMMER QZ-PH/0-10V QZ-STICK-PH/0-10V QZLP iQ-PH+QD1	Q-HEX-mini-DC Q-SET-QZ-PH/0-10V Q-SET-mLED QOM-DC+CAP QOM-PH QZ-PH/0-10V	Q-SET-QZ-PH/0-10V QOM-DC+CAP QOM-PH QZ-PH/0-10V
0-10V	QT-CAB-QZ-PH/0-10V QT-CAB-eLED+0-10V QT-CAB-eLED+0-10V-AWN QTM-eLED+0-10V QTM-eLED+0-10V-AWN QZ-PH/0-10V QZ-STICK-PH/0-10V QZLP	QT-CAB-QZ-PH/0-10V QT-CAB-eLED+0-10V QT-CAB-eLED+0-10V-AWN QTM-eLED+0-10V QTM-eLED+0-10V-AWN QZ-PH/0-10V QZ-STICK-PH/0-10V QZLP	Q-SET-QZ-PH/0-10V Q-SET-eLED+0-10V QOM-eLED+0-10V QZ-PH/0-10V	Q-SET-QZ-PH/0-10V Q-SET-eLED+0-10V QOM-eLED+0-10V QZ-PH/0-10V
Lutron Athena	QT-CAB-eLED+0-10V-AWN QT-CAB-eLED+DALI-DT6-AWN QTM-eLED+0-10V-AWN QTM-eLED+DALI-DT6-AWN	QT-CAB-eLED+0-10V-AWN QT-CAB-eLED+DALI-DT6-AWN QTM-eLED+0-10V-AWN QTM-eLED+DALI-DT6-AWN		
ECO System	QTM-eLED(E)	QTM-eLED(E)		
DMX	QZ-DMX	QZ-DMX	Q-SET-QZ-DMX QZ-DMX	Q-SET-QZ-DMX QZ-DMX
DALI-2: DT6	QT-CAB-eLED+DALI-DT6 QT-CAB-eLED+DALI-DT6-AWN QTM-eLED+DALI-DT6 QTM-eLED+DALI-DT6-AWN QZ-DALI-DT6	QT-CAB-eLED+DALI-DT6 QT-CAB-eLED+DALI-DT6-AWN QTM-eLED+DALI-DT6 QTM-eLED+DALI-DT6-AWN QZ-DALI-DT6	Q-SET+QZ-DALI-DT6 QOM-eLED+DALI-DT6 QZ-DALI-DT6	Q-SET+QZ-DALI-DT6 QOM-eLED+DALI-DT6 QZ-DALI-DT6
SCENE App Dimmed	Non-Dim Power Supply with SW App Dongle	Non-Dim Power Supply with SW App Dongle		

COMPATIBLE MOUNTING ACCESSORIES

HINGE - HMB-M

Adjustable mounting bracket - Medium

HINGE - HMB-L



Adjustable mounting bracket - Large

HINGE - HMB-XL

Adjustable mounting bracket - XLarge

Q-PIVOT

Small mounting accessory

Q-ANGLE

Adjustable mounting accessory

NU-GRAZER

U Mounting Bracket

NJ-GRAZER

J Mounting Bracket

BL-GRAZER



Backwards L Mounting Bracket

MMA-02

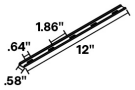

Magnet Mount Accessory for MG-02

COMPATIBLE WIRING ACCESSORIES

Q-mini-J

UL Listed, miniature junction box, DRY/DMP (WET rated with silicone)

Q-mini-J5



UL Listed, miniature junction box, DRY/DMP (WET rated with silicone)

CON120-EXT

10ft Con cable extender
DRY/DMP/WET

CON FOUR-FER

Splits lead from one to four LED Con connectors
DRY/DMP/WET

CON M - BARREL F

Male con to barrel cable adaptor
DRY/DMP

© 2026 QTL. All rights reserved | 155 Hill St. Milford, CT 06460 | 203-367-8777 | sales@QTL.lighting | www.QTL.lighting

COMPATIBLE CONTROL ACCESSORIES

SCENE APP DONGLE

Wi-Fi or Bluetooth Connectivity

COMPATIBLE APPS

NFC APP

Read and write DMX addresses and adjust voltage

© 2026 QTL. All rights reserved | 155 Hill St. Milford, CT 06460 | 203-367-8777 | sales@QTL.lighting | www.QTL.lighting