VERS-INSERT (08) FOR TUNABLE APPLICATIONS

24VDC Linear Fixtures - Surface & Recessed



- A VERSatile fixture with customizable options to meet the specific needs of various applications
- The batwing and prismatic lens options offer glare-reducing illumination
- Mounting options include a concealed or magnetic clip
- With an internal White Optics coating, the fixture achieves greater lumen output
- Durable anodized aluminum housings
- Consult factory for field assembly options
- Can be suitable for exterior use when specified as wet, contact factory for more information
- Optional external louver accessory available in white or black for added glare control

1 PRODUCT	2 WATTS/ FT	3 CCT	4 RATED	5 LENS	6 EXTERNAL LOUVER	7 WIRE INPUT/ OUTPUT	8 CONNECTOR/ WIRE IN	9 CONNECTOR/ WIRE OUT	10 WIRE COLOR	11 WIRE TYPE	12 MOUNTING	13 FINISH	14 LENGTH (IN)	15 EXACT/ OPTIMAL

Sample Part Number: **VERS-08-DW-2.5HE-20/30-DRY-GC-L1-BK-P1-BW-BW-BK-CL2-CC-BK-48"-E**

1 PRODUCT

VERS-08-DW
VERS-08-DW-USA

Select USA option for BAA and BABA projects. Only DRY or WET ratings apply.

LED engine is built with 3 wires requiring 0-10V, DMX or DALI control. Using DALI, DMX, or non QTL power supplies may double watts/ft. See following pages for compatible power supplies.

2 WATTS/FT

1.5HE 1.5W/ft HE
2.5HE 2.5W/ft HE
4.0HE 4.0W/ft HE

1.5HE 1.5W/ft HE
2.5HE 2.5W/ft HE

1.5HE 1.5W/ft HE
2.5HE 2.5W/ft HE

3 CCT

20/27 2000K/2700K
20/30 2000K/3000K
27/40 2700K/4000K
27/55 2700K/5500K

24/30 2400K/3000K
27/40 2700K/4000K

20/27 2000K/2700K
20/30 2000K/3000K
27/40 2700K/4000K
27/55 2700K/5500K

4 RATED

DRY IP20

DMP IP54

WET IP67

5 LENS

BAT Batwing
GC Glare Control

For representation of LED visibility, see Diode Visibility section on following pages. For beam angles, see Photometric Performance section on following pages

6 EXTERNAL LOUVER

L1-WH White Plastic
L1-BK Black Plastic
L2-ST Satin Anodized Aluminum
L2-BK Black Anodized Aluminum
L2-WH White Powder Coated Aluminum
N/A No Louver

Plastic Louvers come in 12" lengths, multiple pieces will be used to match fixture length. Aluminum louvers come in maximum 98" lengths and will be cut to match fixture length. White and custom painted finishes are not compatible with L2 external louvers.

7 WIRE INPUT/OUTPUT

S1 Single 1 (Input only) - End Feed
S2 Single 2 (Input only) - Bottom Feed
S3 Single 3 (Input only) - Left Side Feed
S4 Single 4 (Input only) - Right Side Feed

P1 Pass Through 1 (Input/output) - End Feed
P2 Pass Through 2 (Input/output) - Bottom Feed
P3 Pass Through 3 (Input/output) - Left Side Feed
P4 Pass Through 4 (Input/output) - Right Side Feed

When using TBC Mounting, a bare wire S2 wire feed is recommended. See install instructions for details.

8 CONNECTOR/WIRE IN

BW Bare Wire (Standard 36")
CON6 Connector 6"
CON24 Connector 24"

BW Bare Wire (Standard 36")
CON6 Connector 6"
CON24 Connector 24"

BW: Standard length is 36", Max length is 120". Request custom length by writing in part number next to BW (example: BW48)

9 CONNECTOR/WIRE OUT

CLS Closed End (No feed)

BW Bare Wire (Standard 36")
CON6 Connector 6"
CON24 Connector 24"

BW: Standard length is 36", Max length is 120". Request custom length by writing in part number next to BW (example: BW48)

10 WIRE COLOR

WH White
BK Black

11 WIRE TYPE

CL2 Class 2
CL2P Plenum Rated

CL2P only available with bare wire leads (BW)

12 MOUNTING

CC Concealed Clip
MG Magnet
TBC-03 9/16" Flat TB-Grid
TBC-04 15/16" Flat or Tegular TB-Grid
TBC-05 9/16" Tegular TB-Grid or 9/16" Flat TB-Grid, with External Louver
TBC-06 9/16" Tegular TB-Grid, with External Louver
TBC-07 15/16" Flat TB-Grid, with External Louver
TBC-08 15/16" Tegular TB-Grid, with External Louver

13 FINISH

ST Satin
BK Black
BZ Bronze
WH White
CU Custom

White and custom finishes are incompatible with external louvers; custom finishes have longer lead times. Non-RAL 9003 whites custom.

14 LENGTH (IN)

Minimum length is 12", maximum length is 98" not including end caps. Contact us for lengths under 12".

15 EXACT/OPTIMAL

O Optimal Illumination
E Exact Specified Length

Exact fixtures match the exact length you specify, but they may have dim spots at the ends. Optimal fixtures are slightly shorter than the length specified, but provide full illumination from end to end. See Exact/Optimal Fixture Length charts.

© 2026 QTL. All rights reserved | 155 Hill St. Milford, CT 06460 | 203-367-8777 | sales@QTL.lighting | www.QTL.lighting

Specification subject to change. Rev-01-13-26

5 year warranty | Warranty only valid with QTL power supplies | Field modifications void warranty | Data subject to change, all data has +/- 5% tolerance

VERS-INSERT (08) FOR TUNABLE APPLICATIONS

24VDC Linear Fixtures - Surface & Recessed

1 PRODUCT - DIMENSIONS

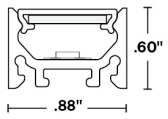

Profile with lens

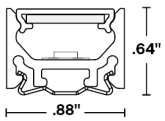

Profile with concealed clip

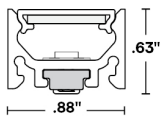

Profile with magnetic clip

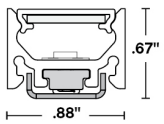

Profile with magnet mount clip & magnetic mount accessory

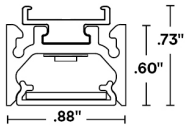

Profile with TBC-03

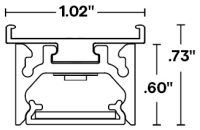

Profile with TBC-04

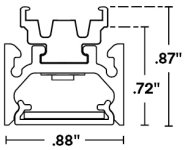

Profile with TBC-05

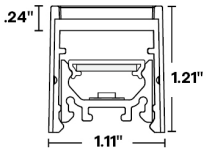

Profile with Louver

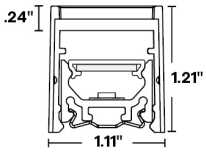

Profile with concealed clip and louver

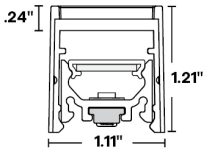

Profile with magnetic clip and louver

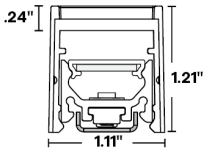

Profile with magnet mount clip, magnetic mount accessory & louver

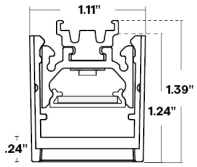

Profile with TBC-05 & Louver

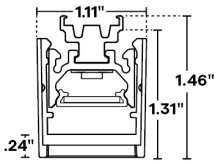

Profile with TBC-06 & Louver

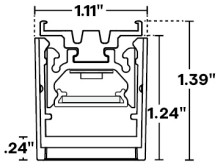

Profile with TBC-07 & Louver

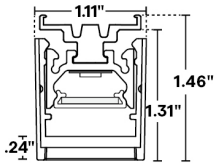

Profile with TBC-08 & Louver

2 DELIVERED LUMENS

[Calculated L70 = 70000 hrs]
Tested with VERS-08-DW-**-**-DRY

	1.5HE W/FT			2.5HE W/FT			4.0HE W/FT		
	LM/FT	CRI	UGR	LM/FT	CRI	UGR	LM/FT	CRI	UGR
BAT	129	98	N/A	203	98	N/A	302	98	N/A
GC	136	98	≤ 18.1	215	98	≤ 19.6	341	98	≤ 21.2

5 DIODE VISIBILITY

BAT - Batwing lens

GC - Glare Control lens

PHOTOMETRIC PERFORMANCE

Nominal beam spread shown, beam spread varies based on light engine. For more detailed information, see photometric data.

6W/ft Batwing lens

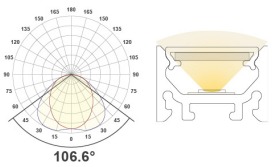

6W/ft Glare Control lens

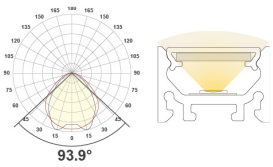

© 2026 QTL. All rights reserved | 155 Hill St. Milford, CT 06460 | 203-367-8777 | sales@QTL.lighting | www.QTL.lighting

VERS-INSERT (08) FOR TUNABLE APPLICATIONS

24VDC Linear Fixtures - Surface & Recessed

TEMPERATURE RATINGS

		DW 1.5 HE W/FT		DW 3.0 HE W/FT		DW 2.5 HE W/FT		DW 5.0 HE W/FT		DW 4.0 HE W/FT		DW 8.0 HE W/FT	
		QTL power supply other than DALI, DMX		DALI, DMX, or non-QTL power supply		QTL power supply other than DALI, DMX		DALI, DMX, or non-QTL power supply		QTL power supply other than DALI, DMX		DALI, DMX, or non-QTL power supply	
		Min	Max	Min	Max	Min	Max	Min	Max	Min	Max	Min	Max
DRY	Ambient Operating Temp - Surface	-4°F	145°F	-4°F	135°F	-4°F	135°F	-4°F	120°F	-4°F	125°F	-4°F	110°F
DMP	Ambient Operating Temp - Surface	-4°F	140°F	-4°F	130°F	-4°F	130°F	-4°F	115°F	—	—	—	—
WET	Ambient Operating Temp - Surface	-4°F	140°F	-4°F	130°F	-4°F	130°F	-4°F	115°F	—	—	—	—

6 EXTERNAL LOUVER

PLASTIC

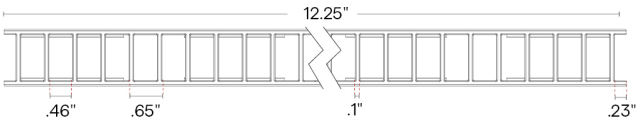

L1-XX

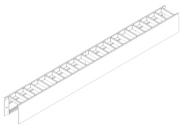

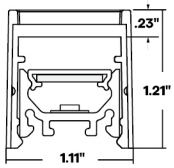

Profile with plastic louver

Lumen Multiplier

WH	BK
0.70	0.54

METAL

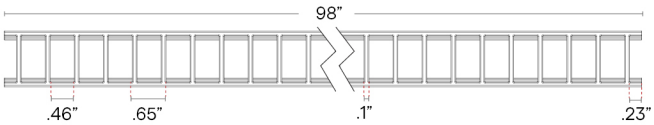

L2-XX

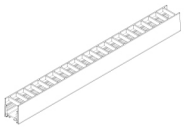

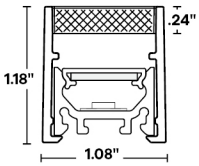

Profile with metal louver

Lumen Multiplier

WH	BK	ST
0.64	0.39	0.59

7 WIRE INPUT/OUTPUT

SINGLE (Input only)

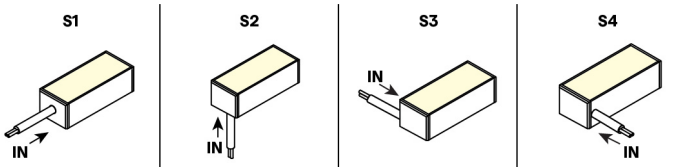

End Feed | Bottom Feed | Side Feed - Left | Side Feed - Right

PASS THROUGH (Input/Output)

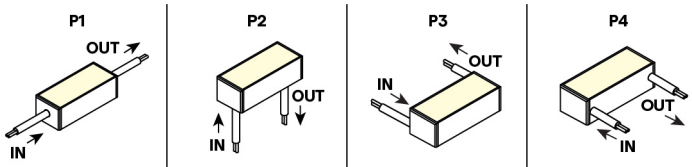

End Feed | Bottom Feed | Side Feed - Left | Side Feed - Right

© 2026 QTL. All rights reserved | 155 Hill St. Milford, CT 06460 | 203-367-8777 | sales@QTL.lighting | www.QTL.lighting

VERS-INSERT (08) FOR TUNABLE APPLICATIONS

24VDC Linear Fixtures - Surface & Recessed

CONFIGURATION OPTIONS

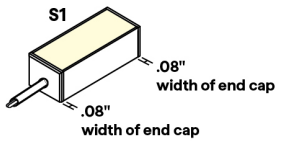

Single End Feed

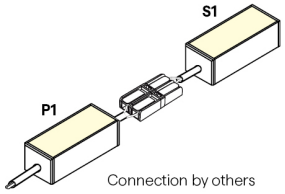

Connection by others

Non-Continuous End Feed

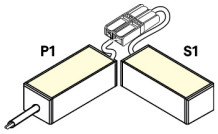

Connection by others

Non-Continuous Corner Feed

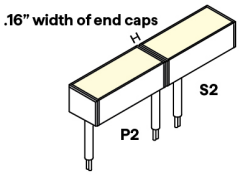

Continuous Bottom Feed

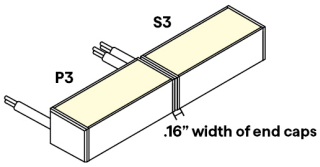

Continuous Side Feed - Left

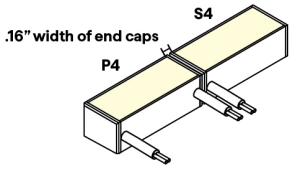

Continuous Side Feed - Right

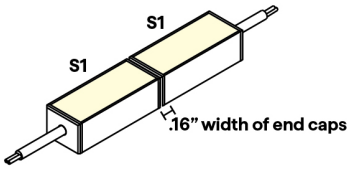

Continuous End to End Feed

8 / 9 CONNECTOR/WIRE – IN/OUT

Connector/Wire In or Out not needed to specify product.

BW

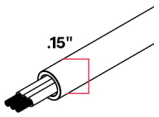

Bare Wire 36"
22 AWG

CON6/CON24



6" or 24" Overall
Wire Connector | 22 AWG
IP67 Rated, UL Listed

10 WIRE COLOR



White

Black

12 MOUNTING

CC
(CC-01)

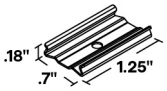

Concealed Clip

2 pieces of hardware provided for 4' or less; 4 pieces of hardware provided for greater than 4'

To order separately use CC-01 (sold in pairs)

Each clips comes with a #4 x 5/8" Flat Head screw.

CC
(CC-02)

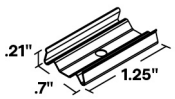

Louver Concealed Clip
Required if L1 or L2 Louver is selected

2 pieces of hardware provided for 4' or less; 4 pieces of hardware provided for greater than 4'

To order separately use CC-02 (sold in pairs)

Each clips comes with a #4 x 5/8" Flat Head screw.

MG

Magnet Clip

One MG provided per foot

To order separately use MG-02

MMA-02

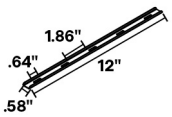

Magnet Mount
Accessory for MG-02

Sold separately, to order use MMA-02

Each clip comes with a #6 Flat Screw

Required when mounting to a non-magnetic surface

TBC-03

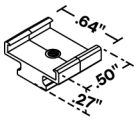

Plastic T-Bar Clip

Use on 9/16" Flat Drop Ceiling

2 clips provided for first 12"; 1 clip provided for each additional 12" or less length. 1 T-Bar Mounting Jig included with each fixture.

To order separately use TBC-03

Each pair of clips comes with M2.5 x 4mm set screw and Allen key

© 2026 QTL. All rights reserved | 155 Hill St. Milford, CT 06460 | 203-367-8777 | sales@QTL.lighting | www.QTL.lighting

MOUNTING CONTINUED

TBC-04

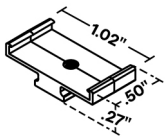

Plastic T-Bar Clip

Use on 15/16" Flat or Tegular Drop Ceiling

2 clips provided for first 12"; 1 clip provided for each additional 12" or less length. 1 T-Bar Mounting Jig included with each fixture.

To order separately use TBC-04

Each pair of clips comes with M2.5 x 4mm set screw and Allen key

TBC-05

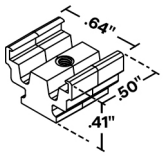

Plastic T-Bar Clip

Use on 9/16" Tegular Drop Ceiling

2 clips provided for first 12"; 1 clip provided for each additional 12" or less length. 1 T-Bar Mounting Jig included with each fixture.

To order separately use TBC-05

Each pair of clips comes with M2.5 x 4mm set screw and Allen key

TBC-06

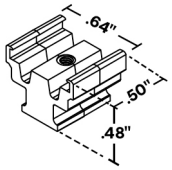

Plastic T-Bar Clip

Use with Louver on 9/16" Tegular Drop Ceiling

2 clips provided for first 12"; 1 clip provided for each additional 12" or less length. 1 T-Bar Mounting Jig included with each fixture.

To order separately use TBC-06

Each pair of clips comes with M2.5 x 4mm set screw and Allen key

TBC-07

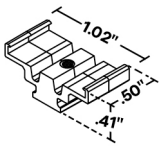

Plastic T-Bar Clip

Use with Louver on 15/16" Flat Drop Ceiling

2 clips provided for first 12"; 1 clip provided for each additional 12" or less length. 1 T-Bar Mounting Jig included with each fixture.

To order separately use TBC-07

Each pair of clips comes with M2.5 x 4mm set screw and Allen key

TBC-08

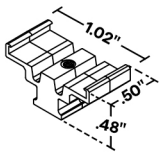

Plastic T-Bar Clip

Use with Louver on 15/16" Tegular Drop Ceiling

2 clips provided for first 12"; 1 clip provided for each additional 12" or less length. 1 T-Bar Mounting Jig included with each fixture.

To order separately use TBC-08

Each pair of clips comes with M2.5 x 4mm set screw and Allen key

13 FINISH

- Satin
- Black
- Bronze
- White

Custom finishes require a longer lead time, consult factory

15 EXACT/OPTIMAL FIXTURE LENGTH

Exact fixtures are the exact length specified. Optimal fixtures' length is rounded down based on LED cut points to allow the fixture to be illuminated end to end. For runs with multiple fixtures that need to fill a specific length, it's recommended to order all optimal fixtures with an exact fixture at the end of the run.

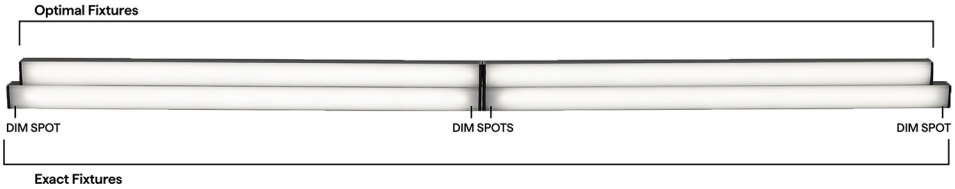

© 2026 QTL. All rights reserved | 155 Hill St. Milford, CT 06460 | 203-367-8777 | sales@QTL.lighting | www.QTL.lighting

VERS-INSERT (08) FOR TUNABLE APPLICATIONS

24VDC Linear Fixtures - Surface & Recessed

DW-HE DRY DMP LENGTHS BY INCH

EXACT LENGTH

Requested Length	Potential dim spot on either end of a S1 fixture
12"	1"
13"	0.5"
14"	1"
15"	0.5"
16"	1"
17"	0.5"
18"	1"
19"	0.5"
20"	1"
21"	0.5"
22"	1"
23"	0.5"
24"	1"
36"	1"
48"	1"
60"	1"
72"	1"
84"	1"
96"	1"

OPTIMAL LENGTH

Requested Nominal Length	S1 & S2		P1 & P2		S3 & S4		P3 & P4	
	S1	S2	P1	P2	S3	S4	P3	P4
	End Feed	Bottom Feed	End Feed	Bottom Feed	Side Feed - Left	Side Feed - Right	Side Feed - Left	Side Feed - Right
12"	10.59"		10.94"		10.49"		10.59"	
13"	12.59"		12.94"		12.49"		12.59"	
14"	12.59"		12.94"		12.49"		12.59"	
15"	14.59"		14.94"		14.49"		14.59"	
16"	14.59"		14.94"		14.49"		14.59"	
17"	16.59"		16.94"		16.49"		16.59"	
18"	16.59"		16.94"		16.49"		16.59"	
19"	18.59"		18.94"		18.49"		18.59"	
20"	18.59"		18.94"		18.49"		18.59"	
21"	20.59"		20.94"		20.49"		20.59"	
22"	20.59"		20.94"		20.49"		20.59"	
23"	22.59"		22.94"		22.49"		22.59"	
24"	22.59"		22.94"		22.49"		22.59"	
36"	34.59"		34.94"		34.49"		34.59"	
48"	46.59"		46.94"		46.49"		46.59"	
60"	58.59"		58.94"		58.49"		58.59"	
72"	70.59"		70.94"		70.49"		70.59"	
84"	82.59"		82.94"		82.49"		82.59"	
96"	94.59"		94.94"		94.49"		94.59"	

DW-HE WET LENGTHS BY INCH

EXACT LENGTH

Requested Length	Potential dim spot on either end of a S1 fixture
12"	1"
13"	0.5"
14"	1"
15"	0.5"
16"	1"
17"	0.5"
18"	1"
19"	0.5"
20"	1"
21"	0.5"
22"	1"
23"	0.5"
24"	1"
36"	1"
48"	1"
60"	1"
72"	1"
84"	1"
96"	1"

OPTIMAL LENGTH

Requested Nominal Length	S1 & S2		P1 & P2		S3 & S4		P3 & P4	
	S1	S2	P1	P2	S3	S4	P3	P4
	End Feed	Bottom Feed	End Feed	Bottom Feed	Side Feed - Left	Side Feed - Right	Side Feed - Left	Side Feed - Right
12"	10.74"		11.14"		10.64"		10.84"	
13"	12.74"		11.14"		12.64"		12.84"	
14"	12.74"		13.14"		12.64"		12.84"	
15"	14.74"		13.14"		14.64"		14.84"	
16"	14.74"		15.14"		14.64"		14.84"	
17"	16.74"		15.14"		16.64"		16.84"	
18"	16.74"		17.14"		16.64"		16.84"	
19"	18.74"		17.14"		18.64"		18.84"	
20"	18.74"		19.14"		18.64"		18.84"	
21"	20.74"		19.14"		20.64"		20.84"	
22"	20.74"		21.14"		20.64"		20.84"	
23"	22.74"		21.14"		22.64"		22.84"	
24"	22.74"		23.14"		22.64"		22.84"	
36"	34.74"		35.14"		34.64"		34.84"	
48"	46.74"		47.14"		46.64"		46.84"	
60"	58.74"		59.14"		58.64"		58.84"	
72"	70.74"		71.14"		70.64"		70.84"	
84"	82.74"		83.14"		82.64"		82.84"	
96"	94.74"		95.14"		94.64"		94.84"	

© 2026 QTL. All rights reserved | 155 Hill St. Milford, CT 06460 | 203-367-8777 | sales@QTL.lighting | www.QTL.lighting

VERS-INSERT (08) FOR TUNABLE APPLICATIONS

24VDC Linear Fixtures - Surface & Recessed

COMPATIBLE POWER SUPPLIES

See power supplies cut sheets for more information. Data subject to change, all data has +/- 5% tolerance.

DIM TO LEVEL	INDOOR	OUTDOOR
	DW-HE Tunable Applications	DW-HE Tunable Applications
0.1%	QT-CAB-eLED+DALI-DT6 QT-CAB-eLED+DALI-DT8 QT-CAB-eLED+DALI-DT8-AWN QT-CAB-eLED+TW QT-CAB-eLED+TW-AWN QTM-eLED+DALI-DT6 QTM-eLED+DALI-DT8 QTM-eLED+DALI-DT8-AWN QTM-eLED+TW QTM-eLED+TW-AWN QZ-DMX	Q-SET-QZ-DMX QOM-eLED+DALI-DT6 QOM-eLED+DALI-DT8 QOM-eLED+PS-DALI-DT6 QOM-eLED+PS-DALI-DT8 QOM-eLED+TW QZ-DMX
1%	QZ-DALI-DT8	Q-SET+QZ-DALI-DT8 QZ-DALI-DT8
10%	Non-Dim Power Supply with TW App Dongle	

DIMMING PROTOCOL	INDOOR	OUTDOOR
	DW-HE Tunable Applications	DW-HE Tunable Applications
0-10V	QT-CAB-eLED+TW QT-CAB-eLED+TW-AWN QTM-eLED+TW QTM-eLED+TW-AWN	QOM-eLED+TW
Lutron Athena	QT-CAB-eLED+DALI-DT8-AWN QT-CAB-eLED+TW-AWN QTM-eLED+DALI-DT8-AWN QTM-eLED+TW-AWN	
DMX LED wattage must be doubled for DW-HE products	QZ-DMX	Q-SET-QZ-DMX QZ-DMX
DALI-2: DT6 LED wattage must be doubled for DW-HE products except for AWN	QT-CAB-eLED+DALI-DT6 QTM-eLED+DALI-DT6	QOM-eLED+DALI-DT6
DALI-2: DT8 LED wattage must be doubled for DW-HE products except for AWN	QT-CAB-eLED+DALI-DT8 QT-CAB-eLED+DALI-DT8-AWN QTM-eLED+DALI-DT8 QTM-eLED+DALI-DT8-AWN QZ-DALI-DT8	Q-SET+QZ-DALI-DT8 QOM-eLED+DALI-DT8 QZ-DALI-DT8
SCENE App Dimmed	Non-Dim Power Supply with TW App Dongle	

© 2026 QTL. All rights reserved | 155 Hill St. Milford, CT 06460 | 203-367-8777 | sales@QTL.lighting | www.QTL.lighting

VERS-INSERT (08) FOR TUNABLE APPLICATIONS

24VDC Linear Fixtures - Surface & Recessed

COMPATIBLE MOUNTING ACCESSORIES

HINGE - HMB-M

Adjustable mounting bracket - Medium

HINGE - HMB-L



Adjustable mounting bracket - Large

HINGE - HMB-XL

Adjustable mounting bracket - XLarge

Q-PIVOT

Small mounting accessory

Q-ANGLE

Adjustable mounting accessory

NJ-LARGE

J Mounting Bracket

NU-LARGE

U Mounting Bracket

SD-J-LARGE

J Mounting Bracket

BL-LARGE



Backwards L Mounting Bracket

NL-LARGE

L Mounting Bracket

SD-L-LARGE

L Mounting Bracket

MMA-02

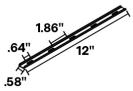

Magnet Mount Accessory for MG-02

COMPATIBLE WIRING ACCESSORIES

Q-mini-J5



UL Listed, miniature junction box, DRY/DMP (WET rated with silicone)

COMPATIBLE CONTROL ACCESSORIES

SCENE APP DONGLE

Wi-Fi or Bluetooth Connectivity

COMPATIBLE APPS

NFC APP

Q-NFC

Read and write DMX addresses and adjust voltage

© 2026 QTL. All rights reserved | 155 Hill St. Milford, CT 06460 | 203-367-8777 | sales@QTL.lighting | www.QTL.lighting