

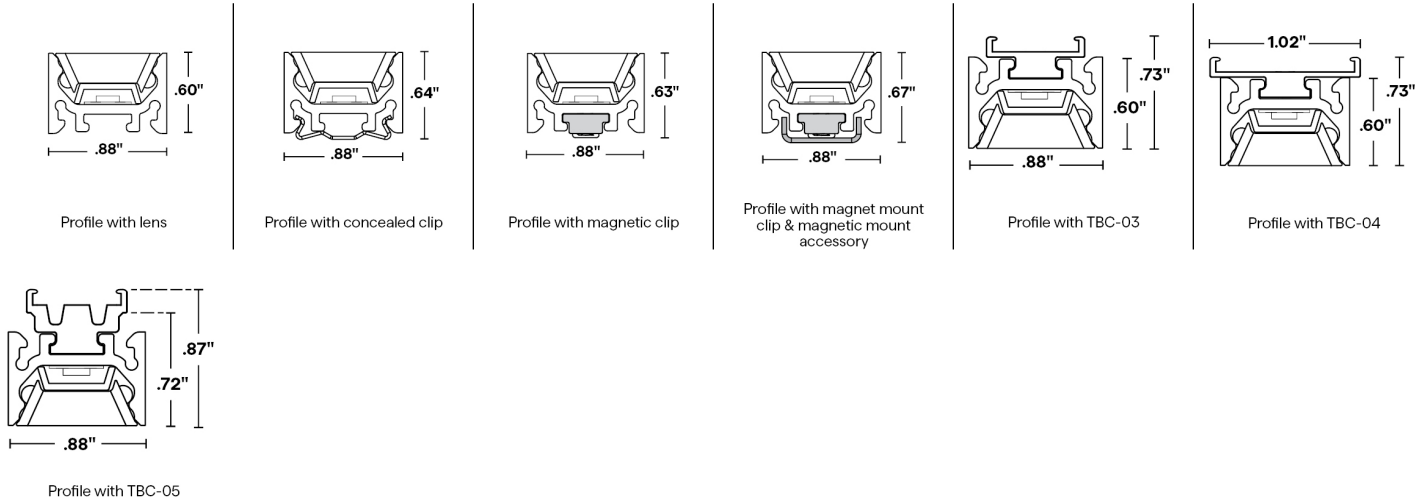




# VERS-LOUVER (07) FOR TUNABLE APPLICATIONS

24VDC Linear Fixtures - Surface & Recessed

## 1 PRODUCT - DIMENSIONS

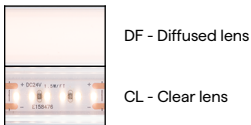


## 2 DELIVERED LUMENS

[Calculated L70 = 70000 hrs]  
Tested with VERS-07-DW-\*\*-\*\*-DRY

	1.5HE W/FT			2.5HE W/FT		
	LM/FT	CRI	UGR	LM/FT	CRI	UGR
CL	82	97	≤ 13	125	98	≤ 14.5
DF	65	97	≤ 13.4	102	98	≤ 15

## 5 DIODE VISIBILITY



## TEMPERATURE RATINGS

		DW 1.5 HE W/FT		DW 3.0 HE W/FT		DW 2.5 HE W/FT		DW 5.0 HE W/FT	
		QTL power supply other than DALI, DMX		DALI, DMX, or non-QTL power supply		QTL power supply other than DALI, DMX		DALI, DMX, or non-QTL power supply	
		Min	Max	Min	Max	Min	Max	Min	Max
DRY	Ambient Operating Temp - Surface	-4°F	145°F	-4°F	135°F	-4°F	135°F	-4°F	120°F
DMP	Ambient Operating Temp - Surface	-4°F	140°F	-4°F	130°F	-4°F	130°F	-4°F	115°F

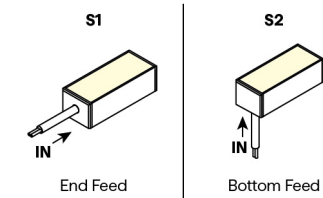


# VERS-LOUVER (07) FOR TUNABLE APPLICATIONS

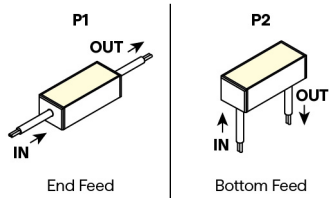
24VDC Linear Fixtures - Surface & Recessed

## 7 WIRE INPUT/OUTPUT

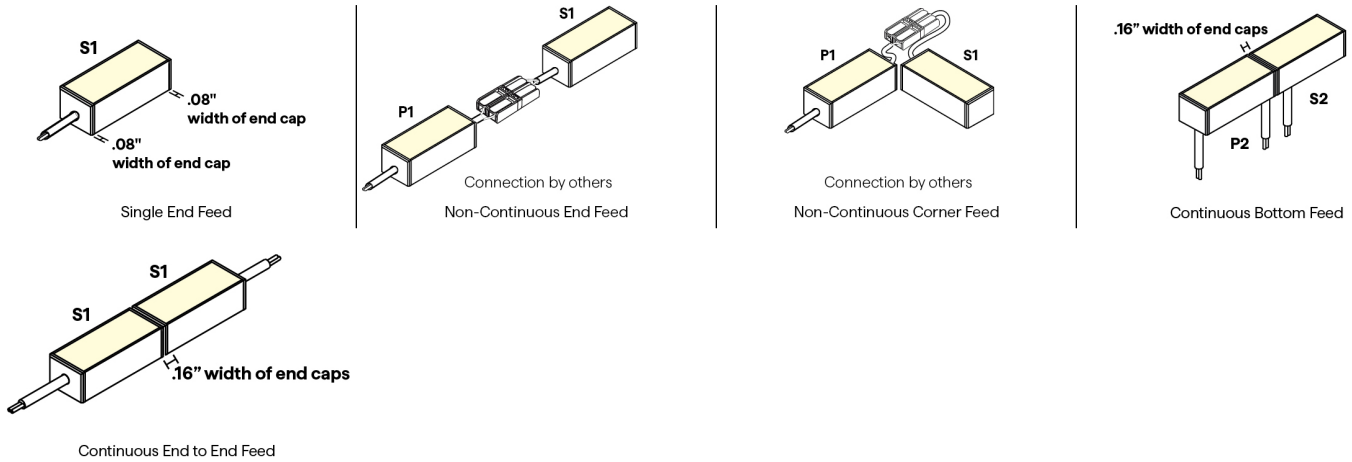
SINGLE (Input only)



PASS THROUGH (Input/Output)

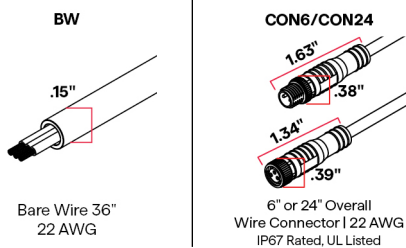


## CONFIGURATION OPTIONS



## 8 / 9 CONNECTOR/WIRE - IN/OUT

Connector/Wire In or Out not needed to specify product.



## 10 WIRE COLOR



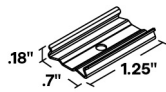


# VERS-LOUVER (07) FOR TUNABLE APPLICATIONS

24VDC Linear Fixtures - Surface & Recessed

## 12 MOUNTING

CC  
(CC-01)



Concealed Clip

2 pieces of hardware provided for 4' or less; 4 pieces of hardware provided for greater than 4'

To order separately use CC-01 (sold in pairs)

Each clips comes with a #4 x 5/8" Flat Head screw.

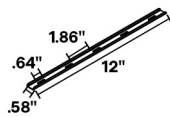
MG



Magnet Clip

One MG provided per foot  
To order separately use MG-02

MMA-02



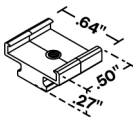
Magnet Mount  
Accessory for MG-02

Sold separately, to order use MMA-02

Each clip comes with a #6 Flat Screw

Required when mounting to a non-magnetic surface

TBC-03



Plastic T-Bar Clip

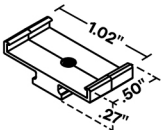
Use on 9/16" Flat Drop Ceiling

2 clips provided for first 12"; 1 clip provided for each additional 12" or less length. 1 T-Bar Mounting Jig included with each fixture.

To order separately use TBC-03

Each pair of clips comes with M2.5 x 4mm set screw and Allen key

TBC-04



Plastic T-Bar Clip

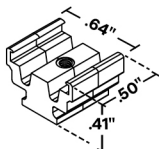
Use on 15/16" Flat or Tegular Drop Ceiling

2 clips provided for first 12"; 1 clip provided for each additional 12" or less length. 1 T-Bar Mounting Jig included with each fixture.

To order separately use TBC-04

Each pair of clips comes with M2.5 x 4mm set screw and Allen key

TBC-05



Plastic T-Bar Clip


Use on 9/16" Tegular Drop Ceiling

2 clips provided for first 12"; 1 clip provided for each additional 12" or less length. 1 T-Bar Mounting Jig included with each fixture.

To order separately use TBC-05

Each pair of clips comes with M2.5 x 4mm set screw and Allen key

## 13 FINISH



Custom finishes require a longer lead time, consult factory




# VERS-LOUVER (07) FOR TUNABLE APPLICATIONS

## 24VDC Linear Fixtures - Surface & Recessed

### 15 EXACT/OPTIMAL FIXTURE LENGTH

Exact fixtures are the exact length specified. Optimal fixtures' length is rounded down based on LED cut points to allow the fixture to be illuminated end to end. For runs with multiple fixtures that need to fill a specific length, it's recommended to order all optimal fixtures with an exact fixture at the end of the run.



### DW-HE DRY DMP LENGTHS BY INCH

#### EXACT LENGTH

Requested Length	Potential dim spot on either end of a S1 fixture
12"	1"
13"	0.5"
14"	1"
15"	0.5"
16"	1"
17"	0.5"
18"	1"
19"	0.5"
20"	1"
21"	0.5"
22"	1"
23"	0.5"
24"	1"
36"	1"
48"	1"
60"	1"
72"	1"
84"	1"
96"	1"

#### OPTIMAL LENGTH

Requested Nominal Length	S1 & S2	P1 & P2
12"	10.59"	10.94"
13"	12.59"	12.94"
14"	12.59"	12.94"
15"	14.59"	14.94"
16"	14.59"	14.94"
17"	16.59"	16.94"
18"	16.59"	16.94"
19"	18.59"	18.94"
20"	18.59"	18.94"
21"	20.59"	20.94"
22"	20.59"	20.94"
23"	22.59"	22.94"
24"	22.59"	22.94"
36"	34.59"	34.94"
48"	46.59"	46.94"
60"	58.59"	58.94"
72"	70.59"	70.94"
84"	82.59"	82.94"
96"	94.59"	94.94"



# VERS-LOUVER (07) FOR TUNABLE APPLICATIONS

24VDC Linear Fixtures - Surface & Recessed

## COMPATIBLE POWER SUPPLIES

See power supplies cut sheets for more information. Data subject to change, all data has +/- 5% tolerance.

DIM TO LEVEL	INDOOR
	DW-HE Tunable Applications
0.1%	QT-CAB-eLED+DALI-DT6 QT-CAB-eLED+DALI-DT8 QT-CAB-eLED+DALI-DT8-AWN QT-CAB-eLED+TW QT-CAB-eLED+TW-AWN QTM-eLED+DALI-DT6 QTM-eLED+DALI-DT8 QTM-eLED+DALI-DT8-AWN QTM-eLED+TW QTM-eLED+TW-AWN QZ-DMX
1%	QZ-DALI-DT8
10%	Non-Dim Power Supply with TW App Dongle

DIMMING PROTOCOL	INDOOR
	DW-HE Tunable Applications
0-10V	QT-CAB-eLED+TW QT-CAB-eLED+TW-AWN QTM-eLED+TW QTM-eLED+TW-AWN
Lutron Athena	QT-CAB-eLED+DALI-DT8-AWN QT-CAB-eLED+TW-AWN QTM-eLED+DALI-DT8-AWN QTM-eLED+TW-AWN
<b>DMX</b> LED wattage must be doubled for DW-HE products	QZ-DMX
<b>DALI-2: DT6</b> LED wattage must be doubled for DW-HE products except for AWN	QT-CAB-eLED+DALI-DT6 QTM-eLED+DALI-DT6
<b>DALI-2: DT8</b> LED wattage must be doubled for DW-HE products except for AWN	QT-CAB-eLED+DALI-DT8 QT-CAB-eLED+DALI-DT8-AWN QTM-eLED+DALI-DT8 QTM-eLED+DALI-DT8-AWN QZ-DALI-DT8
<b>SCENE App Dimmed</b>	Non-Dim Power Supply with TW App Dongle



# VERS-LOUVER (07) FOR TUNABLE APPLICATIONS

24VDC Linear Fixtures - Surface & Recessed

## COMPATIBLE MOUNTING ACCESSORIES

<b>HINGE - HMB-M</b>  1.41" .71" Adjustable mounting bracket - Medium	<b>HINGE - HMB-L</b>  1.46" 1.29" Adjustable mounting bracket - Large	<b>HINGE - HMB-XL</b>  1.46" 4" Adjustable mounting bracket - XLarge	<b>Q-PIVOT</b>  .75" 1.03" Small mounting accessory	<b>Q-ANGLE</b>  2.23" 1.38" Adjustable mounting accessory	<b>NJ-LARGE</b>  J Mounting Bracket	<b>NU-LARGE</b>  U Mounting Bracket	<b>SD-J-LARGE</b>  J Mounting Bracket	<b>BL-LARGE</b>  Backwards L Mounting Bracket	<b>NL-LARGE</b>  L Mounting Bracket
<b>SD-L-LARGE</b>  L Mounting Bracket	<b>MMA-02</b>  1.86" .64" 12" .58" Magnet Mount Accessory for MG-02								

## COMPATIBLE WIRING ACCESSORIES

**Q-mini-J5**  
  
2.80"  
2.27"  
UL Listed, miniature junction box, DRY/DMP (WET rated with silicone)

## COMPATIBLE CONTROL ACCESSORIES

**SCENE APP DONGLE**  
  
1.36"  
2.58"  
Wi-Fi or Bluetooth Connectivity

## COMPATIBLE APPS

**NFC APP**  
  
Read and write DMX addresses and adjust voltage