



# QOM-eLED+WD

24V DC Power Supply - 100W-300W



- Suitable for exterior use, making it suitable for outdoor lighting installations.
- Designed for surface mounting, allowing for easy installation on various surfaces.
- Utilizes a 100W constant voltage LED driver from Thomas Research, ensuring reliable and efficient performance.
- With a capacity of up to 300W, it can provide ample power and control for warm dim lighting applications.
- Provides plenty of flexibility and comes with all modules prewired together with terminal blocks for landing your LED and control wires.

1 PRODUCT	2 WATTAGE	3 PRIMARY VOLTAGE	4 SECONDARY VOLTAGE	5 CONTROL	6 COLOR
QOM-eLED		UNV	24VDC	WD	

Sample Part Number: **QOM-eLED-100W-UNV-24VDC-WD-BK**

1 <b>PRODUCT</b> QOM-eLED	2 <b>WATTAGE</b> 100W 200W 300W	3 <b>PRIMARY VOLTAGE</b> UNV Universal (120-277V)	4 <b>SECONDARY VOLTAGE</b> 24VDC
5 <b>CONTROL</b> WD Warm Dim	6 <b>COLOR</b> BK Black Powder Coat Finish (Standard) SS 316 Marine Grade Stainless Steel		

## COMPATIBLE LEDS

### STATIC WHITE

SW24/1.5-4.0	
SW24/5.0, SW-HE, SW-HE+	
SD-SW24/1.0-4.0	
SD-SW24/6.0	
SW-1A	
SW-XT	

### OTHER

DW-HE Tunable Applications	
DW-HE Warm Dim Applications	✓
WD	
SC	
RGB	
RGBW, RGBW-HE	

### SHEETS

Q-SHEETS SW	
Q-SHEETS DW Tunable Applications	
Q-SHEETS DW Warm Dim Applications	
Q-SHEETS RGB	
Q-SHEETS RGBW	

### MICRO 5

MICRO 5-SW	
MICRO 5-DW Tunable Applications	
MICRO 5-DW Warm Dim Applications	✓
MICRO 5-RGB	

## PRODUCT INFORMATION

- Limited output voltage and current, plus isolation for safe operation
- QTL proprietary dimming curve
- Controllable with 0-10V input for Warm-Dim functionality
- 0-10V dimming down to 0%
- Fully potted driver(s) for moisture resistance
- Suitable for dry, damp, and wet locations
- Surface mount only
- Primary voltage - universal (120-277V)
- Wide operating temperature range: -40°F to 104°F
- Fits up to (3): 100W 24 VDC driver(s) and Warm Dim Module
- 5 year warranty
- Driver has Class A sound rating
- Class 2 output
- CSA #239924
- Low Voltage Lighting Systems
  - CSA Class 3425-15 and Class 3425-95
- Landscape Lighting Systems
  - CSA Standard C22.2 No. 250.0-08 - Luminaires
  - UL 2108 - Low Voltage Lighting Systems
  - ANSI/ UL Standard 2108 - Low Voltage Lighting System
  - ANSI/ UL Standard 8750 - Light Emitting Diode (LED) Equipment for Use in Lighting Products
  - CSA Std C22.2 No 250.13-14 - Light Emitting Diode (LED) Equipment for Lighting Applications
- Micro 5 Lighting Systems
  - CSA Class 3402-15 and Class 3402-95
  - CSA Standard C22.2 No. 250.7-07 - Extra-Low-Voltage Landscape Lighting Systems
  - ANSI/ UL Standard 1838 - Low Voltage Landscape Lighting Systems
  - ANSI/ UL Standard 8750 - Light Emitting Diode (LED) Equipment for Use in Lighting Products
  - CSA Std C22.2 No 250.13-14 - Light Emitting Diode (LED) Equipment for Lighting Applications



# QOM-eLED+WD

## 24V DC Power Supply - 100W–300W

### VOLTAGE DROP CHART

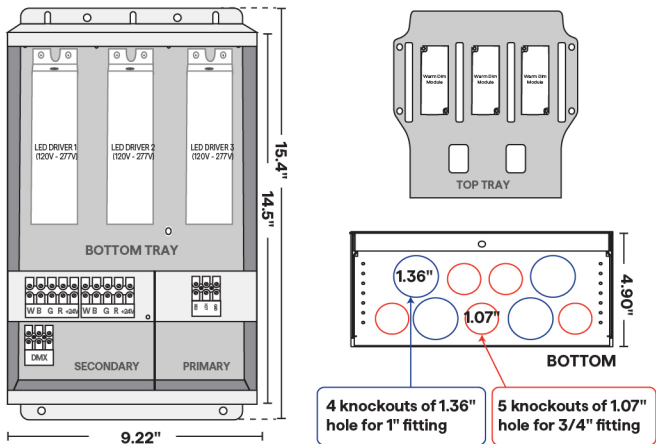
This product must be installed in accordance with the applicable installation code by a person familiar with the construction and operation of the product and the hazards involved

VDC	Load (W)	Distance from PS for 5% Voltage Drop								
		10 AWG	12 AWG	14 AWG	16 AWG	18 AWG	20 AWG	22 AWG	24 AWG	26 AWG
24	17	848	533	336	211	133	84	53	33	21
	25	577	363	228	143	90	57	36	22	14
	40	360	227	143	90	56	36	22	14	9
	80	180	113	71	45	28	18	11	7	4
	100	144	91	57	36	23	14	9	6	4

VDC	Load (W)	Distance from PS for 3% Voltage Drop								
		10 AWG	12 AWG	14 AWG	16 AWG	18 AWG	20 AWG	22 AWG	24 AWG	26 AWG
24	17	509	320	201	127	80	50	32	20	13
	25	346	218	137	86	54	34	21	14	9
	40	216	136	86	54	34	21	13	8	5
	80	108	68	43	27	17	11	7	4	3
	100	87	54	34	22	14	9	5	3	2

VDC	Load (W)	Distance from PS for 1% Voltage Drop								
		10 AWG	12 AWG	14 AWG	16 AWG	18 AWG	20 AWG	22 AWG	24 AWG	26 AWG
24	17	170	107	67	42	27	17	11	7	4
	25	115	73	46	29	18	11	7	5	3
	40	72	45	29	18	11	7	5	3	2
	80	36	23	14	9	6	4	2	1	1
	100	29	18	11	7	5	3	2	1	1

### 1 PRODUCT - DIMENSIONS



### 2 TECHNICAL INFORMATION

Wattage	Max Load (Watts)	Secondary Voltage	Max Prim Amps @ 120V	Max Prim Amps @ 277V
100W	1x100W	24VDC	0.95A	0.40A
200W	2x100W	24VDC	1.90A	0.80A
300W	3x100W	24VDC	2.85A	1.20A

### HOUSING

- 18 gauge welded steel enclosure: 15.4"L x 9.22"W x 4.90"D

### PERFORMANCE

- Rated for surface mount or outdoor use



## QOM-eLED+WD

24V DC Power Supply - 100W-300W

- Door: 14.5"L x 9.27"W
- Knockouts: 9
- Built-in support bracket incorporated to secure housing for surface mounting

- Fully rated to operate low voltage load at listed wattage (No derating required)
- Voltage regulation to 2% or less of rated output voltage
- The ability to be dimmed using 0-10V dimming
- Universal input range of 120-277 Vrms
- Low Voltage Lighting Systems
  - CSA Class 3425-15 and Class 3425-95
- LED Landscape Lighting System Components
  - CSA Class 3402-15 and Class 3402-95
  - Short circuit protection (SCP)
  - Over voltage protection (OVP)
  - Over current protection (OCP)
  - Live tested by the manufacturer to ensure proper operation
- Terminal blocks are made of tin plated copper with a voltage rating of 300V and a current rating of 40A

### SPECIFICATIONS

Input	24VDC		
Input Voltage (Vrms)	120	230	277
Input Current, max (Arms)	0.98	0.51	0.43
Inrush Current, max* (Apk)	-	20	-
Input Frequency (Hz)	50/60		
Input Power (Wmax)	117		

Output	3000K	2000K
Output Voltage, nom (V)	24	24
Output Current (A)	2.0	1.5
Output Power (Wmax)	100	100
Dimming 0-10V, max	2mA	

Environmental	Min	Nom	Max
THD (%)	-	-	20
PF (%)	0.90	-	-
Case Temp (°F)	-	-	90

\*-200us event

### PROTECTIONS

- Short Circuit Protection (SCP)
- Over Voltage Protection (OVP)
- Over Current Protection (OCP)
- Class 2 Output

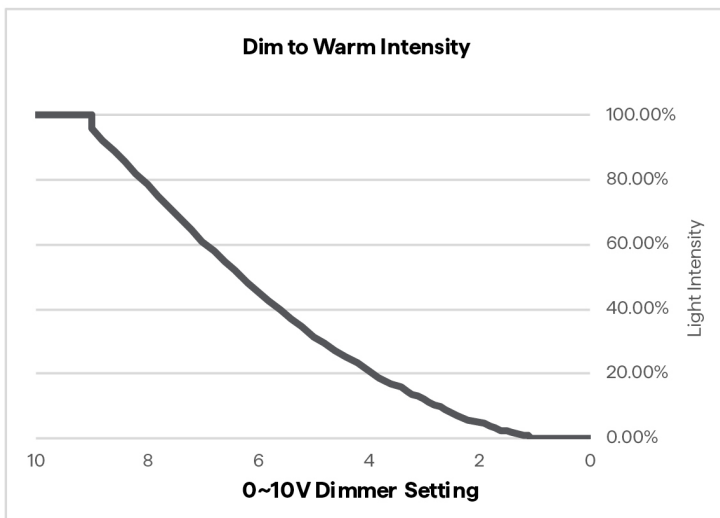
### 6 COLOR



Black Powder Coat Finish (Standard)  
316 Marine Grade Stainless Steel

### COMPLIANCE

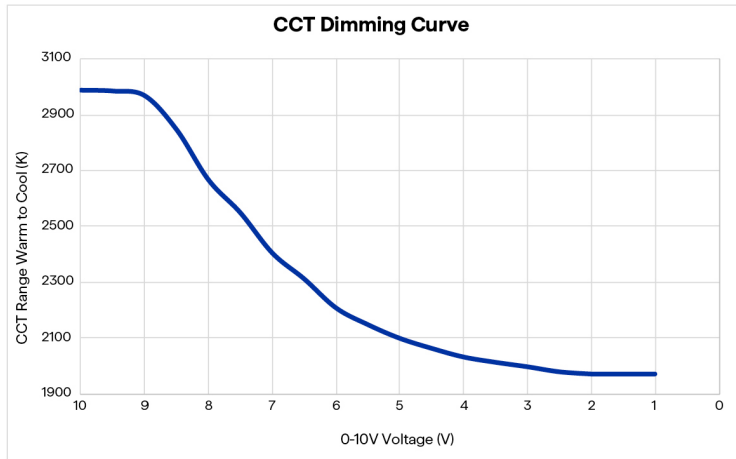
- EMI Spec
  - FCC 47 Part 15
  - EN61000-3-2
- CSA Certified
  - UL-2108
  - UL-1838
  - UL-8750
  - CSA C22.2 No 250.7-07
  - CSA C22.2 No 250.0-08
  - CSA C22.2 No 250.13-14





# QOM-eLED+WD

24V DC Power Supply - 100W–300W



\*Tested with DW-HE24/2.5-DRY-20/30

