




QTM-eLED+0-10V

12V or 24V DC Power Supply -
60W-500W



- Surface mount LED power supply center
- Designed for exterior use
- Utilizes UL Class 2 LED drivers with 0-10V dimming modules
- Features 0-10V dimming
- Compatible with 12VDC or 24VDC constant voltage products
- Ideal for 0-10V or on/off applications
- 0-10V dimming provides PWM for smooth dimming
- UL listed enclosure allows for 1-5 drivers and 1-5 dimming modules

1 PRODUCT	2 WATTAGE	3 PRIMARY VOLTAGE	4 SECONDARY VOLTAGE	5 CONTROL	6 COLOR
QTM-eLED		UNV		0-10V	

Sample Part Number: QTM-eLED-60W-UNV-12VDC-0-10V-BK

1 PRODUCT	2 WATTAGE	3 PRIMARY VOLTAGE	4 SECONDARY VOLTAGE
QTM-eLED	60W 120W 180W 100W 200W 300W 400W 500W	UNV Universal (120-277V) UNV Universal (120-277V)	12VDC 24VDC
5 CONTROL	6 COLOR		
0-10V	WH White (Standard) BK Black Powder Coat Finish		

COMPATIBLE LEDS

STATIC WHITE

SW24/1.5-4.0 SW-DR24/1.5-4.0 SHLD-SW24/1.5-4.0	✓
SW24/5.0, SW-HE, SW-HE+ SW-DR24/5.0, SW-HE-DR SHLD-SW24/5.0, SHLD-SW-HE	✓
SD-SW24/1.0-4.0	✓
SD-SW24/6.0	✓
SW-1A	
SW-XT	✓

OTHER

DW-HE Tunable Applications	
DW-HE Warm Dim Applications	
WD	✓
SC	✓
RGB	
RGBW, RGBW-HE	

SHEETS

Q-SHEETS SW	✓
Q-SHEETS DW Tunable Applications	
Q-SHEETS DW Warm Dim Applications	
Q-SHEETS RGB	
Q-SHEETS RGBW	

MICRO 5

MICRO 5-SW	✓
MICRO 5-DW Tunable Applications	
MICRO 5-DW Warm Dim Applications	
MICRO 5-RGB	

PRODUCT INFORMATION

- Limited output voltage and current, plus isolation for safe operation
- Dimmable 0.1% - 100% w/ additional 0-10V dimming module
- Fully potted driver(s) for moisture resistance
- Suitable for dry and damp locations
- Suitable for surface or recessed mounting use
- Primary voltage - universal (120-277V)
- Wide operating temperature range: -40°F to 104°F
- Fits up to (5): 60W 12VDC or (5):100W 24VDC driver(s) and 0-10V dimming module(s) in the same housing
- 5 year warranty
- Driver has Class A sound rating
- Class 2 output
- CSA #239924
- Low Voltage Lighting Systems
 - CSA class 3425-15 and class 3425-95
 - CSA standard C22.2 No. 250.0-08 - Luminaires
 - ANSI/ UL standard 2108 - Low voltage lighting systems
 - CSA standard C22.2 No 250.13-14 - Light emitting diode (LED) equipment for lighting applications
 - ANSI/ UL standard 8750 - Light emitting diode (LED) equipment for use in lighting products



QTM-eLED+0-10V

12V or 24V DC Power Supply - 60W–500W

VOLTAGE DROP CHART

This product must be installed in accordance with the applicable installation code by a person familiar with the construction and operation of the product and the hazards involved. If dimming with optional 0-10V dimming module, use a dimmer rated for 0-10

VDC	Load (W)	Distance from PS for 5% Voltage Drop								
		10 AWG	12 AWG	14 AWG	16 AWG	18 AWG	20 AWG	22 AWG	24 AWG	26 AWG
12	12	601	378	238	149	94	59	37	23	15
	25	288	181	114	72	45	28	18	11	7
	60	120	76	48	30	19	12	7	5	3
24	17	848	533	336	211	133	84	53	33	21
	25	577	363	228	143	90	57	36	22	14
	40	360	227	143	90	56	36	22	14	9
	80	180	113	71	45	28	18	11	7	4
	100	144	91	57	36	23	14	9	6	4

VDC	Load (W)	Distance from PS for 3% Voltage Drop								
		10 AWG	12 AWG	14 AWG	16 AWG	18 AWG	20 AWG	22 AWG	24 AWG	26 AWG
12	12	360	227	143	90	56	36	22	14	9
	25	173	109	68	43	27	17	11	7	4
	60	72	45	29	18	11	7	5	3	2
24	17	509	320	201	127	80	50	32	20	13
	25	346	218	137	86	54	34	21	14	9
	40	216	136	86	54	34	21	13	8	5
	80	108	68	43	27	17	11	7	4	3
	100	87	54	34	22	14	9	5	3	2

VDC	Load (W)	Distance from PS for 1% Voltage Drop								
		10 AWG	12 AWG	14 AWG	16 AWG	18 AWG	20 AWG	22 AWG	24 AWG	26 AWG
12	12	120	76	48	30	19	12	7	5	3
	25	58	36	23	14	9	6	4	2	1
	60	24	15	10	6	4	2	2	1	1
24	17	170	107	67	42	27	17	11	7	4
	25	115	73	46	29	18	11	7	5	3
	40	72	45	29	18	11	7	5	3	2
	80	36	23	14	9	6	4	2	1	1
	100	29	18	11	7	5	3	2	1	1





QTM-eLED+0-10V

12V or 24V DC Power Supply - 60W-500W

SPECIFICATIONS

Input	12VDC			24VDC		
Input Voltage (Vrms)	120	230	277	120	230	277
Input Current, max (Arms)	0.58	0.30	0.25	0.98	0.51	0.42
Inrush Current, max* (Apk)	-	-	-	45	90	100
Input Frequency (Hz)	50/60			50/60		
Input Power (Wmax)	70			117		

Output	12VDC	24VDC
Output Voltage, nom (V)	12	24
Output Current (A)	5.0	4.1
Output Power (Wmax)	60	100
Dimming 0-10V, max	2mA	

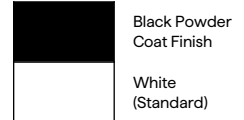
Environmental	Min	Nom	Max	Min	Nom	Max
THD (%)	-	-	20	-	-	20
PF (%)	0.90	-	-	0.90	-	-
Case Temp (°F)	-	-	90	-	-	90

*-200us event

PROTECTIONS

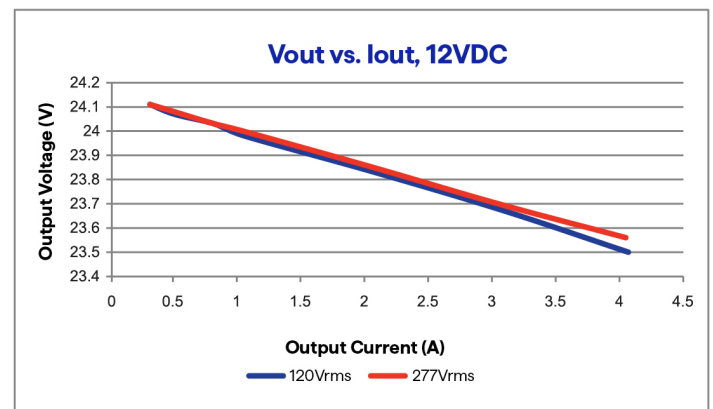
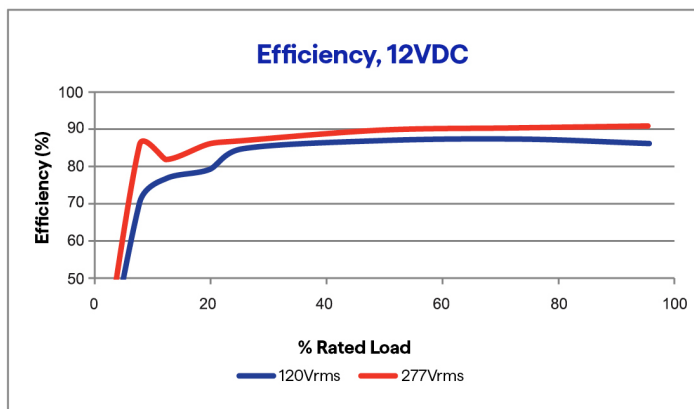
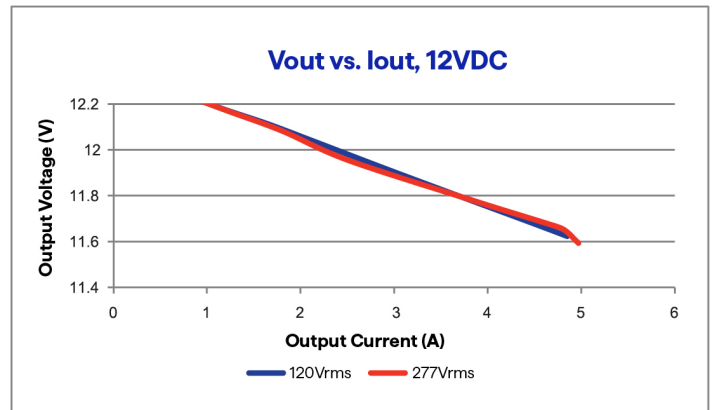
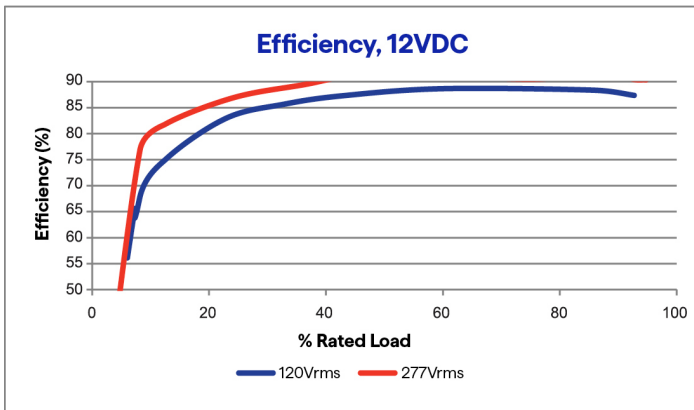
- Short Circuit Protection (SCP)
- Over Voltage Protection (OVP)
- Over Current Protection (OCP)
- Class 2 Output

6 COLOR



COMPLIANCE

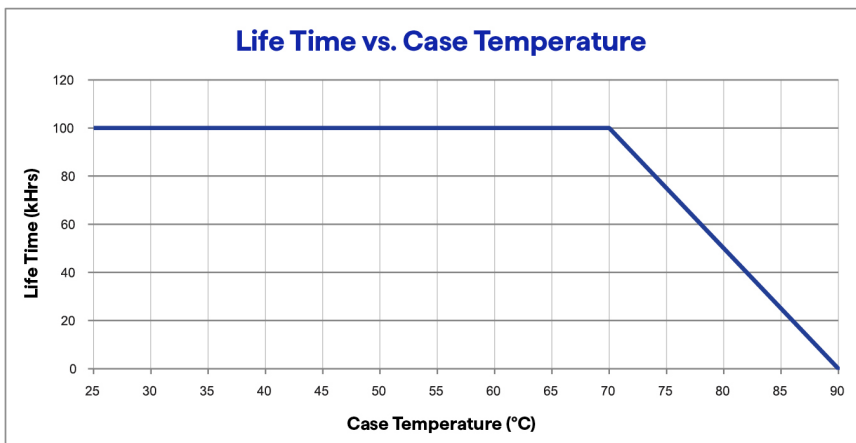
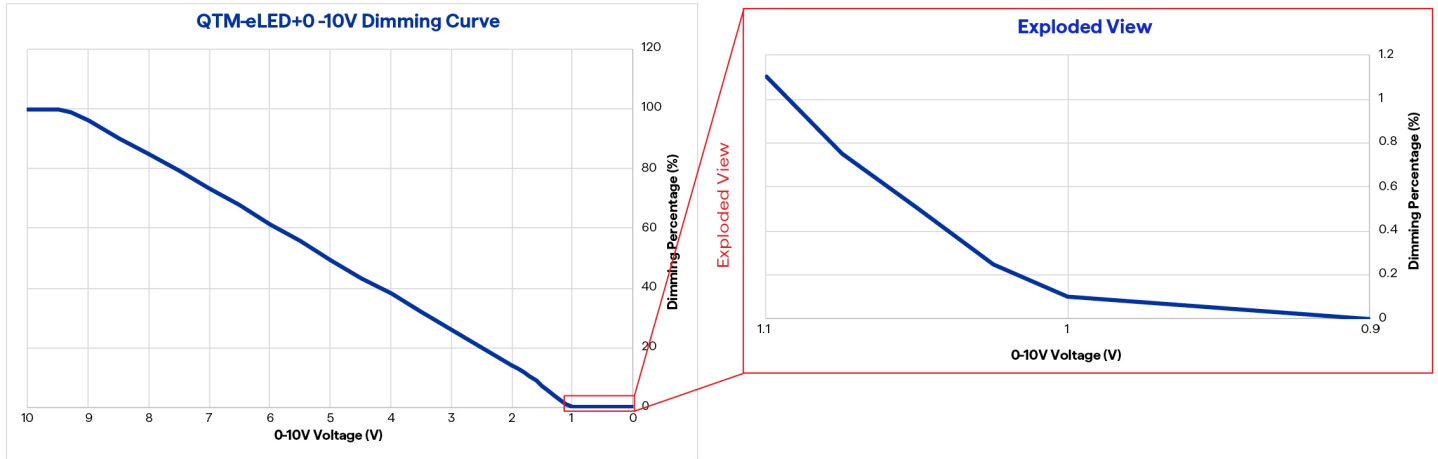
- EMI Spec
 - FCC 47 Part 15
 - EN61000-3-2
- CSA Certified
 - UL-2108
 - UL-8750
 - CSA C22.2 No 250.0-08
 - CSA C22.2 No 250.13-14





QTM-eLED+0-10V

12V or 24V DC Power Supply - 60W-500W



COMPATIBLE WIRING ACCESSORIES



UL Listed, miniature
junction box, DRY/DMP
(WET rated with silicone)