




Q-CAP ANYBEND™ STATIC WHITE

24VDC Flexible Fixtures



- Flexible encapsulated fixture
- Both up/down bend and side bend
- Interior and exterior rated (not including FC)
- Four different mounting options
- Utilize clear endcaps for continuous runs
- 60% smaller than QTL's KURV fixture
- Do not cut Non-Field Cuttable Q-CAP flexible fixtures

ORDERING PROCESS

A Specify Non-Field Cuttable Q-CAP

B (Optional) Specify field cuttable 4' piece - used to adjust total run length in the field (dry applications only)

A. NON-FIELD CUTTABLE Q-CAP

INFORMATION REQUIRED FOR LIGHTING SCHEDULE

A1	A2	A3	A4	A5	A6
PRODUCT	MOUNTING	RATED	CCT	WATTAGE	LENS

ADDITIONAL INFORMATION REQUIRED TO ORDER

A7	A8	A9	A10	A11	A12
WIRE INPUT/OUTPUT	CONNECTOR/WIRE IN	CONNECTOR/WIRE OUT	END CAPS	LENGTH (IN)	EXACT/OPTIMAL

Sample Part Number: **ANBD-SW-PPS-2-DRY-30-4.0-ENC/TL-P1A-BW-BW-N/A-48"-E**

A1 PRODUCT ANBD-SW ANBD-SW-USA Select USA option for BA, BAA and BABA projects. See last page for compatible power supplies.	A2 MOUNTING PPS-2 PVC Clip PPS-96 PVC Channel PPS-LP-2 PVC Low Profile Clip PPS-LP-96 PVC Low Profile Channel WSC White Snug Clip BN-SB-SST-16' 16' BENDIT Side Stainless Steel Channel BN-SB-SST-32' 32' BENDIT Side Stainless Steel Channel BN-SB-WH-16' 16' BENDIT Side White Stainless Channel BN-SB-WH-32' 32' BENDIT Side White Stainless Channel BN-UD-SST-16' 16' BENDIT Up/Down Stainless Steel Channel BN-UD-SST-32' 32' BENDIT Up/Down Stainless Steel Channel BN-UD-WH-16' 16' BENDIT Up/Down White Stainless Channel BN-UD-WH-32' 32' BENDIT Up/Down White Stainless Channel White snug clip only for indirect cove use, not intended for hanging fixtures upside down.	A3 RATED DRY IP20 WET IP67	A4 CCT 24 2400K 27 2700K 30 3000K 35 3500K 40 4000K	
A5 WATTAGE 1.0 1.0W-SO 2.0 2.0W-HO 4.0 4.0W-VHO SO: Standard Output HO: High Output VHO: Very High Output	A6 LENS ENC/CL Encapsulated in Clear ENC/TL Encapsulated in Translucent For representation of LED visibility, see Diode Visibility section on following pages	A7 WIRE INPUT/OUTPUT SINGLE (Input only) S1A End Feed S1B End Feed PASS THROUGH (Input/Output) P1A End Feed P1B End Feed	A8 CONNECTOR/WIRE IN BW Bare Wire (Standard 24") BRL Barrel CON6 Connector 6" CON24 Connector 24" BW: Standard length is 24". Max length is 120". Request custom length by writing in part number next to BW (example: BW48) BW Bare Wire (Standard 24") BRL Barrel CON6 Connector 6" CON24 Connector 24" BW: Standard length is 24". Max length is 120". Request custom length by writing in part number next to BW (example: BW48) BW Bare Wire (Standard 24") BRL Barrel CON6 Connector 6" CON24 Connector 24" BW: Standard length is 24". Max length is 120". Request custom length by writing in part number next to BW (example: BW48)	A9 CONNECTOR/WIRE OUT N/A Closed End (No feed)
A10 END CAPS CL Clear WH White N/A Not Applicable	A11 LENGTH (IN) Minimum length is 12", maximum length is 191" not including end caps. Contact us for lengths under 12". Available in 1" increments.	A12 EXACT/OPTIMAL O Optimal Illumination E Exact Specified Length Exact fixtures are the exact length specified +0 - 1/8". Optimal fixtures' length is rounded down with illumination end to end. See Exact/Optimal Fixture Length charts.		

5 year warranty | Up/Down, Side Bend | Data subject to change, all data has +/- 5% tolerance | Only FC fixtures are Field-Cuttable per installation instructions | Field Cuttable is not returnable or refundable after it has been cut



Q-CAP ANYBEND™ STATIC WHITE

24VDC Flexible Fixtures

B. FIELD CUTTABLE Q-CAP

INFORMATION REQUIRED FOR LIGHTING SCHEDULE

B1	B2	B3	B4	B5	B6
PRODUCT	MOUNTING	RATED	CCT	WATTAGE	LENS
ANBD-FC-SW		DRY			

ADDITIONAL INFORMATION REQUIRED TO ORDER

B7	B8	B9	B10	B11	B12
WIRE INPUT/ OUTPUT	CONNECTOR/ WIRE IN	CONNECTOR/ WIRE OUT	END CAPS	LENGTH (IN)	EXACT/ OPTIMAL
		N/A	CL	48"	N/A

Sample Part Number: ANBD-SW-PPS-2-DRY-30-4.0-ENC/TL-P1A-BW-BW-N/A-48"-E

B1

PRODUCT

ANBD-FC-SW

See last page for compatible power supplies.

B2

MOUNTING

PPS-2

PVC Clip

PPS-96

PVC Channel

PPS-LP-2

PVC Low Profile Clip

PPS-LP-96

PVC Low Profile Channel

WSC

White Snug Clip

BN-SB-SST-16'

16' BENDIT Side Stainless Steel Channel

BN-SB-SST-32'

32' BENDIT Side Stainless Steel Channel

BN-SB-WH-16'

16' BENDIT Side White Stainless Channel

BN-SB-WH-32'

32' BENDIT Side White Stainless Channel

BN-UD-SST-16'

16' BENDIT Up/Down Stainless Steel Channel

BN-UD-SST-32'

32' BENDIT Up/Down Stainless Steel Channel

BN-UD-WH-16'

16' BENDIT Up/Down White Stainless Channel

BN-UD-WH-32'

32' BENDIT Up/Down White Stainless Channel

White snug clip only for indirect cove use, not intended for hanging fixtures upside down.

B3

RATED

DRY

IP20

B4

CCT

24

2400K

27

2700K

30

3000K

35

3500K

40

4000K

B5

WATTAGE

1.0

1.0W-SO

2.0

2.0W-HO

4.0

4.0W-VHO

SO: Standard Output
HO: High Output
VHO: Very High Output

B6

LENS

ENC/CL

Encapsulated in Clear

ENC/TL

Encapsulated in Translucent

For representation of LED visibility, see Diode Visibility section on following pages

B7

WIRE INPUT/OUTPUT

SINGLE (Input only)

S1A

End Feed

S1B

End Feed

B8

CONNECTOR/WIRE IN

BW

Bare Wire (Standard 24")

BRL

Barrel

CON6

Connector 6"

CON24

Connector 24"

BW: Standard length is 24". Max length is 120". Request custom length by writing in part number next to BW (example: BW48)

B9

CONNECTOR/WIRE OUT

N/A

Closed End (No feed)

B10

END CAPS

CL

Clear

Due to cutting, white endcaps are not available.

B11

LENGTH (IN)

48"

Nominal

Starting Run length is 48.475" for S1A & S1B
Each cut point subtracts from the Starting Run Length
1.0, 2.0, & 4.0 has a 1" cut point
S1A, S1B can be cut down to as little as 1.475"

B12

EXACT/OPTIMAL

N/A

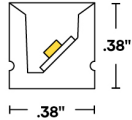
Single ▶



Q-CAP ANYBEND™ STATIC WHITE

24VDC Flexible Fixtures

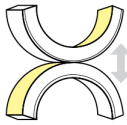
1 PRODUCT - DIMENSIONS



Profile
(Standard)

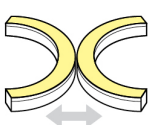
BEND RADIUS

Up/Down Bend



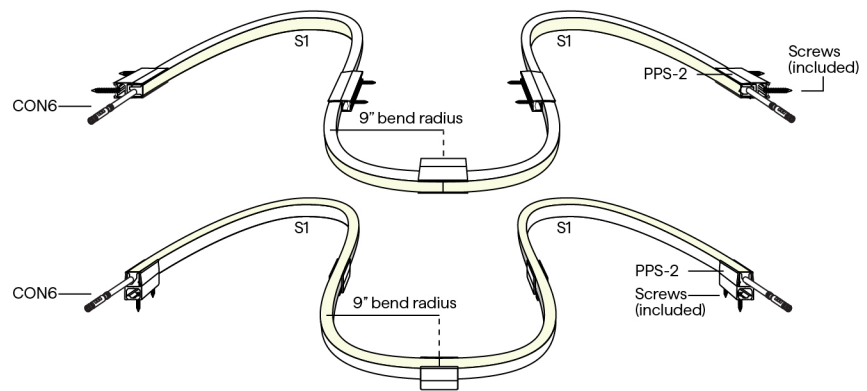
9" bending radius

Side Bend



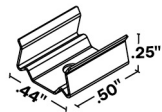
9" bending radius

FLEXIBILITY



2 MOUNTING

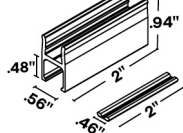
WSC



White Snug Clip
Indirect uplight

To order separately use WSC-02
Each clip comes with a #4x5/8" flat screw

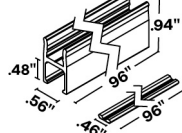
PPS-2



PVC Mounting Clip

To order separately use MICRO5-PPS2

PPS-96

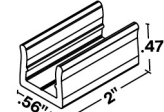


96" straight linear run

To order separately use MICRO5-PPS-96

Each clip comes with a #6" flat screw

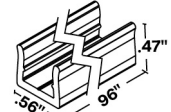
PPS-LP-2



Low profile PVC
Mounting Clip

To order separately use MICRO5-PPS-LP-2

PPS-LP-96



Low profile PVC channel
96" straight linear run

To order separately use MICRO5-PPS-LP-96

Each clip comes with a #6" flat screw

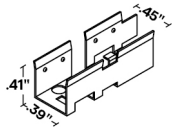


Q-CAP ANYBEND™ STATIC WHITE

24VDC Flexible Fixtures

MOUNTING CONTINUED

BN-SB



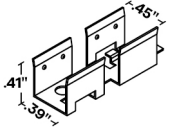
BENDIT Channel
Horizontal Stainless Steel
Flexible Channel

Continuous mounting solution for flexible fixtures, 16' or 32' field cuttable lengths

To order separately use either MICRO5-BN-SB-SST-16', MICRO5-BN-SB-SST-32', MICRO5-BN-SB-WH-16', or MICRO5-BN-SB-WH-32'

64 #4-40 1/2" screws provided per 16'

BN-UD



BENDIT Channel
Vertical Stainless Steel
Flexible Channel

Continuous mounting solution for flexible fixtures, 16' or 32' field cuttable lengths

To order separately use either MICRO5-BN-UD-SST-16', MICRO5-BN-UD-SST-32', MICRO5-BN-UD-WH-16', or MICRO5-BN-UD-WH-32'

64 #4-40 1/2" screws provided per 16'

4 / 5 DELIVERED LUMENS

[Calculated L70 = 40000 hrs]
Tested with ANBD-SW-WSC-DRY

CCT	1.0W/FT				2.0W/FT				4.0W/FT			
	ENC/CL		ENC/TL		ENC/CL		ENC/TL		ENC/CL		ENC/TL	
	LM	CRI	LM	CRI	LM	CRI	LM	CRI	LM	CRI	LM	CRI
2400K	44	93	49	92	120	93	131	92	260	93	253	93
2700K	48	96	32	98	133	97	85	98	283	97	186	98
3000K	52	95	47	96	140	95	127	97	300	96	217	97
3500K	51	98	41	98	137	98	109	98	296	97	247	98
4000K	46	97	53	98	122	97	138	98	275	96	304	97

6 DIODE VISIBILITY



ENC/CL - Clear encapsulation

ENC/TL - Translucent encapsulation

TEMPERATURE RATINGS

	1.0 W/FT		2.0 W/FT		4.0 W/FT	
	Min	Max	Min	Max	Min	Max
Surface Mounted	-4°F	135°F	-4°F	130°F	-4°F	105°F
Storage Temp	-4°F	140°F	-4°F	140°F	-4°F	140°F
Installation Temp	50°F	100°F	50°F	100°F	50°F	100°F

BUG RATING

WATTAGE	B	U	G
1.0 (ALL CCTs), 2.0 (ALL CCTs), 4.0 (ALL CCTs)	B0	U1	G0

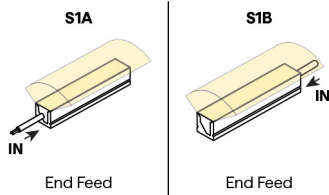


Q-CAP ANYBEND™ STATIC WHITE

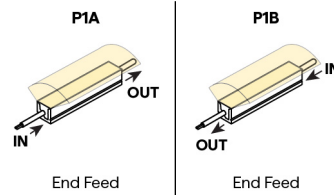
24VDC Flexible Fixtures

7 WIRE INPUT/OUTPUT

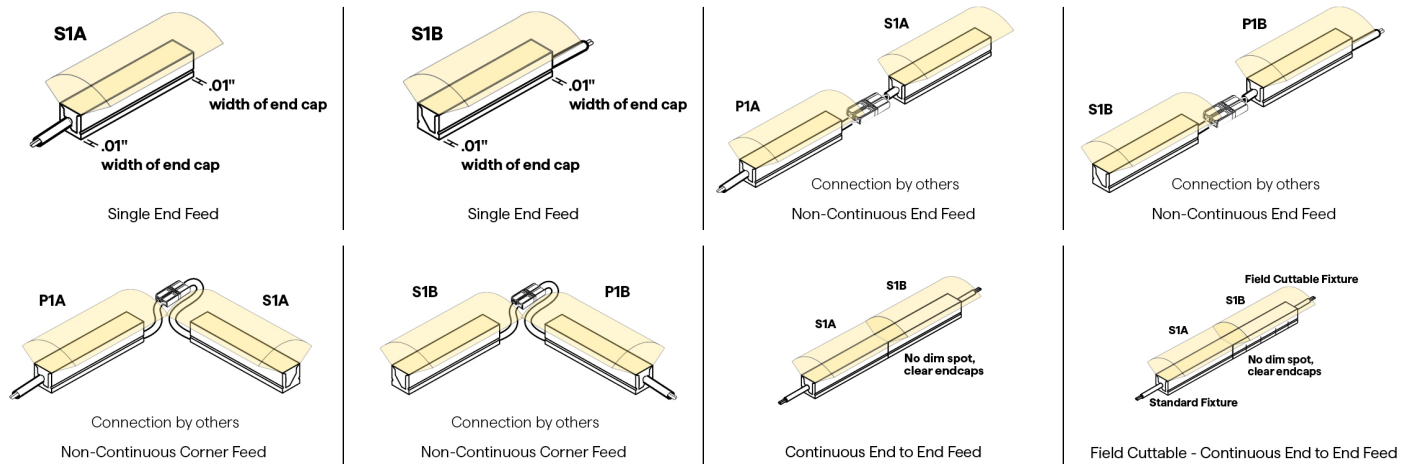
ASYMMETRIC ONLY SINGLE (Input only)



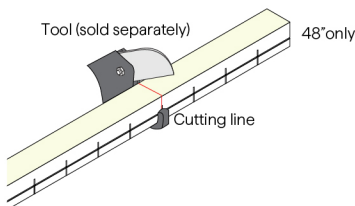
ASYMMETRIC ONLY PASS THROUGH (Input/Output) - Only applicable for Non-Field Cuttable Q-CAP



CONFIGURATION OPTIONS



FIELD CUTTABLE MARKING



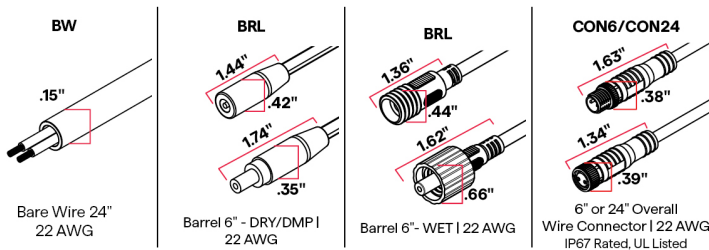
Field cuttable fixtures are sold in 4' increments and go at the end of a run, allowing for easy field adjustment



Note: Only FC fixtures are field cuttable — Do not attempt to cut non FC fixtures. Cut only on the marked cut lines. Only cut from non-feed end. Do not attempt to cut while power is on.

8 / 9 CONNECTOR/WIRE - IN/OUT

Connector/Wire In or Out not needed to specify product. Typical selection is S1 for Wire Input/Output, BW for Connector/Wire In, N/A for Connector/Wire Out, and WH for End Caps

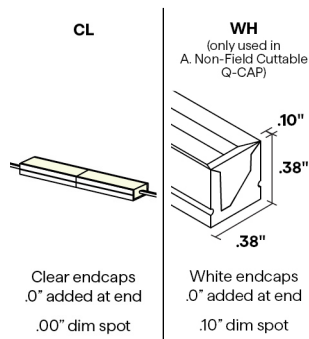




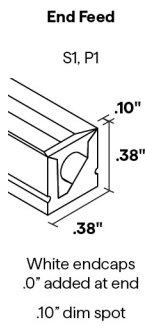
Q-CAP ANYBEND™ STATIC WHITE

24VDC Flexible Fixtures

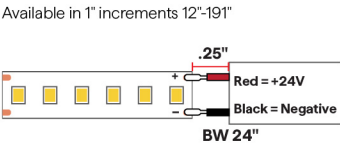
10 END CAPS (NO FEED)



END CAPS (WITH FEED)




11 LENGTH - WIRING DETAIL



12 EXACT/OPTIMAL FIXTURE LENGTH

Exact fixtures are the exact length specified. Optimal fixtures' length is rounded down based on LED cut points to allow the fixture to be illuminated end to end. For runs with multiple fixtures that need to fill a specific length, it's recommended to order all optimal fixtures with an exact fixture at the end of the run.



SW LENGTHS BY INCH

Available in any length in between 12" and 191", chart below shows example lengths. Exact fixtures are the length specified. Optimal fixtures' length is rounded down with illumination end to end. All fixtures' tolerance is +0 - 1/8". Consult factory for lengths under 12".

EXACT LENGTH

Requested Length	Potential dim spot on either end of fixture
12"	.5"
13"	.5"
14"	.5"
15"	.5"
16"	.5"
17"	.5"
18"	.5"
19"	.5"
20"	.5"
21"	.5"
22"	.5"
23"	.5"
24"	.5"
36"	.5"
48"	.5"
60"	.5"
72"	.5"
84"	.5"
96"	.5"

OPTIMAL LENGTH

Requested Nominal Length	S1A/B S1 End Feed	P1A/B P1 End Feed
12"	11.5"	11.5"
13"	12.5"	12.5"
14"	13.5"	13.5"
15"	14.5"	14.5"
16"	15.5"	15.5"
17"	16.5"	16.5"
18"	17.5"	17.5"
19"	18.5"	18.5"
20"	19.5"	19.5"
21"	20.5"	20.5"
22"	21.5"	21.5"
23"	22.5"	22.5"
24"	23.5"	23.5"
36"	35.5"	35.5"
48"	47.5"	47.5"
60"	59.5"	59.5"
72"	71.5"	71.5"
84"	83.5"	83.5"
96"	95.5"	95.5"



Q-CAP ANYBEND™ STATIC WHITE

24VDC Flexible Fixtures

COMPATIBLE POWER SUPPLIES

See power supplies cut sheets for more information. Data subject to change, all data has +/- 5% tolerance.

DIM TO LEVEL	INDOOR	OUTDOOR
	MICRO 5-SW	MICRO 5-SW
Dim to Black	Q6M-DC+CAP QTM-DC+CAP iQ-PH iQ-PH+QD1	QOM-DC+CAP QOM-PH
0.1%	QT-CAB-QZ-PH/0-10V QT-CAB-eLED+0-10V QT-CAB-eLED+0-10V-AWN QT-CAB-eLED+DALI-DT6 QT-CAB-eLED+DALI-DT6-AWN QTM-eLED+0-10V QTM-eLED+0-10V-AWN QTM-eLED+DALI-DT6 QTM-eLED+DALI-DT6-AWN QZ-BOWTIE+DIMMER QZ-DMX QZ-PH/0-10V QZ-STICK-PH/0-10V QZLP	Q-SET-QZ-DMX Q-SET-QZ-PH/0-10V Q-SET-eLED+0-10V QOM-eLED+0-10V QOM-eLED+DALI-DT6 QOM-eLED+PS-DALI-DT6 QZ-DMX QZ-PH/0-10V
1%	QTM-eLED(E) QZ-DALI-DT6	Q-SET+QZ-DALI-DT6 QZ-DALI-DT6
10%	Non-Dim Power Supply with SW App Dongle	Q-HEX-mini-DC Q-SET-mLED







DIMMING PROTOCOL	INDOOR	OUTDOOR
	MICRO 5-SW	MICRO 5-SW
Non-Dim	QT-CAB-eLED-ND QTM-eLED-ND QZ-ND	Q-SET-QZ-ND Q-SET-eLED-ND QOM-eLED-ND QZ-ND iQ-ND-50-65
Phase	Q6M-DC+CAP QT-CAB-QZ-PH/0-10V QTM-DC+CAP QTM-eLED(E) QZ-BOWTIE+DIMMER QZ-PH/0-10V QZ-STICK-PH/0-10V QZLP iQ-PH iQ-PH+QD1	Q-HEX-mini-DC Q-SET-QZ-PH/0-10V Q-SET-mLED QOM-DC+CAP QOM-PH QZ-PH/0-10V
0-10V	QT-CAB-QZ-PH/0-10V QT-CAB-eLED+0-10V QT-CAB-eLED+0-10V-AWN QTM-eLED+0-10V QTM-eLED+0-10V-AWN QZ-PH/0-10V QZ-STICK-PH/0-10V QZLP	Q-SET-QZ-PH/0-10V Q-SET-eLED+0-10V QOM-eLED+0-10V QZ-PH/0-10V
Lutron Athena	QT-CAB-eLED+0-10V-AWN QT-CAB-eLED+DALI-DT6-AWN QTM-eLED+0-10V-AWN QTM-eLED+DALI-DT6-AWN	
ECO System	QTM-eLED(E)	
DMX	QZ-DMX	Q-SET-QZ-DMX QZ-DMX
DALI-2: DT6	QT-CAB-eLED+DALI-DT6 QT-CAB-eLED+DALI-DT6-AWN QTM-eLED+DALI-DT6 QTM-eLED+DALI-DT6-AWN QZ-DALI-DT6	Q-SET+QZ-DALI-DT6 QOM-eLED+DALI-DT6 QZ-DALI-DT6
SCENE App Dimmed	Non-Dim Power Supply with SW App Dongle	



Q-CAP ANYBEND™ STATIC WHITE

24VDC Flexible Fixtures

COMPATIBLE MOUNTING ACCESSORIES

Q-ANGLE  Adjustable mounting accessory	NJ-MICRO  J Mounting Bracket	BL-MICRO  Backwards L Mounting Bracket	NL-MICRO  L Mounting Bracket	SD-L-MICRO  L Mounting Bracket	IQ-QCAP-UNV-CUTTER  QTL recommended FC Cutter
--	--	--	--	--	---

COMPATIBLE WIRING ACCESSORIES

Q-mini-J  UL Listed, miniature junction box, DRY/DMP (WET rated with silicone)	Q-mini-J5  UL Listed, miniature junction box, DRY/DMP (WET rated with silicone)	BARREL-EXT  8ft barrel cable extender DRY ONLY	BARREL FOUR-FER  Splits lead from one to four LED Barrel connector fixtures, DRY/DMP	CON120-EXT  10ft Con cable extender DRY/DMP/WET	CON FOUR-FER  Splits lead from one to four LED Con connectors DRY/DMP/WET
--	---	--	--	---	---

COMPATIBLE CONTROL ACCESSORIES

SCENE APP DONGLE  Wi-Fi or Bluetooth Connectivity
--

COMPATIBLE APPS

NFC APP  Read and write DMX addresses and adjust voltage
--