# Q-CAP KURV™ FOR TUNABLE APPLICATIONS

24VDC Flexible Fixtures



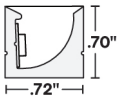


- Flexible encapsulated fixture
- Side bend
- 6" bend radius
- Interior and exterior rated (not including FC)
- Seven different mounting options
- Available in a seamless configuration for a continuous line of light
- Utilize clear endcaps for continuous runs
- When using DALI and DMX power supplies, LED wattage must be doubled
- Do not cut Non-Field Cuttable Q-CAP flexible fixtures
- IK10 impact rated

## ORDERING PROCESS

(A) Specify Non-Field Cuttable Q-CAP

(B) (Optional) Specify field cuttable 4' piece - used to adjust total run length in the field (dry applications only)

## A. NON-FIELD CUTTABLE Q-CAP

| A1 PRODUCT | A2 MOUNTING | A3 RATED | A4 CCT | A5 WATTAGE | A6 LENS | A7 WIRE INPUT/ OUTPUT | A8 CONNECTOR/ WIRE IN | A9 CONNECTOR/ WIRE OUT | A10 END CAPS | A11 LENGTH (IN) | A12 EXACT/ OPTIMAL |
|---|---|---|---|---|---|---|---|---|---|---|---|
| | | | | | | | | | | | |

Sample Part Number: **KURV-DW-PPS-2-DRY-24/30-1.5HE-ENC/TL-P1-BW-BW-N/A-48"-E**

### A1 PRODUCT

**KURV-DW**
**KURV-DW-USA**

Select USA option for BA, BAA and BABA projects.

LED engine is built with 3 wires requiring 0-10v, DMX or DALI control. Using DALI, DMX, or non QTL power supplies may double watts/ft. See last page for compatible power supplies.

### A2 MOUNTING

| | |
|---|---|
| **RLC** | Rigid Lock Channel |
| **MC** | Magnetic Clip |
| **SGC** | Side Graze Channel |
| **PPS-2** | PVC Clip |
| **PPS-96** | PVC Channel |
| **PPS-LP-2** | PVC Low Profile Clip |
| **PPS-LP-96** | PVC Low Profile Channel |
| **WSC** | White Snug Clip |
| **BN-SB-SST-16'** | 16' BENDIT Side Stainless Steel Channel |
| **BN-SB-SST-32'** | 32' BENDIT Side Stainless Steel Channel |
| **BN-SB-WH-16'** | 16' BENDIT Side White Stainless Channel |
| **BN-SB-WH-32'** | 32' BENDIT Side White Stainless Channel |

White snug clip only for indirect cove use, not intended for hanging fixtures upside down.

PPS mounting clip recommended for seamless applications

### A3 RATED

| | |
|---|---|
| **DRY** | IP20 |
| **WET** | IP67 |

### A4 CCT

| | |
|---|---|
| **24/30** | 2400K/3000K |
| **27/40** | 2700K/4000K |

### A5 WATTAGE

| | |
|---|---|
| **1.5HE** | 1.5WHE-SO |
| **2.5HE** | 2.5WHE-HO |

SO: Standard Output
HO: High Output

### A6 LENS

| | |
|---|---|
| **ENC/CL** | Encapsulated in Clear |
| **ENC/TL** | Encapsulated in Translucent |

For representation of LED visibility, see Diode Visibility section on following pages

### A7 WIRE INPUT/OUTPUT

| | |
|---|---|
| **S1** | Single 1 (Input only) - End Feed |
| **S2** | Single 2 (Input only) - Bottom Feed |
| **S3** | Single 3 (Input only) - Left Side Feed |
| **S4** | Single 4 (Input only) - Right Side Feed |
| **S5** | Single 5 (Input only) - Seamless Feed |
| **S6** | Single 6 (Input only) - Seamless Feed |

| | |
|---|---|
| **P1** | Pass Through 1 (Input/Output) - End Feed |
| **P2** | Pass Through 2 (Input/Output) - Bottom Feed |
| **P3** | Pass Through 3 (Input/Output) - Left Side Feed |
| **P4** | Pass Through 4 (Input/Output) - Right Side Feed |
| **P5** | Pass Through 5 (Input/Output) - Seamless Feed |
| **P6** | Pass Through 6 (Input/Output) - Seamless Feed |

### A8 CONNECTOR/WIRE IN

| | |
|---|---|
| **BW** | Bare Wire (Standard 24") |
| **CON6** | Connector 6" |
| **CON24** | Connector 24" |

BW: Standard length is 24", Max length is 120". Request custom length by writing in part number next to BW (example: BW48)

| | |
|---|---|
| **BW** | Bare Wire (Standard 24") |
| **CON6** | Connector 6" |
| **CON24** | Connector 24" |

BW: Standard length is 24", Max length is 120". Request custom length by writing in part number next to BW (example: BW48)

### A9 CONNECTOR/WIRE OUT

| | |
|---|---|
| **N/A** | Closed End (No feed) |

| | |
|---|---|
| **BW** | Bare Wire (Standard 24") |
| **CON6** | Connector 6" |
| **CON24** | Connector 24" |

BW: Standard length is 24", Max length is 120". Request custom length by writing in part number next to BW (example: BW48)

### A10 END CAPS

**Single**

| | |
|---|---|
| **CL** | Clear |
| **WH** | White |

**Pass Through**

| | |
|---|---|
| **N/A** | Not Applicable |

### A11 LENGTH (IN)

Minimum length is 12", maximum length is 191" not including end caps. Contact us for lengths under 12".
Available in 2" increments.

### A12 EXACT/OPTIMAL

| | |
|---|---|
| **O** | Optimal Illumination |
| **E** | Exact Specified Length |

Exact fixtures are the exact length specified +0 – 1/8".
Optimal fixtures' length is rounded down with illumination end to end.
See Exact/Optimal Fixture Length charts.

5 year warranty | Warranty only valid with QTL power supplies | Side Bend | Data subject to change, all data has +/- 5% tolerance | Ambient or mounting surface must not be lower than -4°F or higher than: 1.5HE - 125°F; 2.5HE - 115°F | Patent # D863646 S, 10,619,828 B2 | Only FC fixtures are Field-Cuttable per installation instructions | Field Cuttable is not returnable or refundable after it has been cut

© 2026 QTL. All rights reserved | 155 Hill St. Milford, CT 06460 | 203-367-8777 | sales@QTL.lighting | www.QTL.lighting

# Q-CAP KURV™ FOR TUNABLE APPLICATIONS

24VDC Flexible Fixtures

## B. FIELD CUTTABLE Q-CAP

| B1 PRODUCT | B2 MOUNTING | B3 RATED | B4 CCT | B5 WATTAGE | B6 LENS | B7 WIRE INPUT/ OUTPUT | B8 CONNECTOR/ WIRE IN | B9 CONNECTOR/ WIRE OUT | B10 END CAPS | B11 LENGTH (IN) | B12 EXACT/ OPTIMAL |
|---|---|---|---|---|---|---|---|---|---|---|---|
| KURV-FC-DW | | DRY | | | | | | N/A | CL | 48” | N/A |

Sample Part Number: **KURV-DW-PPS-2-DRY-24/30-1.5HE-ENC/TL-P1-BW-BW-N/A-48"-E**

### B1 PRODUCT

**KURV-FC-DW**

LED engine is built with 3 wires requiring 0-10v, DMX or DALI control. Using DALI, DMX, or non QTL power supplies may double watts/ft. See last page for compatible power supplies.

### B2 MOUNTING

| | |
|---|---|
| **RLC** | Rigid Lock Channel |
| **MC** | Magnetic Clip |
| **SGC** | Side Graze Channel |
| **PPS-2** | PVC Clip |
| **PPS-96** | PVC Channel |
| **PPS-LP-2** | PVC Low Profile Clip |
| **PPS-LP-96** | PVC Low Profile Channel |
| **WSC** | White Snug Clip |
| **BN-SB-SST-16’** | 16’ BENDIT Side Stainless Steel Channel |
| **BN-SB-SST-32’** | 32’ BENDIT Side Stainless Steel Channel |
| **BN-SB-WH-16’** | 16’ BENDIT Side White Stainless Channel |
| **BN-SB-WH-32’** | 32’ BENDIT Side White Stainless Channel |

White snug clip only for indirect cove use, not intended for hanging fixtures upside down.

PPS mounting clip recommended for seamless applications

### B3 RATED

**DRY** IP20

### B4 CCT

| | |
|---|---|
| **24/30** | 2400K/3000K |
| **27/40** | 2700K/4000K |

### B5 WATTAGE

| | |
|---|---|
| **1.5HE** | 1.5WHE-SO |
| **2.5HE** | 2.5WHE-HO |

SO: Standard Output
HO: High Output

### B6 LENS

| | |
|---|---|
| **ENC/CL** | Encapsulated in Clear |
| **ENC/TL** | Encapsulated in Translucent |

For representation of LED visibility, see Diode Visibility section on following pages

### B7 WIRE INPUT/OUTPUT

| | |
|---|---|
| **S1** | Single 1 (Input only) - End Feed |
| **S2** | Single 2 (Input only) - Bottom Feed |
| **S3** | Single 3 (Input only) - Left Side Feed |
| **S4** | Single 4 (Input only) - Right Side Feed |
| **S5** | Single 5 (Input only) - Seamless Feed |
| **S6** | Single 6 (Input only) - Seamless Feed |

### B8 CONNECTOR/WIRE IN

| | |
|---|---|
| **BW** | Bare Wire (Standard 24") |
| **CON6** | Connector 6" |
| **CON24** | Connector 24" |

BW: Standard length is 24", Max length is 120". Request custom length by writing in part number next to BW (example: BW48)

### B9 CONNECTOR/WIRE OUT

| | |
|---|---|
| **N/A** | Closed End (No feed) |

### B10 END CAPS

| | |
|---|---|
| **CL** | Clear |

Due to cutting, white endcaps are not available.

**Single**

### B11 LENGTH (IN)

| | |
|---|---|
| **48”** | Nominal |

Starting Run length is 48.55" for S1, S5, S6 and 48.75" for S2, S3, S4
Each cut point subtracts from the Starting Run Length
1.5HE & 2.5HE have a 2" cut point
S2, S3, & S4 can be cut down to as little as 2.75"
S1 can be cut down to as little as 2.55"
S5 & S6 can be cut down to as little as 6.55"

### B12 EXACT/OPTIMAL

**N/A**

© 2026 QTL. All rights reserved | 155 Hill St. Milford, CT 06460 | 203-367-8777 | sales@QTL.lighting | www.QTL.lighting

# Q-CAP KURV™ FOR TUNABLE APPLICATIONS

24VDC Flexible Fixtures

## 1 PRODUCT - DIMENSIONS

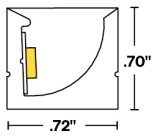


Profile
(Standard)

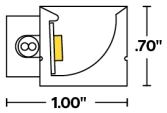


Profile
(Seamless bare wire)

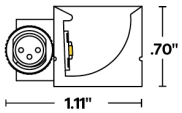


Profile
(Seamless CON6-24)

## BEND RADIUS

**Side Bend**

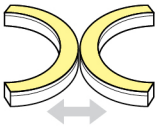

6" bending radius

## FLEXIBILITY

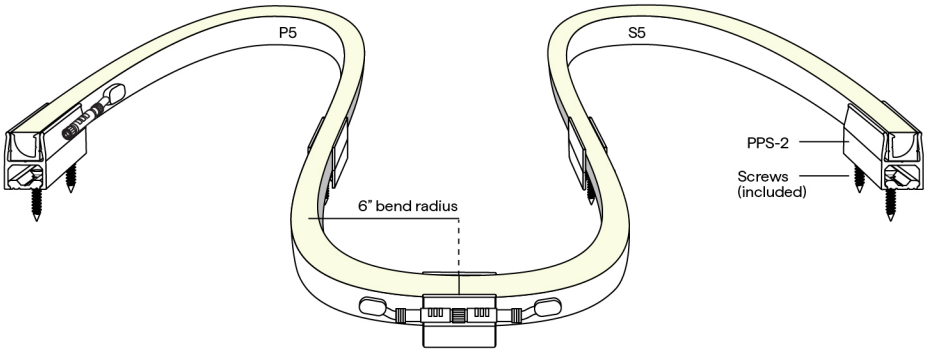


## 2 MOUNTING

**WSC**

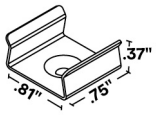


White Snug Clip
Indirect uplight

To order separately use WSC

Each clip comes with a #6x5/8" flat screw

**RLC**

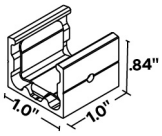


Rigid Lock Channel

To order separately use RLC

Each clip comes with a #6x5/8" flat screw

**MC**

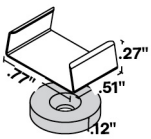


Magnetic Clip
Cove use only

To order separately use MC

Each clip comes with a #6x5/8" flat screw

**SGC**

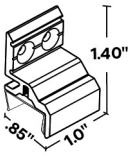


Side Graze Clip

To order separately use SGC

Each clip comes with a #6x5/8" flat screw

**PPS-2**

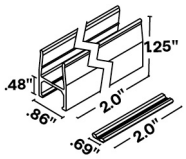


PVC Mounting Clip

To order separately use KURV-PPS2

© 2026 QTL. All rights reserved | 155 Hill St. Milford, CT 06460 | 203-367-8777 | sales@QTL.lighting | www.QTL.lighting

# Q-CAP KURV™ FOR TUNABLE APPLICATIONS

24VDC Flexible Fixtures

## MOUNTING CONTINUED

**PPS-96**

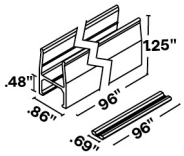


96" straight linear run

To order separately use KURV-PPS-96

Each clip comes with a #8" flat screw

**PPS-LP-2**

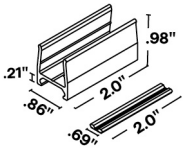


Low profile PVC Mounting Clip

To order separately use KURV-PPS-LP-2

**PPS-LP-96**

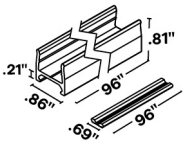


Low profile PVC channel 96" straight linear run

To order separately use KURV-PPS-LP-96

Each clip comes with a #8" flat screw

**BN-SB**

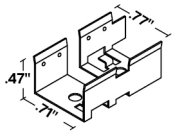


BENDIT Channel
Horizontal Stainless Steel Flexible Channel

Continuous mounting solution for flexible fixtures, 16' or 32' field cuttable lengths

To order separately use either STND-QCAP-BN-SB-SST-16', STND-QCAP-BN-SB-SST-32', STND-QCAP-BN-SB-WH-16', or STND-QCAP-BN-SB-WH-32'

64 #4-40 1/2" screws provided per 16'

## 4 / 5 DELIVERED LUMENS

[Calculated L70 = 40000 hrs]
Tested with KURV-DW-WSC-DRY

| CCT | 1.5HE W/FT | | | | 2.5HE W/FT | | | |
|---|---|---|---|---|---|---|---|---|
| | ENC/CL | | ENC/TL | | ENC/CL | | ENC/TL | |
| | LM | CRI | LM | CRI | LM | CRI | LM | CRI |
| 2400K | 110 | 93 | 93 | 92 | 174 | 94 | 145 | 92 |
| 2700K | 114 | 98 | 92 | 97 | 174 | 98 | 145 | 98 |
| 3000K | 125 | 96 | 94 | 96 | 186 | 96 | 149 | 96 |
| 4000K | 113 | 97 | 115 | 97 | 179 | 97 | 175 | 97 |

## 6 DIODE VISIBILITY

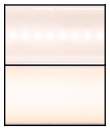

ENC/CL - Clear encapsulation

ENC/TL - Translucent encapsulation

## TEMPERATURE RATINGS

| | DW 1.5 HE W/FT | | DW 3.0 HE W/FT | | DW 2.5 HE W/FT | | DW 5.0 HE W/FT | |
|---|---|---|---|---|---|---|---|---|
| | QTL power supply other than DALI, DMX | | DALI, DMX, or non-QTL power supply | | QTL power supply other than DALI, DMX | | DALI, DMX, or non-QTL power supply | |
| | Min | Max | Min | Max | Min | Max | Min | Max |
| Ambient Operating Temp - Surface | -4°F | 140°F | -4°F | 130°F | -4°F | 130°F | -4°F | 110°F |
| Storage Temp | -4°F | 140°F | ** | ** | -4°F | 140°F | ** | ** |
| Installation Temp | 50°F | 100°F | ** | ** | 50°F | 100°F | ** | ** |

## BUG RATING

| WATTAGE | B | U | G |
|---|---|---|---|
| 1.5HE (ALL CCTs), 2.5HE (ALL CCTs) | B0 | U1 | G0 |

© 2026 QTL. All rights reserved | 155 Hill St. Milford, CT 06460 | 203-367-8777 | sales@QTL.lighting | www.QTL.lighting

# Q-CAP KURV™ FOR TUNABLE APPLICATIONS

24VDC Flexible Fixtures

## 7 WIRE INPUT/OUTPUT

SINGLE (Input only)

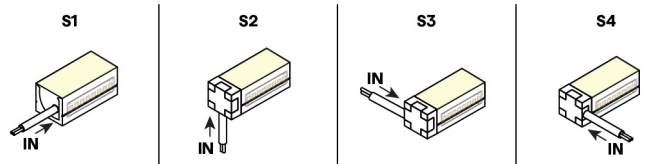


End Feed | Bottom Feed | Side Feed - Left | Side Feed - Right

PASS THROUGH (Input/Output) - Only applicable for Non-Field Cuttable Q-CAP

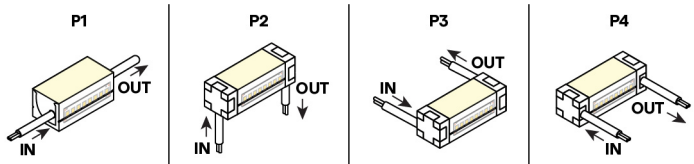


End Feed | Bottom Feed | Side Feed - Left | Side Feed - Right

SEAMLESS SINGLE (Input only)

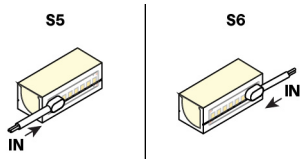


Seamless Feed | Seamless Feed

SEAMLESS PASS THROUGH (Input/Output) - Only applicable for Non-Field Cuttable Q-CAP

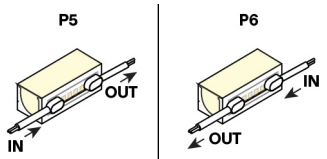


Seamless Feed | Seamless Feed

## CONFIGURATION OPTIONS

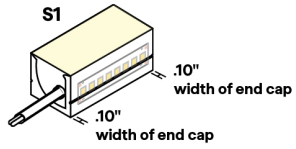


Single End Feed

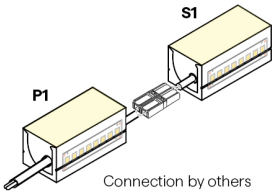


Non-Continuous End Feed

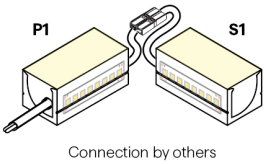


Non-Continuous Corner Feed

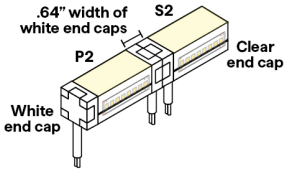


Continuous Bottom Feed

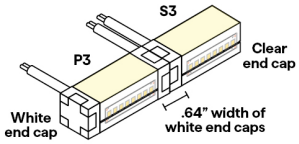


Continuous Side Feed - Left

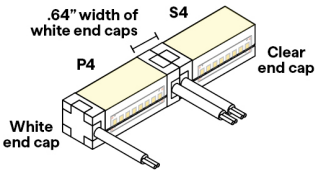


Continuous Side Feed - Right

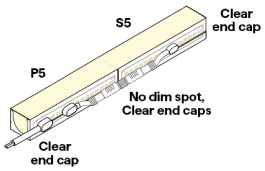


Seamless Side Feed

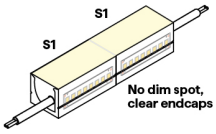


Continuous End to End Feed

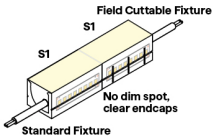


Field Cuttable - Continuous End to End Feed

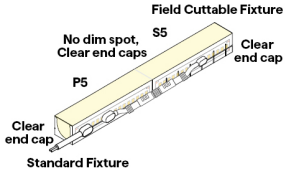


Field Cuttable - Seamless Side Feed

## FIELD CUTTABLE MARKING

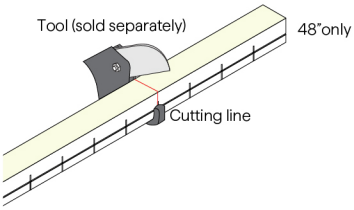


Field cuttable fixtures are sold in 4' increments and go at the end of a run, allowing for easy field adjustment

**Note:** Only FC fixtures are field cuttable — Do not attempt to cut non FC fixtures.
Cut only on the marked cut lines. Only cut from non-feed end. Do not attempt to cut while power is on.

© 2026 QTL. All rights reserved | 155 Hill St. Milford, CT 06460 | 203-367-8777 | sales@QTL.lighting | www.QTL.lighting

# Q-CAP KURV™ FOR TUNABLE APPLICATIONS

24VDC Flexible Fixtures

## SEAMLESS

Shown with bare wire, connectors vary

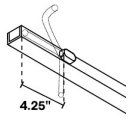


Omnidirectional wireways
S5, S6, P5, P6

## 8 / 9 CONNECTOR/WIRE – IN/OUT

Connector/Wire In or Out not needed to specify product. Typical selection is S1 for Wire Input/Output, BW for Connector/Wire In, N/A for Connector/Wire Out, and WH for End Caps

**BW**

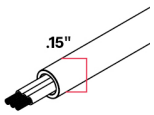


Bare Wire 24"
22 AWG

**CON6/CON24**




6" or 24" Overall
Wire Connector | 22 AWG
IP67 Rated, UL Listed

## 10 END CAPS (NO FEED)

**CL**

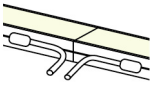

Clear endcaps
.0" added at end

.00" dim spot

**WH**
(only used in
A. Non-Field Cuttable
Q-CAP)

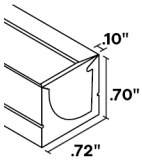


White endcaps
.0" added at end

.10" dim spot

## END CAPS (WITH FEED)

**End Feed**

S1, P1

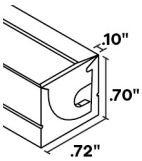


White endcaps
.0" added at end

.10" dim spot

**Tri-Directional**

S2, S3, S4, P2, P3, P4

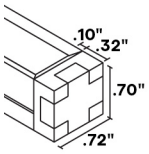


White endcaps
.32" added at end

.67" dim spot

## 11 LENGTH - WIRING DETAIL

Available in 2" increments 12"-191"

## 12 EXACT/OPTIMAL FIXTURE LENGTH

E/O Length Calculator →  E/O Explained →

Exact fixtures are the exact length specified. Optimal fixtures' length is rounded down based on LED cut points to allow the fixture to be illuminated end to end. For runs with multiple fixtures that need to fill a specific length, it's recommended to order all optimal fixtures with an exact fixture at the end of the run.

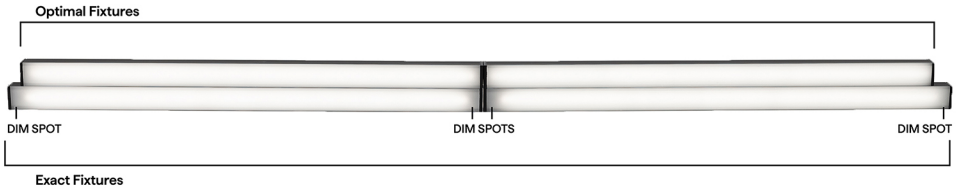


© 2026 QTL. All rights reserved | 155 Hill St. Milford, CT 06460 | 203-367-8777 | sales@QTL.lighting | www.QTL.lighting

# Q-CAP KURV™ FOR TUNABLE APPLICATIONS

24VDC Flexible Fixtures

## DW LENGTHS BY INCH

Available in any length in between 12" and 191", chart below shows example lengths. Exact fixtures are the length specified. Optimal fixtures' length is rounded down with illumination end to end. All fixtures' tolerance is +0 – 1/8". Consult factory for lengths under 12".

### EXACT LENGTH

| Requested Length | Potential dim spot on either end of fixture with S1 wireway |
|---|---|
| 12" | 1" |
| 13" | .5" |
| 14" | 1" |
| 15" | .5" |
| 16" | 1" |
| 17" | .5" |
| 18" | 1" |
| 19" | .5" |
| 20" | 1" |
| 21" | .5" |
| 22" | 1" |
| 23" | .5" |
| 24" | 1" |
| 36" | 1" |
| 48" | 1" |
| 60" | 1" |
| 72" | 1" |
| 84" | 1" |
| 96" | 1" |

### OPTIMAL LENGTH: highlighted rows are closest to requested nominal length

| Requested Nominal Length | S1 | S2 & S3 & S4 | | | P1 | P2 & P3 & P4 | | | S5 & S6 & P5 & P6 | |
|---|---|---|---|---|---|---|---|---|---|---|
| | 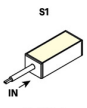  End Feed | 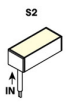  Bottom Feed | Side Feed - Left | 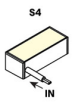  Side Feed - Right | 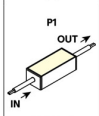  End Feed | Bottom Feed | 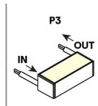  Side Feed - Left | Side Feed - Right | Seamless Feed | 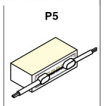  Seamless Feed |
| 12" | 10.58" | 10.91" | | | 10.95" | 11.63" | | | 10.20" | |
| 13" | 12.58" | 12.91" | | | 12.95" | 11.63" | | | 12.20" | |
| 14" | 12.58" | 12.91" | | | 12.95" | 13.63" | | | 12.20" | |
| 15" | 14.58" | 14.91" | | | 14.95" | 13.63" | | | 14.20" | |
| 16" | 14.58" | 14.91" | | | 14.95" | 15.63" | | | 14.20" | |
| 17" | 16.58" | 16.91" | | | 16.95" | 15.63" | | | 16.20" | |
| 18" | 16.58" | 16.91" | | | 16.95" | 17.63" | | | 16.20" | |
| 19" | 18.58" | 18.91" | | | 18.95" | 17.63" | | | 18.20" | |
| 20" | 18.58" | 18.91" | | | 18.95" | 19.63" | | | 18.20" | |
| 21" | 20.58" | 20.91" | | | 20.95" | 19.63" | | | 20.20" | |
| 22" | 20.58" | 20.91" | | | 20.95" | 21.63" | | | 20.20" | |
| 23" | 22.58" | 22.91" | | | 22.95" | 21.63" | | | 22.20" | |
| 24" | 22.58" | 22.91" | | | 22.95" | 23.63" | | | 22.20" | |
| 36" | 34.58" | 34.91" | | | 34.95" | 35.63" | | | 34.20" | |
| 48" | 46.58" | 46.91" | | | 46.95" | 47.63" | | | 46.20" | |
| 60" | 58.58" | 58.91" | | | 58.95" | 59.63" | | | 58.20" | |
| 72" | 70.58" | 70.91" | | | 70.95" | 71.63" | | | 70.20" | |
| 84" | 82.58" | 82.91" | | | 82.95" | 83.63" | | | 82.20" | |
| 96" | 94.58" | 94.91" | | | 94.95" | 95.63" | | | 94.20" | |

## COMPATIBLE POWER SUPPLIES

See power supplies cut sheets for more information. Data subject to change, all data has +/- 5% tolerance.

| DIM TO LEVEL | INDOOR | OUTDOOR |
|---|---|---|
| | DW-HE Tunable Applications | DW-HE Tunable Applications |
| 0.1% | QT-CAB-eLED+DALI-DT6<br>QT-CAB-eLED+DALI-DT8<br>QT-CAB-eLED+DALI-DT8-AWN<br>QT-CAB-eLED+TW<br>QT-CAB-eLED+TW-AWN<br>QTM-eLED+DALI-DT6<br>QTM-eLED+DALI-DT8<br>QTM-eLED+DALI-DT8-AWN<br>QTM-eLED+TW<br>QTM-eLED+TW-AWN<br>QZ-DMX | Q-SET-QZ-DMX<br>QOM-eLED+DALI-DT6<br>QOM-eLED+DALI-DT8<br>QOM-eLED+PS-DALI-DT6<br>QOM-eLED+PS-DALI-DT8<br>QOM-eLED+TW<br>QZ-DMX |
| 1% | QZ-DALI-DT8 | Q-SET+QZ-DALI-DT8<br>QZ-DALI-DT8 |
| 10% | Non-Dim Power Supply with TW App Dongle | |

© 2026 QTL. All rights reserved | 155 Hill St. Milford, CT 06460 | 203-367-8777 | sales@QTL.lighting | www.QTL.lighting

# Q-CAP KURV™ FOR TUNABLE APPLICATIONS

24VDC Flexible Fixtures

| DIMMING PROTOCOL | INDOOR | OUTDOOR |
|---|---|---|
| | **DW-HE Tunable Applications** | **DW-HE Tunable Applications** |
| **0-10V** | QT-CAB-eLED+TW<br>QT-CAB-eLED+TW-AWN<br>QTM-eLED+TW<br>QTM-eLED+TW-AWN | QOM-eLED+TW |
| **Lutron Athena** | QT-CAB-eLED+DALI-DT8-AWN<br>QT-CAB-eLED+TW-AWN<br>QTM-eLED+DALI-DT8-AWN<br>QTM-eLED+TW-AWN | |
| **DMX**<br>LED wattage must be doubled for DW-HE products | QZ-DMX | Q-SET-QZ-DMX<br>QZ-DMX |
| **DALI-2: DT6**<br>LED wattage must be doubled for DW-HE products except for AWN | QT-CAB-eLED+DALI-DT6<br>QTM-eLED+DALI-DT6 | QOM-eLED+DALI-DT6 |
| **DALI-2: DT8**<br>LED wattage must be doubled for DW-HE products except for AWN | QT-CAB-eLED+DALI-DT8<br>QT-CAB-eLED+DALI-DT8-AWN<br>QTM-eLED+DALI-DT8<br>QTM-eLED+DALI-DT8-AWN<br>QZ-DALI-DT8 | Q-SET+QZ-DALI-DT8<br>QOM-eLED+DALI-DT8<br>QZ-DALI-DT8 |
| **SCENE App Dimmed** | Non-Dim Power Supply with TW App Dongle | |

## COMPATIBLE MOUNTING ACCESSORIES

**Q-ANGLE**

Adjustable mounting accessory

**NJ-LARGE**

J Mounting Bracket

**NU-LARGE**

U Mounting Bracket

**SD-J-LARGE**

J Mounting Bracket

**BL-LARGE**



Backwards L Mounting Bracket

**NL-LARGE**

L Mounting Bracket

**SD-L-LARGE**

L Mounting Bracket

**iQ-QCAP-UNV-CUTTER**

QTL recommended FC Cutter

## COMPATIBLE WIRING ACCESSORIES

**Q-mini-J5**




UL Listed, miniature junction box, DRY/DMP (WET rated with silicone)

## COMPATIBLE CONTROL ACCESSORIES

**SCENE APP DONGLE**

Wi-Fi or Bluetooth Connectivity

© 2026 QTL. All rights reserved | 155 Hill St. Milford, CT 06460 | 203-367-8777 | sales@QTL.lighting | www.QTL.lighting

# Q-CAP KURV™ FOR TUNABLE APPLICATIONS

24VDC Flexible Fixtures

## COMPATIBLE APPS

**NFC APP**

Q-NFC

Read and write DMX addresses and adjust voltage

© 2026 QTL. All rights reserved | 155 Hill St. Milford, CT 06460 | 203-367-8777 | sales@QTL.lighting | www.QTL.lighting